

TREASURER'S REPORT

TREASURER'S MONTHLY REPORT

For the period of
March 1, 2024 to March 31, 2024

Total available balance as reported at the end of the preceding period \$ 666,477.49

RECEIPTS DURING THE MONTH

Deposits March 1st through March 31st	\$ 30,682,930.29	
Wires: General Investment Acct- Flushing Bank	\$ 6,000,000.00	
General Investment Acct- Capital One Bank	\$ 4,600,000.00	
Payroll Clearing Acct- Capital One Bank	\$ 107,558.60	
JE Adj: 3/1/24 payroll wired on 2/29/24	\$ 4,351,473.84	
Interest	\$ 20,256.74	
Total Receipts	\$ 45,762,219.47	
Total Receipts, including balance	\$ 46,428,696.96	

DISBURSEMENTS MADE DURING THE MONTH

Wires: Disbursement Acct.- Capital One Bank	\$ 6,318,539.47	
Payroll Clearing Acct- Capital One Bank	\$ 9,291,547.67	
Special Aid Acct.- Capital One Bank	\$ 1,100,000.00	
Debt Service Acct- Capital One Bank	\$ 120,200.00	
Workers Comp Account- Chase Bank	\$ 169,632.71	
USPS	\$ 20,000.00	
CIGNA Insurance	\$ 7,787.42	
Worker Comp Claims Funding- US Bank	\$ 2,880.00	
Capital One Credit Card	\$ 300.56	
JE Adj: 3/1/24 payroll wired on 2/29/24	\$ 4,351,473.84	
Total Disbursements	\$ 21,382,361.67	
Cash balance as shown by records	\$ 25,046,335.29	

RECONCILIATION WITH BANK STATEMENT

Balance as given on bank statement, end of month	\$ 27,239,518.07
General Fund Bank Balance	
Less total of outstanding checks and adjustments	\$ 2,193,182.78
Net balance in bank	\$ 25,046,335.29
(Should agree with Cash Balance above unless there are undeposited funds in treasurer's hands)	
Amount of receipts undeposited and adjustments (add)	\$ -
Total available balance	\$ 25,046,335.29
(Must agree with Cash Balance above if there is a true reconciliation)	

Received by the Board of Education and entered as part of the minutes of the Board meeting held

This is to certify that the above Cash Balance is in agreement with my bank statement, as reconciled.


TREASURER OF THE SCHOOL DISTRICT

March 31, 2024

Table 1

List of outstanding checks and adjustments

[illegible]

Table 2

Statement of cash on hand and adjustments:
not deposited at end of period

Date	Source	Amount	Memorandum
	Total Receipts not on Deposit	\$ -	

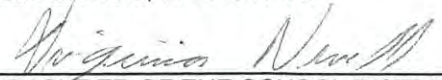
TREASURER'S MONTHLY REPORT

For the period of
March 1, 2024 to March 31, 2024

Total available balance as reported at the end of the preceding period		\$	13,239.44
RECEIPTS DURING THE MONTH			
Deposits March 1st through March 31st		\$	59,599.84
Total Receipts, including balance		\$	72,839.28
DISBURSEMENTS MADE DURING THE MONTH			
Less: Wires to General Inv Acct- Capital One Bank	\$	50,000.00	
Credit Card Fees	\$	2,759.19	
Total Disbursements		\$	52,759.19
Cash balance as shown by records		\$	20,080.09
RECONCILIATION WITH BANK STATEMENT			
Balance as given on bank statement, end of month		\$	20,080.09
Less total of outstanding checks and adjustments		\$	-
Net balance in bank		\$	20,080.09
(Should agree with Cash Balance above unless there are undeposited funds in treasurer's hands)			
Amount of receipts undeposited and adjustments (add)		\$	-
Total available balance		\$	20,080.09
(Must agree with Cash Balance above if there is a true reconciliation)			

Received by the Board of Education and entered as part of the minutes of the Board meeting held

This is to certify that the above Cash Balance is in agreement with my bank statement, as reconciled.


TREASURER OF THE SCHOOL DISTRICT

TREASURER'S MONTHLY REPORTFor the period of
March 1, 2024 to March 31, 2024

Total available balance as reported at the end of the preceding period \$ 259,444.60

RECEIPTS DURING THE MONTH


Deposits March 1st through March 31st	\$	55,011.33	
JE Adj: 3/1/24 payroll wired on 2/29/24	\$	68,317.56	
Total Receipts			\$ 123,328.89
Total Receipts, including balance			\$ 382,773.49

DISBURSEMENTS MADE DURING THE MONTH

Wires: Disbursement Acct. - Capital One Bank	\$	174,110.29	
Payroll Clearing Acct- Capital One Bank	\$	112,184.73	
NYS Sales Tax	\$	551.44	
JE Adj: 3/1/24 payroll wired on 2/29/24	\$	68,317.56	
JE Adj: CR# 145378 due from General Fund	\$	67.50	
Total Disbursements			\$ 355,231.52
Cash balance as shown by records			\$ 27,541.97

RECONCILIATION WITH BANK STATEMENT

Balance as given on bank statement, end of month	\$	27,490.12
Less total of outstanding checks and adjustments (See list on reverse)	\$	-
Net balance in bank (Should agree with Cash Balance above unless there are undeposited funds in treasurer's hands)	\$	27,490.12
Amount of receipts undeposited and adjustments (add)	\$	51.85
Total available balance (Must agree with Cash Balance above if there is a true reconciliation)	\$	27,541.97

Received by the Board of Education and entered as part of the
minutes of the Board meeting heldThis is to certify that the above Cash
Balance is in agreement with my
bank statement, as reconciled.

 TREASURER OF THE SCHOOL DISTRICT

March 31, 2024

Table 1

List of outstanding checks and adjustments

[illegible]

Table 2

Statement of cash on hand and adjustments:
not deposited at end of period

Date	Source	Amount	Memorandum
3/31/2024	Deposits in transit	\$ 51.85	
	Total Receipts not on Deposit	\$ 51.85	

TREASURER'S MONTHLY REPORT

For the period of
March 1, 2024 to March 31, 2024

Total available balance as reported at the end of the preceding period \$ 235,539.27

RECEIPTS DURING THE MONTH

Add: Wire from General Operating Acct- Capital One Bank \$ 120,200.00

Total Receipts \$ 120,200.00

Total Receipts, including balance \$ 355,739.27

DISBURSEMENTS MADE DURING THE MONTH

Wires: Depository Trust- Chase Bank \$ 235,500.00

Total Disbursements \$ 235,500.00

Cash balance as shown by records \$ 120,239.27

RECONCILIATION WITH BANK STATEMENT

Balance as given on bank statement, end of month \$ 120,239.27

Less total of outstanding checks and adjustments
(See list on reverse) \$ -

Net balance in bank \$ 120,239.27

(Should agree with Cash Balance above unless there are undeposited
funds in treasurer's hands)

Amount of receipts undeposited and adjustments (add) \$ -

Total available balance \$ 120,239.27

(Must agree with Cash Balance above if there is a true reconciliation)

Received by the Board of Education and entered as part of the
minutes of the Board meeting held

This is to certify that the above Cash
Balance is in agreement with my
bank statement, as reconciled.


TREASURER OF THE SCHOOL DISTRICT

TREASURER'S MONTHLY REPORT

For the period of
March 1, 2024 to March 31, 2024

Total available balance as reported at the end of the preceding period \$ 137,544.81

RECEIPTS DURING THE MONTH

Wires: General Operating Acct - Capital One Bank	\$ 1,100,000.00	
JE Adj: 3/1/24 payroll wired on 2/29/24	\$ 195,508.45	
Total Receipts		\$ 1,295,508.45
Total Receipts, including balance		\$ 1,433,053.26

DISBURSEMENTS MADE DURING THE MONTH

Wires: Disbursement Acct- Capital One Bank	\$ 550,534.81	
Payroll Clearing Acc- Capital One Bank	\$ 458,865.41	
JE Adj: 3/1/24 payroll wired on 2/29/24	\$ 195,508.45	
Total Disbursements		\$ 1,204,908.67
Cash balance as shown by records		\$ 228,144.59

RECONCILIATION WITH BANK STATEMENT

Balance as given on bank statement, end of month	\$ 228,144.59
Less total of outstanding checks and adjustments (See list on reverse)	\$ -
Net balance in bank (Should agree with Cash Balance above unless there are undeposited funds in treasurer's hands)	\$ 228,144.59
Amount of receipts undeposited and adjustments (add)	\$ -
Total available balance (Must agree with Cash Balance above if there is a true reconciliation)	\$ 228,144.59

Received by the Board of Education and entered as part of the
minutes of the Board meeting held

This is to certify that the above Cash
Balance is in agreement with my
bank statement, as reconciled.


TREASURER OF THE SCHOOL DISTRICT

March 31, 2024

Table 1

List of outstanding checks and adjustments

Check No. / Description	Amount	Check No. / Description	Amount	Check No. / Description	Amount
Sub-Total	\$ -	Sub-Total	\$ -	Sub-Total	\$ -
Total Outstanding Checks and Adjustments					\$ -

Table 2

Statement of cash on hand and adjustments:
not deposited at end of period

Date	Source	Amount	Memorandum
	Total Receipts not on Deposit	\$ -	

TREASURER'S MONTHLY REPORT

For the period of
March 1, 2024 to March 31, 2024

Total available balance as reported at the end of the preceding period \$ 1,596,336.16

RECEIPTS DURING THE MONTH

Total Receipts \$ -

Total Receipts, including balance \$ 1,596,336.16

DISBURSEMENTS MADE DURING THE MONTH

Wires: Disbursement Account- Capital One Bank \$ 248,303.05

Total Disbursements \$ 248,303.05

Cash balance as shown by records \$ 1,348,033.11

RECONCILIATION WITH BANK STATEMENT

Balance as given on bank statement, end of month \$ 1,348,033.11

Less total of outstanding checks and adjustments
(See list on reverse) \$ -

Net balance in bank \$ 1,348,033.11
(Should agree with Cash Balance above unless there are undeposited
funds in treasurer's hands)

Amount of receipts undeposited and adjustments (add) \$ -

Total available balance \$ 1,348,033.11
(Must agree with Cash Balance above if there is a true reconciliation)

Received by the Board of Education and entered as part of the
minutes of the Board meeting held

This is to certify that the above Cash
Balance is in agreement with my
bank statement, as reconciled.


TREASURER OF THE SCHOOL DISTRICT

March 31, 2024

Table 1

List of outstanding checks and adjustments

[illegible]

Table 2

Statement of cash on hand and adjustments:
not deposited at end of period

Date	Source	Amount	Memorandum
	Total Receipts not on Deposit	\$ -	

TREASURER'S MONTHLY REPORT

For the period of
March 1, 2024 to March 31, 2024

Total available balance as reported at the end of the preceding period \$ 1,989,717.05

RECEIPTS DURING THE MONTH

Wires: General Fund Account- Capital One Bank	\$	9,291,547.67
Special Aid Fund Account- Capital One Bank	\$	458,865.41
School Lunch Fund Account- Capital One Bank	\$	112,184.73
		<hr/>
Total Receipts	\$	9,862,597.81
		<hr/>
Total Receipts, including balance	\$	11,852,314.86

DISBURSEMENTS MADE DURING THE MONTH


Checks:	\$	180,553.75
Wires: General Fund Account- Capital One Bank	\$	107,558.60
Federal Tax Payments	\$	3,409,931.84
State Tax Payments	\$	597,699.65
Omni Payments	\$	623,053.97
PMCT Payments	\$	99,132.99
NYSERS	\$	61,581.71
FBA of Syosset Payments	\$	58,192.35
State Street- NYSDCP Payments	\$	25,095.00
TFCU Payments	\$	22,635.00
Payroll Disbursement Account	\$	5,882,086.35
		<hr/>
Total Disbursements	\$	11,067,521.21
		<hr/>
Cash balance as shown by records	\$	784,793.65
		<hr/>

RECONCILIATION WITH BANK STATEMENT

Balance as given on bank statement, end of month	\$	886,680.21
Less total of outstanding checks and adjustments (See list on reverse)	\$	101,886.56
		<hr/>
Net balance in bank (Should agree with Cash Balance above unless there are undeposited funds in treasurer's hands)	\$	784,793.65
Amount of receipts undeposited and adjustments (add)	\$	-
		<hr/>
Total available balance (Must agree with Cash Balance above if there is a true reconciliation)	\$	784,793.65
		<hr/>

Received by the Board of Education and entered as part of the
minutes of the Board meeting held

This is to certify that the above Cash
Balance is in agreement with my
bank statement, as reconciled.


TREASURER OF THE SCHOOL DISTRICT

March 31, 2024

Table 1

List of outstanding checks and adjustments

Check No. / Description	Amount	Check No. / Description	Amount	Check No. / Description	Amount
253373	\$ 532.00				
254122	\$ 532.00				
254123	\$ 12,549.03				
254124	\$ 1,435.00				
254125	\$ 532.00				
254126	\$ 12,679.31				
254127	\$ 1,026.43				
254128	\$ 2,587.01				
254129	\$ 58,248.00				
254130	\$ 8,208.10				
254131	\$ 1,435.00				
254132	\$ 1,983.42				
254133	\$ 73.26				
254134	\$ 66.00				
Sub-Total	\$ 101,886.56	Sub-Total	\$ -	Sub-Total	\$ -
Total Outstanding Checks and Adjustments					\$ 101,886.56

Table 2Statement of cash on hand and adjustments:
not deposited at end of period

Date	Source	Amount	Memorandum
Total Receipts not on Deposit		\$ -	

TREASURER'S MONTHLY REPORTFor the period of
March 1, 2024 to March 31, 2024

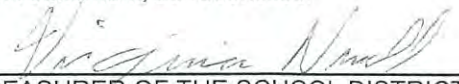
Total available balance as reported at the end of the preceding period \$503,540.54

RECEIPTS DURING THE MONTH

Wires: General Fund Account	\$169,632.71	
Interest	\$377.75	
Total Receipts		<u>\$170,010.46</u>
Total Receipts, including balance		\$673,551.00

Checks: 35332-35399	\$171,609.67	
DISBURSEMENTS MADE DURING THE MONTH		
Total Disbursements		<u>\$171,609.67</u>
Cash balance as shown by records		<u><u>\$501,941.33</u></u>

Balance as given on bank statement, end of month	\$672,156.91	
RECONCILIATION WITH BANK STATEMENT		
Less total of outstanding checks and adjustments (See list on reverse)		<u>\$170,215.58</u>
Net balance in bank	\$501,941.33	
(Should agree with Cash Balance above unless there are undeposited funds in treasurer's hands)		
Amount of receipts undeposited and adjustments (add)		<u>\$0.00</u>
Total available balance	\$501,941.33	
(Must agree with Cash Balance above if there is a true reconciliation)		<u><u>\$501,941.33</u></u>

Received by the Board of Education and entered as part of the
minutes of the Board meeting heldThis is to certify that the above Cash
Balance is in agreement with my
bank statement, as reconciled.
TREASURER OF THE SCHOOL DISTRICT

March 31, 2024

Table 1

List of outstanding checks and adjustments

Check No. / Description	Amount	Check No. / Description	Amount	Check No. / Description	Amount
9334404	\$ 300.00	9335344	120.26	9335377	827.25
9334463	\$ 300.00	9335347	90.00	9335378	228.42
9334582	\$ 300.00	9335349	4,684.43	9335379	752.50
9334633	\$ 300.00	9335350	651.58	9335380	689.94
9334666	\$ 300.00	9335351	300.00	9335381	11,547.14
9334673	\$ 90.00	9335352	550.00	9335382	29,930.27
9334770	\$ 310.73	9335353	1,813.91	9335383	65,433.85
9334787	\$ 300.00	9335354	135.00	9335384	865.54
9334839	\$ 300.00	9335355	125.00	9335385	1,744.60
9334877	\$ 300.00	9335356	5,954.43	9335386	1,830.62
9334937	\$ 300.00	9335357	925.00	9335387	8,796.45
9334979	\$ 300.00	9335358	56.30	9335388	350.00
9335021	\$ 300.00	9335359	87.80	9335389	430.00
9335059	\$ 300.00	9335360	347.96	9335390	600.00
9335085	\$ 300.00	9335361	200.36	9335391	300.00
9335104	\$ 300.00	9335362	101.93	9335392	260.00
9335185	\$ 300.00	9335363	329.37	9335393	240.00
9335230	\$ 300.00	9335364	495.00	9335394	120.26
9335237	\$ 90.00	9335365	359.48	9335395	258.00
9335244	\$ 190.00	9335366	2,063.48	9335396	90.00
9335262	\$ 300.00	9335367	530.34	9335397	300.00
9335269	\$ 90.00	9335368	87.80	9335398	800.00
9335283	\$ 285.00	9335369	355.58	9335399	550.00
9335313	\$ 95.00	9335370	575.00		
9335321	\$ 385.00	9335371	2,174.24		
9335327	\$ 120.26	9335372	11,575.18		
9335330	\$ 90.00	9335373	127.41		
9335335	\$ 175.60	9335374	188.55		
9335341	\$ 300.00	9335375	500.00		
9335343	\$ 240.00	9335376	203.76		
Sub-Total	\$ 7,561.59	Sub-Total	\$ 35,709.15	Sub-Total	\$ 126,944.84
Total Outstanding Checks and Adjustments					\$ 170,215.58

Table 2

Statement of cash on hand and adjustments:
not deposited at end of period

Date	Source	Amount	Memorandum
	Total Receipts not on Deposit	\$ -	

TREASURER'S MONTHLY REPORT

For the period of
March 1, 2024 to March 31, 2024

Total available balance as reported at the end of the preceding period \$ 3,740.00

RECEIPTS DURING THE MONTH

	General Fund	School Lunch Fund	Special Aid Fund	Capital Fund	Total	
Wires:						
03/07/24	\$ 1,009,128.18	\$ 72,105.81	\$ 42,667.29	\$ 10,125.80	\$ 1,134,027.08	
03/14/24	\$ 1,481,779.93	\$ 22,803.16	\$ 240,262.25	\$ 238,177.25	\$ 1,983,022.59	
03/24/24	\$ 1,634,448.58	\$ 79,201.32	\$ 267,605.27	\$ -	\$ 1,981,255.17	
03/31/24	\$ 2,193,182.78	\$ -	\$ -		\$ 2,193,182.78	
	\$ 6,318,539.47	\$ 174,110.29	\$ 550,534.81	\$ 248,303.05	\$ 7,291,487.62	
Fraud Refund						
						\$ 7,291,487.62
						Total Receipts, including balance \$ 7,295,227.62

DISBURSEMENTS MADE DURING THE MONTH

Checks:	\$ 6,322,279.47	\$ 174,110.29	\$ 550,534.81	\$ 248,303.05	\$ 7,295,227.62	\$ 7,295,227.62
						Cash balance as shown by records \$ -

RECONCILIATION WITH BANK STATEMENT

Balance as given on bank statement, end of month	\$ 2,808,350.25
Less total of outstanding checks	\$ 5,001,533.03
Net balance in bank (Should agree with Cash Balance above unless there are undeposited funds in treasurer's hands)	\$ (2,193,182.78)
Amount of receipts undeposited and adjustments (add)	\$ 2,193,182.78
Total available balance (Must agree with Cash Balance above if there is a true reconciliation)	\$ -

Received by the Board of Education and entered as part of the minutes of the Board meeting held

This is to certify that the above Cash Balance is in agreement with my bank statement, as reconciled.


TREASURER OF THE SCHOOL DISTRICT

TREASURER'S MONTHLY REPORTFor the period of
March 1, 2024 to March 31, 2024

Total available balance as reported at the end of the preceding period \$ 2,952,433.14

RECEIPTS DURING THE MONTH

Wires: Payroll Clearing	03/14/24	\$ 2,800,805.41		
Payroll Clearing	03/27/24	3,081,280.94	\$ 5,882,086.35	
Total Receipts:				\$ 5,882,086.35

DISBURSEMENTS MADE DURING THE MONTH

Less: Payroll Disbursement	03/01/24	\$ 2,950,325.53		
Payroll Disbursement	03/15/24	\$ 2,800,805.41		
Refund Overpayment	03/29/24	\$ 3,081,842.33	\$ 8,832,973.27	
Total Disbursements:				\$ 8,832,973.27

Cash balance as shown by records \$ 1,546.22**RECONCILIATION WITH BANK STATEMENT**

Balance as given on bank statement, end of month \$ 27,883.49

Less total of outstanding checks \$ 26,337.27


Net balance in bank \$ 1,546.22

(Should agree with Cash Balance above unless there are undeposited
funds in treasurer's hands)

Amount of receipts undeposited and adjustments (add) \$ -

Total available balance \$ 1,546.22

(Must agree with Cash Balance above if there is a true reconciliation)

Received by the Board of Education and entered as part of the
minutes of the Board meeting heldThis is to certify that the above Cash Balance is in
agreement with my bank statement, as reconciled.


TREASURER OF THE SCHOOL DISTRICT

TREASURER'S MONTHLY REPORT
INVESTMENTS FOR THE MONTH OF MARCH 31, 2024
OUTSTANDING INVESTMENTS AS OF MARCH 31, 2024

MONEY MARKET ACCOUNTS

ACCOUNT OPENED	INVESTMENT BANK	COLLATERAL BANK	BEGINNING INVESTMENT BALANCE	ADDITIONS	WITHDRAWALS	INVESTMENT BALANCE AT END OF MONTH	INTEREST RATE @ END OF PERIOD	INTEREST EARNED	INVESTMENT DAYS IN PERIOD
GENERAL FUND									
June-04	CAPITAL ONE BANK	BANK OF NY	\$ 4,389,851.94	\$ 2,094,646.74	\$ 4,600,000.00	\$ 1,884,498.68	2.55%	\$ -	31
October-18	FLUSHING BANK	LOC	\$ 15,132,657.06	\$ 49,446.64	\$ 6,000,000.00	\$ 9,182,103.70	5.13%	\$ 49,446.64	31
June-18	WEBSTER BANK	BANK OF NY	\$ 18,136,591.01	\$ 79,112.16	\$ -	\$ 18,215,703.17	5.27%	\$ 79,112.16	31
January-08	JP MORGAN CHASE	JP MORGAN CHASE	\$ 101,043.97	\$ 150.17	\$ -	\$ 101,194.14	1.75%	\$ 150.17	31
October-23	HANOVER BANK	LOC	\$ 15,205,876.22	\$ 60,522.90	\$ -	\$ 15,266,399.12	5.13%	\$ 60,522.90	31
		Sub-Total	\$ 52,966,020.20	\$ 2,283,878.61	\$ 10,600,000.00	\$ 44,649,898.81			
CAPITAL FUND									
November-05	CAPITAL ONE BANK	BANK OF NY	\$ 77,662.99	\$ -	\$ -	\$ 77,662.99	2.55%	\$ -	31
October-18	FLUSHING BANK	LOC	\$ 14,569,733.33	\$ 61,829.03	\$ -	\$ 14,631,562.36	5.13%	\$ 61,829.03	31
July-18	WEBSTER BANK	BANK OF NY	\$ 1,113,582.68	\$ 4,857.47	\$ -	\$ 1,118,440.15	5.27%	\$ 4,857.47	31
January-08	JP MORGAN CHASE	JP MORGAN CHASE	\$ -	\$ -	\$ -	\$ -	1.75%	\$ -	31
		Sub-Total	\$ 15,760,979.00	\$ 66,686.50	\$ -	\$ 15,827,665.50			
Total Money Market Accounts			<u>\$ 68,726,999.20</u>	<u>\$ 2,350,565.11</u>	<u>\$ 10,600,000.00</u>	<u>\$ 60,477,564.31</u>			
Total Investments			<u>\$ 68,726,999.20</u>	<u>\$ 2,350,565.11</u>	<u>\$ 10,600,000.00</u>	<u>\$ 60,477,564.31</u>			

Virginia Newell, Treasurer



CLAIMS AUDITOR LETTER



Patchogue-Medford School District

BOARD OF EDUCATION

Marc A. Negrin, President
Diana Andrade, Vice President
Thomas P. Donofrio
Kelli Anne Jennings
Jennifer A. Krieger
Francis J. Salazar
Bernadette M. Smith

Dennis M. Logan, District Clerk

Donna Jones, Ed.D.
Superintendent of Schools
Administrative Center
241 South Ocean Avenue
Patchogue, New York 11772

(631) 687-6380

(631) 687-6389

May 3, 2024

Members of the Board of Education
Patchogue-Medford School District
c/o Donna Jones, Ed.D.
Superintendent of Schools
241 South Ocean Avenue
Patchogue, NY 11772

Dear Members of the Board of Education:

Pursuant to our responsibilities as Internal Claim Auditors for the District, be advised that we have examined in detail all of the bills and claims made against the school district through March 31, 2024.

The findings of our review are that all items are in order and we have authorized the payment of approved bills or claims.

Very truly yours,

Adriane Brower
Claims Auditor

Nancy Hoogsteden
Claims Auditor (Alternate)

CLAIMS AUDITOR REPORTS

INTERNAL CLAIMS AUDITOR MONTHLY REPORT

Payroll Schedule - March 2024

Adriane Broner
Claims Auditor

I have audited the claims from each payroll during the month of March as noted below:

	<---Week ending 3/01--->		<---Week ending 3/15--->		<---Week ending 3/28--->		<-----Monthly Totals----->	
	Number of Claims	Amount	Number of Claims	Amount	Number of Claims	Amount	Number of Claims	Amount
INSTRUCTION								
Professional Development, Mentors & Buddies			3	\$ 451.00	5	\$ 738.00	8	\$ 1,189.00
Lunchroom Duties	219	\$ 48,600.25	193	\$ 23,972.05	218	\$ 48,644.49	630	\$ 121,216.79
Classroom Supervision Duties by Teachers	149	\$ 17,040.81	119	\$ 7,250.82	113	\$ 7,603.98	381	\$ 31,895.61
Classroom Supervision Duties by TA's	4	\$ 280.78	2	\$ 28.00	4	\$ 198.91	10	\$ 507.69
Homebound Tutoring	37	\$ 15,094.50	65	\$ 36,467.50	52	\$ 22,112.50	154	\$ 73,674.50
Planning & Collaboration - CRRSA ESSER 2							0	\$ -
Budget Substitute Teachers	128	\$ 62,097.50	83	\$ 26,394.50	126	\$ 59,745.50	337	\$ 148,237.50
Grant Substitute Teachers	20	\$ 5,632.50	79	\$ 17,272.50	24	\$ 10,020.00	123	\$ 32,925.00
IEP Writing/ICT Coaching							0	\$ -
Permanent Substitute Teachers*	45	\$ 52,850.00	45	\$ 39,050.00	45	\$ 62,300.00	135	\$ 154,200.00
Substitute Teacher Assistant	1	\$ 165.00	1	\$ 110.00	2	\$ 935.00	4	\$ 1,210.00
SCEP Building Substitute/Title I Improvements			2	\$ 107.50			2	\$ 107.50
TA Toileting Responsibilities							0	\$ -
Curriculum Writing							0	\$ -
Alternative High School/Extended Day/ENL Academy - ARP ESSER	49	\$ 19,323.81	83	\$ 34,165.89	67	\$ 47,990.63	199	\$ 101,480.33
PASS Program							0	\$ -
Extra Period	9	\$ 7,107.30	13	\$ 7,641.61	19	\$ 13,875.93	41	\$ 28,624.84
Parent/Student Meeting, BIN Night - Title III	25	\$ 3,569.00	4	\$ 322.50			29	\$ 3,891.50
Kindergarten Dial Screening							0	\$ -
Empowering Minds/STEM Club/AM Supervision - Title IV	2	\$ 215.00	1	\$ 43.00			3	\$ 258.00
Common Planning & Dual Certification	17	\$ 2,819.00	15	\$ 1,814.00	15	\$ 1,874.00	47	\$ 6,507.00
Crisis Prevention							0	\$ -
SEAL of Biliteracy & Civic Readiness - Title IV			1	\$ 215.00	13	\$ 3,063.75	14	\$ 3,278.75
Universal Pre-K							0	\$ -
EXTRA CURRICULAR								
Regular Chaperones	17	\$ 2,117.75	8	\$ 1,128.75	12	\$ 1,096.50	37	\$ 4,343.00
Intramural Activities Chaperones	1	\$ 430.00	4	\$ 1,050.00	2	\$ 504.00	7	\$ 1,984.00
Athletic Chaperones	24	\$ 3,999.00	16	\$ 5,353.80	21	\$ 2,816.50	61	\$ 12,169.30
Unified Golf & Bowling Chaperones	1	\$ 172.00	8	\$ 1,881.25	6	\$ 1,279.25	15	\$ 3,332.50
Score Keeper & Timers	3	\$ 920.00	12	\$ 5,520.00	5	\$ 1,035.00	20	\$ 7,475.00
Coaching	3	\$ 12,262.25	9	\$ 31,099.63	27	\$ 98,137.50	39	\$ 141,499.38
Coaching - Post Season	5	\$ 3,489.00	3	\$ 2,173.00	3	\$ 2,475.00	11	\$ 8,137.00
Music & Art	9	\$ 13,590.48	7	\$ 6,994.18	13	\$ 23,457.00	29	\$ 44,041.66
Clubs	1	\$ 430.00	34	\$ 20,090.00	21	\$ 12,811.25	56	\$ 33,331.25
Regents/AP/PSAT/SAT Proctor & Grading			9	\$ 774.00			9	\$ 774.00
Bilingual Night							0	\$ -

		<---Week ending 3/01--->		<---Week ending 3/15--->		<---Week ending 3/28--->		<-----Monthly Totals----->	
		Number of Claims	Amount	Number of Claims	Amount	Number of Claims	Amount	Number of Claims	Amount
HEALTH SERVICES									
	Nurses Retirements (Sick and/or Vacation Time)							0	\$ -
	Nurses Uniforms							0	\$ -
	Part-time Nurses	2	\$ 3,355.36	2	\$ 1,723.99	2	\$ 3,325.88	6	\$ 8,405.23
	Sub, Sports, Extracurricular Nurses	7	\$ 3,539.02	3	\$ 1,037.91	8	\$ 3,012.75	18	\$ 7,589.68
	Health Aides	15	\$ 17,213.14	14	\$ 10,002.60	15	\$ 17,472.99	44	\$ 44,688.73
	Health Aides Covid Pay					1	\$ 420.84	1	\$ 420.84
INSTRUCTIONAL AIDES									
	Kindergarten Aides	25	\$ 15,401.64	25	\$ 7,819.41	25	\$ 15,618.77	75	\$ 38,839.82
	Kindergarten Aides Covid Pay	1	\$ 120.72					1	\$ 120.72
	ESL Aides	2	\$ 1,169.10	2	\$ 584.55	2	\$ 1,113.30	6	\$ 2,866.95
	Science Aides	6	\$ 8,366.79	6	\$ 4,403.73	6	\$ 8,525.75	18	\$ 21,296.27
	Special Education Aides	70	\$ 50,956.95	77	\$ 26,150.75	68	\$ 48,324.54	215	\$ 125,432.24
	Special Education Aides Covid Pay	1	\$ 292.18					1	\$ 292.18
	Attendance Aides	5	\$ 3,808.35	5	\$ 1,915.80	4	\$ 3,292.20	14	\$ 9,016.35
	Computer Aides *grant funded	10	\$ 16,804.29	11	\$ 13,883.88	11	\$ 20,029.27	32	\$ 50,717.44
	Library Aides	11	\$ 7,745.45	11	\$ 4,149.25	11	\$ 7,921.64	33	\$ 19,816.34
	Library Aides Covid Pay	1	\$ 120.72					1	\$ 120.72
SUBSTITUTE AIDES									
	Clerical Aides	9	\$ 3,396.00	7	\$ 2,096.00	8	\$ 3,548.00	24	\$ 9,040.00
	Kindergarten Aides			1	\$ 96.00			1	\$ 96.00
	Special Education Aides	7	\$ 1,720.00	5	\$ 648.00	7	\$ 2,304.00	19	\$ 4,672.00
	Attendance Aides							0	\$ -
	Health Aides	2	\$ 144.00			1	\$ 288.00	3	\$ 432.00
	Computer Aides							0	\$ -
	Library Aides							0	\$ -
CSEA									
	Salary Adjustments							0	\$ -
	CSEA Resignation (Payouts for Vacation Days)							0	\$ -
	CSEA Retro Payments to Hourly Employees							0	\$ -
	CSEA Retirements (Sick and/or Vacation Time)							0	\$ -
PLANT & FACILITIES									
	Custodial Night Differential	40	\$ 4,905.55	40	\$ 4,354.58	40	\$ 5,378.91	120	\$ 14,639.04
	Custodial Night Differential OT	12	\$ 158.19	7	\$ 103.39	14	\$ 173.37	33	\$ 434.95
	Custodial Overtime	44	\$ 15,658.22	37	\$ 8,696.62	29	\$ 8,953.09	110	\$ 33,307.93
	Custodial Acting Job Differential	7	\$ 705.18	5	\$ 660.44	10	\$ 614.10	22	\$ 1,979.72
	Custodial Acting Job Differential OT							0	\$ -
	Part Time Custodians	34	\$ 19,237.50	34	\$ 9,595.50	34	\$ 18,995.70	102	\$ 47,828.70
	Substitute Custodians	19	\$ 5,784.00	19	\$ 3,304.00	19	\$ 6,880.00	57	\$ 15,968.00
	Maintenance Workers Night Differential	6	\$ 356.79	7	\$ 324.98	6	\$ 333.62	19	\$ 1,015.39
	Maintenance Workers Night Differential OT							0	\$ -
	Maintenance Workers Overtime	16	\$ 5,319.49	6	\$ 3,412.95	9	\$ 3,820.04	31	\$ 12,552.48
	Maintenance Acting Job Differential							0	\$ -
	Maintenance Acting Job Differential OT							0	\$ -

		<---Week ending 3/01--->		<---Week ending 3/15--->		<---Week ending 3/28--->		<-----Monthly Totals----->	
		Number of Claims	Amount	Number of Claims	Amount	Number of Claims	Amount	Number of Claims	Amount
FOOD SERVICE									
	Full Time Food Service Workers	10	\$ 16,542.12	11	\$ 10,148.14	11	\$ 18,431.09	32	\$ 45,121.35
	Food Service Overtime	2	\$ 561.50			2	\$ 79.70	4	\$ 641.20
	Food Service Acting Diff	5	\$ 790.50	4	\$ 562.50	5	\$ 1,054.50	14	\$ 2,407.50
	Part Time Food Service Workers	53	\$ 35,075.66	49	\$ 17,601.93	49	\$ 33,952.78	151	\$ 86,630.37
	Part Time Food Service Workers Covid Pay							0	\$ -
	Substitute Food Service	2	\$ 609.11	5	\$ 539.57	9	\$ 1,444.35	16	\$ 2,593.03
	Lunchroom Aides	9	\$ 4,375.97	9	\$ 2,045.63	9	\$ 4,286.48	27	\$ 10,708.08
	Lunchroom Aides Covid Pay			1	\$ 146.43			1	\$ 146.43
	Substitute Lunchroom Aides							0	\$ -
TRANSPORTATION									
	Bus Drivers	4	\$ 6,178.55	4	\$ 3,954.76	4	\$ 7,054.04	12	\$ 17,187.35
	Bus Drivers Overtime	5	\$ 1,950.20	4	\$ 1,612.17	4	\$ 1,996.28	13	\$ 5,558.65
	Sub Bus Driver					1	\$ 306.38	1	\$ 306.38
	Bus Aides	30	\$ 20,320.72	31	\$ 10,685.96	32	\$ 21,064.12	93	\$ 52,070.80
	Bus Aides Covid Pay							0	\$ -
	Substitute Bus Aides	1	\$ 332.00			1	\$ 208.00	2	\$ 540.00
SECURITY									
	Security Guards Normal Duty	93	\$ 88,666.02	89	\$ 79,716.63	90	\$ 98,195.88	272	\$ 266,578.53
	Security Guards OT	13	\$ 1,910.84	5	\$ 427.32	19	\$ 3,910.33	37	\$ 6,248.49
	Security Guards Covid Pay			1	\$ 1,032.00			1	\$ 1,032.00
	Before and After School Childcare Security	12	\$ 3,999.00	11	\$ 2,128.50	16	\$ 4,515.00	39	\$ 10,642.50
	Before and After School Childcare Security OT	1	\$ 96.75	2	\$ 177.38			3	\$ 274.13
	Adult Education Security	1	\$ 258.00	1	\$ 172.00	1	\$ 344.00	3	\$ 774.00
	Alternative High School Security							0	\$ -
	Sporting Events Security	12	\$ 1,225.50	7	\$ 1,042.75	7	\$ 1,193.25	26	\$ 3,461.50
	Sporting Events Security OT	7	\$ 1,652.82	3	\$ 483.75			10	\$ 2,136.57
	Community Schools Security	2	\$ 1,763.00	2	\$ 1,644.75	2	\$ 2,053.25	6	\$ 5,461.00
	Greeters	25	\$ 16,134.51	25	\$ 8,512.12	25	\$ 15,482.57	75	\$ 40,129.20
	Greeters Covid Pay	1	\$ 130.16			1	\$ 289.10	2	\$ 419.26
	Substitute Greeters	1	\$ 120.00					1	\$ 120.00
MISCELLANEOUS									
	Adult Education	1	\$ 1,275.00	1	\$ 765.00	1	\$ 1,530.00	3	\$ 3,570.00
	Before and After School Childcare	55	\$ 28,895.69	42	\$ 16,040.44	39	\$ 30,305.38	136	\$ 75,241.51
	Before and After School Childcare Covid Pay							0	\$ -
	Election Inspectors							0	\$ -
	Other Overtime Claims	6	\$ 2,412.66	4	\$ 656.54	11	\$ 2,417.55	21	\$ 5,486.75
	Driver's Education							0	\$ -
	Interim Employees							0	\$ -
	Lavatory Aides	28	\$ 15,087.13	27	\$ 8,367.17	28	\$ 17,037.13	83	\$ 40,491.43
	Lavatory Aides Covid Pay	1	\$ 284.73					1	\$ 284.73
	Miscellaneous Claims	2	\$ 712.71	3	\$ 987.69	5	\$ 2,466.96	10	\$ 4,167.36
TOTAL CLAIMS		1458	\$ 656,995.41	1439	\$ 506,735.94	1470	\$ 810,379.57	4367	\$ 1,974,110.92

*totals for permanent substitutes are comprised from those paid through the budget as well as through federal grants

OFFICE OF BUSINESS ADMINISTRATION
INTERNAL CLAIMS AUDITOR MONTHLY REPORT

Payroll Adjustments and Summaries – March 2024

Manual Checks & Non-cash Sick Pay:

Payroll Week Ending	Reference Number Sequence	Number of Claims	Gross Pay	FICA Withholding - Employer Share	Medicare Withholding - Employer Share
03/01/24					
03/15/24					
03/28/24	5182-5187	6	\$ 1,740.00	\$ 107.88	\$ 25.23
TOTALS		6	\$ 1,740.00	\$ 107.88	\$ 25.23

Voided Checks:

Payroll Week Ending	Check Number(s)	Number of Claims	Gross Pay	Net Pay	Reason(s)
03/01/24	974351, 974480, 976963	3	\$ 5,034.99	\$ 3,447.42	lost, destroyed, overpaid
03/15/24	977950	1	\$ 4,855.49	\$ 3,248.48	closed bank account
03/28/24	979862, 981481	2	\$ 1,919.93	\$ 1,671.40	make live check, incorrect garnishments
TOTALS		6	\$ 11,810.41	\$ 8,367.30	

Payroll Summaries:

Payroll Week Ending	Number of Checks	Check Sequence	Gross Payment
03/01/24	1,725	976454-978175	\$ 4,615,299.85
03/15/24	1,687	978176-979861	\$ 4,424,715.87
03/28/24	1,726	979862-981579	\$ 4,776,206.18

I have verified the accuracy of the payroll adjustments required to record disability taxes from each payroll during the month of March as noted above. I have also reviewed and accounted for all checks that were voided during the month. All check sequences for payroll transactions have been properly reconciled.


Claims Auditor

**OFFICE OF BUSINESS ADMINISTRATION
INTERNAL CLAIMS AUDITOR MONTHLY REPORT**

Substitute Teachers, Paid from the Budget – March 2024

I have tallied the claims from each payroll during the month of March as noted below:


Claims Auditor

		<---Week ending 3/01--->		<---Week ending 3/15--->		<---Week ending 3/29--->		<-----Monthly Totals----->	
		Number of Claims	Number of Sub Days	Number of Claims	Number of Sub Days	Number of Claims	Number of Sub Days	Number of Claims	Number of Sub Days
ELEMENTARY SCHOOL BUILDINGS									
	Barton	7	22.0	7.0	10.0	7	17.5	21	49.5
	Bay	8	19.0	5.0	7.5	6	16.0	19	42.5
	Canaan	7	29.5	9.0	21.5	6	25.0	22	76.0
	Eagle	12	41.0	8.0	11.5	7	18.5	27	71.0
	Medford	11	41.5	6.0	15.5	7	33.5	24	90.5
	River	9	14.0	4.0	5.5	16	21.5	29	41.0
	Tremont	13	44.5	8.0	15.5	6	32.0	27	92.0
MIDDLE SCHOOL BUILDINGS									
	Oregon	15	40.5	7.0	7.5	15	26.0	37	74.0
	Saxton	12	33.0	7.0	17.0	15	54.0	34	104.0
	South Ocean	13	27.0	4.0	9.5	14	32.5	31	69.0
HIGH SCHOOL BUILDING									
	Patchogue-Medford H.S.	21	95.0	18.0	44.5	27	97.0	66	236.5
TOTAL CLAIMS		128	407.0	83	165.5	126	373.5	337	946.0

**OFFICE OF BUSINESS ADMINISTRATION
INTERNAL CLAIMS AUDITOR MONTHLY REPORT**

Substitute Teachers, Paid from Grants – March 2024

I have tallied the claims from each payroll during the month of March as noted below:

Adriane Brower

Claims Auditor

		<---Week ending 3/01--->		<---Week ending 3/15--->		<---Week ending 3/29--->		<-----Monthly Totals----->	
		Number of Claims	Number of Sub Days	Number of Claims	Number of Sub Days	Number of Claims	Number of Sub Days	Number of Claims	Number of Sub Days
ELEMENTARY SCHOOL BUILDINGS									
	Barton	2	4.5	15.0	18.0	1	7.0	18	29.5
	Bay			3.0	5.5	2	9.0	5	14.5
	Canaan			10.0	8.5			10	8.5
	Eagle	2	9.0	9.0	13.0	2	9.0	13	31.0
	Medford	1	2.5	6.0	10.5	1	6.5	8	19.5
	River	2	6.0	9.0	13.5	1	8.0	12	27.5
	Tremont	1	1.0	4.0	6.5	1	1.0	6	8.5
MIDDLE SCHOOL BUILDINGS								0	
	Oregon	1	1.0	2.0	6.0	3	3.5	6	10.5
	Saxton	1	1.0	5.0	5.0	3	3.0	9	9.0
	South Ocean	2	3.0	6.0	7.5	3	3.0	11	13.5
HIGH SCHOOL BUILDING									
	Patchogue-Medford H.S.	8	9.0	10.0	22.5	7	17.0	25	48.5
TOTAL CLAIMS		20	37.0	79	116.5	24	67.0	123	220.5

**OFFICE OF BUSINESS ADMINISTRATION
INTERNAL CLAIMS AUDITOR MONTHLY REPORT**

Custodial Overtime – March 2024

I have tallied the claims from each payroll during the month of March noted below:


Claims Auditor

		<---Week ending 3/01--->		<---Week ending 3/15--->		<---Week ending 3/28--->		<-----Monthly Totals----->	
		Number of Claims	Amount	Number of Claims	Amount	Number of Claims	Amount	Number of Claims	Amount
ELEMENTARY SCHOOL BUILDINGS									
	Barton	3	\$ 601.72	3	\$ 444.20			3	\$ 601.72
	Bay	2	\$ 556.31	3	\$ 261.51			2	\$ 556.31
	Canaan	3	\$ 1,351.02	3	\$ 843.47	3	\$ 1,192.82	6	\$ 2,543.84
	Eagle	4	\$ 1,678.20	2	\$ 539.21	3	\$ 777.54	7	\$ 2,455.74
	Medford	3	\$ 815.56	2	\$ 326.02	1	\$ 56.29	4	\$ 871.85
	River	2	\$ 906.03	2	\$ 698.63	2	\$ 1,391.72	4	\$ 2,297.75
	Tremont	3	\$ 1,618.67	2	\$ 594.95	2	\$ 266.66	5	\$ 1,885.33
MIDDLE SCHOOL BUILDINGS									
	Oregon	3	\$ 827.23	3	\$ 668.62	3	\$ 809.91	6	\$ 1,637.14
	Saxton	5	\$ 950.41	6	\$ 788.11	3	\$ 675.69	8	\$ 1,626.10
	South Ocean	4	\$ 1,188.93	3	\$ 688.41	4	\$ 1,070.54	8	\$ 2,259.47
HIGH SCHOOL BUILDING									
	Patchogue-Medford H.S.	12	\$ 5,164.14	8	\$ 2,843.49	8	\$ 2,711.92	20	\$ 7,876.06
PLANT AND FACILITIES									
	Maintenance Workers	8	\$ 3,242.50	6	\$ 3,412.95	5	\$ 1,388.67	13	\$ 4,631.17
	Truck Drivers	4	\$ 896.52			1	\$ 394.03	5	\$ 1,290.55
	Groundskeepers	4	\$ 1,180.47			3	\$ 2,037.34	7	\$ 3,217.81
TOTAL CLAIMS		60	\$ 20,977.71	43	\$ 12,109.57	38	\$ 12,773.13	98	\$ 33,750.84

INTERNAL CLAIMS AUDITOR MONTHLY REPORT

Cash Disbursements - March 2024

Fund	Warrant Number	Warrant Date	Number of Claims	Warrant Amount	Check Sequence	Number of Discrepancies	Description of Discrepancies	Discrepancies Amount	Check Number(s)
A	91	3/5/2024	189	\$ 1,009,128.18	253154-253341	2	confirming PO's	\$ 14,194.00	253200, 253207
C	33	3/5/2024	22	\$ 72,105.81	253342-253363	0	none	\$ -	
F	31	3/5/2024	8	\$ 42,667.29	253364-253371	0	none	\$ -	
PC	92	3/5/2024	11	\$ 77,610.66	253372-253381	1	void: wrong account	\$ 2,041.20	253381
A	93	3/31/2024	459	\$ 459,570.50	253382-253840	2	void: overpayment, wrong vendor name	\$ 4,944.90	253462, 253742
A	97	3/12/2024	102	\$ 1,022,209.43	253841-253942	0	none	\$ -	
C	34	3/12/2024	14	\$ 22,803.16	253943-253956	0	none	\$ -	
F	32	3/12/2024	8	\$ 240,262.25	253957-253964	0	none	\$ -	
H	17	3/12/2024	1	\$ 10,125.80	253965	0	none	\$ -	
PC	98	3/14/2024	3	\$ 1,588.53	253966-253967	0	none	\$ -	
A	99	3/26/2024	131	\$ 1,634,448.58	253968-254095	0	none	\$ -	
C	35	3/26/2024	20	\$ 79,201.32	254096-254115	0	none	\$ -	
F	33	3/26/2024	5	\$ 267,605.27	254116-254120	0	none	\$ -	
H	18	3/26/2024	1	\$ 238,177.25	254121	0	none	\$ -	
PC	101	3/26/2024	3	\$ 14,516.03	254122-254124	0	none	\$ -	
PC	104	3/28/2024	10	\$ 86,838.53	254125-254134	0	none	\$ -	
A	102	3/27/2024	5	\$ 2,193,182.78	254135-254139	0	none	\$ -	
1110			992	\$ 7,472,041.37		5		\$ 21,180.10	

Voided Checks:

Fund	Check Date	Void Date	Check Number	Reason
A	02/27/24	03/05/24	253102	overcharged for student
PC	02/15/24	03/05/24	252955	incorrect amount
PC	03/06/24	03/14/24	253381	wrong account
A	09/05/23	03/26/24	245712	did not use petty cash
A	02/27/24	03/26/24	253113	should not have billed district
A	03/12/24	03/26/24	253922	overpayment

Summary:

Discrepancy Occurrence	0.50%
Void Occurrence	0.60%

Notes:

I have audited the cash disbursements from each warrant during the month of March as noted above. Pursuant to my duties as Claims Auditor, I have verified all expenditures to be legitimate and in accordance with Board Policy # 3434. I have reconciled all checks for the month and verified the check sequence to be accurate. All warrants have been accounted for and there are no gaps in the number sequence.


Claims Auditor

OFFICE OF BUSINESS ADMINISTRATION
INTERNAL CLAIMS AUDITOR MONTHLY REPORT

Worker's Compensation - March 2024

Warrant Date	Number of Claims	Amount	Check Sequence	Number of Discrepancies	Description of Discrepancies	Discrepancy Amount	Check Number(s)
3/6/2024	4	\$ 2,470.02	35332-35335	0	none	\$ -	
3/7/2024	4	\$ 4,311.14	35336-35339	0	none	\$ -	
3/13/2024	9	\$ 2,770.40	35340-35348	0	none	\$ -	
3/14/2024	1	\$ 4,684.43	35349	0	none	\$ -	
3/15/2024	1	\$ 651.58	35350	0	none	\$ -	
3/19/2024	2	\$ 850.00	35351-35352	0	none	\$ -	
3/20/2024	27	\$ 31,121.05	35353-35379	1	void: incorrect address	\$ 87.80	35368
3/21/2024	6	\$ 110,211.34	35380-35385	0	none	\$ -	
3/26/2024	3	\$ 10,977.07	35386-35388	0	none	\$ -	
3/27/2024	1	\$ 430.00	35389	0	none	\$ -	
3/28/2024	10	\$ 3,518.26	35390-35399	0	none	\$ -	
TOTALS	68	\$ 171,995.29		1		\$ 87.80	

Voided Checks:

Check Date	Voided Date	Check Number	Reason
02/23/24	3/8/2024	35308	returned to work

Summary:

Discrepancy Occurrence	1.47%
Void Occurrence	1.47%

I have audited the worker's compensation cash disbursements from each warrant during the month of March as noted above.

Adriane Brower
Claims Auditor

**OFFICE OF BUSINESS ADMINISTRATION
INTERNAL CLAIMS AUDITOR MONTHLY REPORTS**

Fund Transfer Audit - Wire Authorizations for the Month of March, 2024

I have audited the wire authorizations of fund transfers for the month of March as noted below:


Claims Auditor

Bank	Account	Number of Deposits	Deposit Total	Discrepancies	Number of Disbursements	Disbursements Total	Discrepancies
Capital One	Capital Fund				2	\$ 248,303.05	None
	Capital Investment						
	Debt Service Fund	1	\$ 120,200.00	None	1	\$ 235,500.00	None
	Debt Service Investment						
	Disbursement	11	\$ 5,026,199.03	None	1	\$ 3,740.00	None
	General Fund	6	\$ 10,711,298.60	None	21	\$ 14,837,665.05	None
	Money Market	1	\$ 50,000.00	None	2	\$ 4,600,000.00	None
	General / Child Care				1	\$ 50,000.00	None
	Payroll	2	\$ 5,882,086.35	None	3	\$ 8,762,175.19	None
	Food Service				4	\$ 145,370.69	None
	Special Aid	2	\$ 1,100,000.00	None	5	\$ 1,109,400.52	None
	Payroll Clearing	8	\$ 6,118,597.81	None	24	\$ 10,825,385.75	None
Chase	Capital Investment						
	General Investment						
	Workers Compensation	6	\$ 172,512.71	None			
	Clearing						
Webster/Sterling	Capital Investment						
	General Investment						
	Clearing						
Flushing Bank	Capital Investment						
	General Investment				1	\$6,000,000.00	None
Hanover	General Investment						
TOTALS		37	\$29,180,894.50		65	\$46,817,540.25	

Each wire transaction has been reconciled against the corresponding bank statements and verified to be accurate in accordance with Board Policy # 3471.

OFFICE OF BUSINESS ADMINISTRATION
PATCHOGUE-MEDFORD SCHOOLS
241 South Ocean Avenue
Patchogue, NY 11772-3787
(631) 687-6330

TO: Patchogue-Medford Board of Education
FROM: Adriane Brower, Internal Claims Auditor *A. Brower*
DATE: April 26, 2024
RE: nVision Audit Reports

I have reviewed the Payroll Change Analysis Report for the month of March 2024. All changes made by the Payroll Department are reasonable.

I have reviewed the Audit Analysis Report for the month of March 2024. All changes are reasonable.

I have reviewed the Login/Logout Audit Report for the randomly selected date of March 4, 2024. All users are authorized.

I will keep the Board and the Business Office informed of any unusual activity.

cc: F. Mazzie

**OFFICE OF BUSINESS ADMINISTRATION
PATCHOGUE-MEDFORD SCHOOLS
241 South Ocean Avenue
Patchogue, NY 11772-3787
(631) 687-6330**

TO: Patchogue-Medford Board of Education
FROM: Adriane Brower, Internal Claims Auditor *A. Brower*
DATE: April 30, 2024
RE: Firewall Activity Report

I have reviewed the monthly firewall activity report for the month of March 2024.

The individuals and/or companies that have accessed our network remotely have been compared against an authorized user list to ensure that each had the District's permission to do so, in accordance with Board policy # 4411.

In addition, I have reviewed the dates that each has accessed the network and determined that there was no evidence of any abnormal activity.

IT confirmed that staff and Digital Provisions were authorized to work weekends as they monitor the camera and door access systems.

I will keep the Board and the Business Office informed of any suspicious activity.

cc: F. Mazzie

CASH FLOW PROJECTION

PATCHOGUE-MEDFORD UNION FREE SCHOOL DISTRICT
Projected Cash Flow Report for the Year Ending June 30, 2024

Month	July	August	September	October	November	December	January	February	March	April	May	June	
Revenues													
Property Taxes	0.00	51,664.67	0.00	0.00	0.00	0.00	57,908,693.22	11,377,526.68	1,896,254.48	1,000,000.00	20,000,000.00	24,405,799.00	116,639,938.05
Library Taxes	0.00	4,157.48	0.00	0.00	0.00	0.00	4,531,671.10	890,353.53	148,392.26	100,000.00	1,500,000.00	1,835,770.00	9,010,344.37
STAR Aid	0.00	0.00	0.00	0.00	0.00	0.00	0.00	0.00	0.00	0.00	0.00	0.00	0.00
State Aid	520,220.08	2,153,767.26	11,740,819.86	1,478,193.75	1,883,744.68	7,812,851.28	11,088,090.16	711,683.48	6,732,071.13	6,000,000.00	15,000,000.00	14,632,541.00	79,753,982.68
Note Proceeds, TANS	0.00	0.00	46,278,300.00	0.00	0.00	0.00	0.00	0.00	0.00	0.00	0.00	0.00	46,278,300.00
Other Revenues	1,418,677.61	281,286.66	300,574.02	300,906.34	347,899.42	579,596.54	296,348.83	1,666,924.56	449,702.59	390,000.00	960,000.00	575,000.00	7,566,916.57
Total Revenues	\$1,938,897.69	\$2,490,876.07	\$58,319,693.88	\$1,779,100.09	\$2,231,644.10	\$8,392,447.82	\$73,824,803.31	\$14,646,488.25	\$9,226,420.46	\$7,490,000.00	\$37,460,000.00	\$41,449,110.00	259,249,481.67
Total Interfund Transfers and Investments	\$8,961,015.14	\$1,656,821.69	\$3,436,967.90	\$3,726,299.69	\$5,426,541.09	\$4,664,415.73	\$3,535,073.18	\$8,350,601.58	\$24,136,191.55	\$950,000.00	\$850,000.00	\$1,750,000.00	67,443,927.55
Total Revenues & Interfund Transfers	10,899,912.83	4,147,697.76	61,756,661.78	5,505,399.78	7,658,185.19	13,056,863.55	77,359,876.49	22,997,089.83	33,362,612.01	8,440,000.00	38,310,000.00	43,199,110.00	326,693,409.22
Disbursements													
Public Library	0.00	1,544,725.62	1,544,295.00	0.00	1,544,295.00	772,147.50	0.00	1,553,504.82	772,147.50	772,147.00	1,544,295.00	0.00	10,047,557.44
Wires to Debt Service Account	0.00	0.00	6,226,462.50	0.00	0.00	707,680.60	0.00	235,500.00	120,200.00	0.00	0.00	3,167,681.00	10,457,524.10
Wires for Interest Payment	0.00	0.00	0.00	0.00	0.00	0.00	0.00	0.00	0.00	0.00	0.00	0.00	0.00
Wires for TANS Payment	0.00	0.00	0.00	0.00	0.00	0.00	0.00	0.00	0.00	0.00	0.00	46,000,000.00	46,000,000.00
Operating Expenses	8,560,171.27	17,647,062.82	18,410,964.22	18,986,938.97	35,265,150.25	27,920,143.34	14,773,275.02	26,511,788.59	20,560,836.98	18,248,521.00	18,847,021.00	42,069,271.00	267,801,144.46
Total Disbursements	8,560,171.27	19,191,788.44	26,181,721.72	18,986,938.97	36,809,445.25	29,399,971.44	14,773,275.02	28,300,793.41	21,453,184.48	19,020,668.00	20,391,316.00	91,236,952.00	334,306,226.00
Total Disbursements & Interfund Transfers	8,560,171.27	19,191,788.44	26,181,721.72	18,986,938.97	36,809,445.25	29,399,971.44	14,773,275.02	28,300,793.41	21,453,184.48	19,020,668.00	20,391,316.00	91,236,952.00	334,306,226.00
Beginning Month Balance	37,917,586.17	40,257,327.73	25,213,237.05	60,788,177.11	47,306,637.92	18,155,377.86	1,812,269.97	64,398,871.44	59,095,167.86	71,004,595.39	60,423,927.39	78,342,611.39	
Total Revenues & Interfund Transfers	10,899,912.83	4,147,697.76	61,756,661.78	5,505,399.78	7,658,185.19	13,056,863.55	77,359,876.49	22,997,089.83	33,362,612.01	8,440,000.00	38,310,000.00	43,199,110.00	
Total Disbursements & Interfund Transfers	8,560,171.27	19,191,788.44	26,181,721.72	18,986,938.97	36,809,445.25	29,399,971.44	14,773,275.02	28,300,793.41	21,453,184.48	19,020,668.00	20,391,316.00	91,236,952.00	
Ending Month Balance	\$40,257,327.73	\$25,213,237.05	\$60,788,177.11	\$47,306,637.92	\$18,155,377.86	\$1,812,269.97	\$64,398,871.44	\$59,095,167.86	\$71,004,595.39	\$60,423,927.39	\$78,342,611.39	\$30,304,769.39	
Balances at End of Month													
General Operating Accounts	6,661,593.41	4,471,257.85	13,713,548.24	2,141,383.94	3,584,378.89	1,386,575.90	5,994,691.17	6,129,147.66	26,354,696.58	0.00	0.00	0.00	
General Investment Accounts	33,595,734.32	20,741,979.20	47,074,628.87	45,165,253.98	14,570,998.97	425,694.07	58,404,180.27	52,966,020.20	44,649,898.81	0.00	0.00	0.00	
Total End of Month Balances	\$40,257,327.73	\$25,213,237.05	\$60,788,177.11	\$47,306,637.92	\$18,155,377.86	\$1,812,269.97	\$64,398,871.44	\$59,095,167.86	\$71,004,595.39	\$0.00	\$0.00	\$0.00	

EXTRA CLASSROOM ACTIVITY FUND

PATCHOGUE - MEDFORD SCHOOLS
EXTRA CLASSROOM ACTIVITY FUND
CENTRAL TREASURER'S REPORT
March 31, 2024

Account	Beginning Balance 3/1/2024	Receipts	Subtotal Balance	Payments	Ending Balance 3/31/2024
101 Class of 2027	1,060.81	180.91	1,241.72	0.00	1,241.72
102 Class of 2025	3,906.42	25,900.00	29,806.42	5,939.80	23,866.62
103 Class of 2024	7,861.67	1,235.00	9,096.67	0.00	9,096.67
104 Class of 2017	1,037.18	0.00	1,037.18	0.00	1,037.18
105 Class of 2020	8,511.30	0.00	8,511.30	0.00	8,511.30
106 PMHS Store	5,570.17	0.00	5,570.17	0.00	5,570.17
108 General Interest	3,449.53	0.00	3,449.53	0.00	3,449.53
109 Class of 2023	2,411.27	0.00	2,411.27	0.00	2,411.27
110 Class of 2026	121.21	943.50	1,064.71	0.00	1,064.71
111 PMHS Student Rec	12,485.18	1,487.00	13,972.18	2,596.82	11,375.36
112 Photo Club	23.51	0.00	23.51	0.00	23.51
114 G.O. Executive	12,449.13	0.00	12,449.13	0.00	12,449.13
115 Virtual Enterprise	1,290.81	136.00	1,426.81	0.00	1,426.81
116 Anchor Club	139.99	0.00	139.99	0.00	139.99
117 PMHS Band	4,727.19	0.00	4,727.19	0.00	4,727.19
118 Tri Music	5,152.07	0.00	5,152.07	0.00	5,152.07
119 PMHS Chorus	3,530.55	0.00	3,530.55	0.00	3,530.55
120 DECA	339.26	0.00	339.26	0.00	339.26
121 FBLA	623.49	0.00	623.49	0.00	623.49
123 French Honor	685.36	216.00	901.36	0.00	901.36
124 Natl Honor Soc	563.29	0.00	563.29	0.00	563.29
125 Leo Club	0.96	0.00	0.96	0.00	0.96
126 Key Club	2,303.40	238.00	2,541.40	0.00	2,541.40
127 Natl Hist Honor	175.15	0.00	175.15	0.00	175.15
128 Natl Art Honors	946.08	0.00	946.08	0.00	946.08
130 Red & Black	605.17	350.00	955.17	535.49	419.68
132-GREEN THUMB GARDEN	2,000.00	0.00	2,000.00	0.00	2,000.00
133 PMHS Orchestra	167.31	0.00	167.31	0.00	167.31
134 Social Studies	1,766.48	0.00	1,766.48	0.00	1,766.48
136 Math Club	117.37	0.00	117.37	0.00	117.37
137 Var Cheerleaders	79.90	0.00	79.90	0.00	79.90
138 Spanish Honor	1,904.41	3,742.00	5,646.41	400.00	5,246.41
141 Bay Elem G.O.	20,987.51	0.00	20,987.51	0.00	20,987.51
143 Medford Elem	8,074.30	1,327.00	9,401.30	3,744.29	5,657.01
150 Interact	1,530.64	0.00	1,530.64	0.00	1,530.64
152 River GO	1,347.99	0.00	1,347.99	0.00	1,347.99
154 Tremont G.O.	4,688.40	0.00	4,688.40	0.00	4,688.40
162 Barton G.O.	8,944.80	264.00	9,208.80	451.83	8,756.97
175 Saxton Library	1,448.25	0.00	1,448.25	0.00	1,448.25
176 Sax NJHS	1,405.25	0.00	1,405.25	0.00	1,405.25
178 Sax SSGO	996.19	0.00	996.19	0.00	996.19

Account	Beginning Balance	Receipts	Subtotal Balance	Payments	Ending Balance
181 Sax Musical	7,573.96	2,841.00	10,414.96	1,267.73	9,147.23
183 Sax Yearbook	2,869.84	0.00	2,869.84	0.00	2,869.84
184 Sax Actors Inc	2,240.80	0.00	2,240.80	0.00	2,240.80
186 Oregon G.O.	110.26	0.00	110.26	0.00	110.26
187 Oreg Production	15,912.01	7,113.50	23,025.51	2,565.04	20,460.47
188 Oregon Bean	602.91	1,350.00	1,952.91	0.00	1,952.91
191 Oregon Yearbook	4,490.77	0.00	4,490.77	0.00	4,490.77
193 Oregon Band	1,612.58	0.00	1,612.58	89.92	1,522.66
199 Oregon 8th Grad	6,950.27	2,250.00	9,200.27	176.00	9,024.27
200 S.O. Student Cou	1,850.31	0.00	1,850.31	0.00	1,850.31
201 S.O. Yearbook	306.01	0.00	306.01	0.00	306.01
203 S.O. School Play	14,654.47	11,118.35	25,772.82	2,658.95	23,113.87
208 Eagle G.O.	10,222.35	0.00	10,222.35	0.00	10,222.35
212 Canaan 5th Gr	4,064.09	0.00	4,064.09	774.00	3,290.09
213 Canaan 4th Gr	849.29	0.00	849.29	0.00	849.29
214 Canaan 3rd Gr	1,964.12	0.00	1,964.12	0.00	1,964.12
215 Canaan 2nd Gr	110.62	0.00	110.62	0.00	110.62
216 Canaan 1st Gr	90.39	0.00	90.39	0.00	90.39
217 Oreg Natl Jr Hon	1,234.82	0.00	1,234.82	256.95	977.87
220 Ecology	627.85	0.00	627.85	0.00	627.85
221 S.O. Natl Jr Hon	1,682.30	0.00	1,682.30	0.00	1,682.30
222 S.O. 8th Grade	102.37	0.00	102.37	0.00	102.37
233 Oregon Stud Appr.	6,137.12	340.00	6,477.12	379.02	6,098.10
243 Canaan Kinderga	125.78	0.00	125.78	0.00	125.78
250 Canaan G.O.	4,422.63	0.00	4,422.63	0.00	4,422.63
280 PMHS English Hon	4,061.94	0.00	4,061.94	0.00	4,061.94
282 Record	38,814.57	0.00	38,814.57	0.00	38,814.57
294 HS Musical	38,991.11	2,287.58	41,278.69	2,658.17	38,620.52
298 Science Club	1,688.45	0.00	1,688.45	0.00	1,688.45
299 HS Dance Team	106.22	0.00	106.22	0.00	106.22
301 Italian Honor Soc	2,485.69	0.00	2,485.69	0.00	2,485.69
302 Corporate Raider	860.13	0.00	860.13	0.00	860.13
303 PMHS Robotics	20,373.21	0.00	20,373.21	0.00	20,373.21
304 Model U.N.	1,858.31	630.00	2,488.31	1,116.72	1,371.59
314 PMHS GSA	44.78	0.00	44.78	0.00	44.78
318 P.A.C.K.	704.43	0.00	704.43	200.00	504.43
322 SO Student Recog	13,485.24	10,800.00	24,285.24	9,290.46	14,994.78
329 Natl Business HS	471.48	176.00	647.48	0.00	647.48
330 Sax Stud Recog	9,803.02	665.00	10,468.02	1,887.50	8,580.52
338 Hispanic Heritage	376.10	372.25	748.35	180.31	568.04
339 AFJROTC	1,204.91	1,857.00	3,061.91	669.54	2,392.37
340 Oregon 7th Gr	4,533.81	2,490.00	7,023.81	1,905.00	5,118.81
341 Oregon 6th Gr	20,920.37	3,440.00	24,360.37	0.00	24,360.37
342 Red Cross	266.77	0.00	266.77	0.00	266.77
344 Intercambio	44.06	716.79	760.85	107.44	653.41
345 ACES	29,554.39	1,682.00	31,236.39	1,130.40	30,105.99
346 Virtual Enterprise					
Genesis	232.50	0.00	232.50	0.00	232.50
347 Fashion Design	1,066.01	0.00	1,066.01	0.00	1,066.01

Account	Beginning Balance	Receipts	Subtotal Balance	Payments	Ending Balance
348 CTE	180.48	0.00	180.48	0.00	180.48
349 Empowering Minds	312.80	0.00	312.80	0.00	312.80
350 Human Voices Club	0.00	0.00	0.00	0.00	0.00
351 Oregon Peer Med.	1,562.04	0.00	1,562.04	331.00	1,231.04
TOTAL	420,239.69	86,148.88	506,388.57	41,312.38	465,076.19

SCHOLARSHIP ACTIVITY FUND

PATCHOGUE - MEDFORD SCHOOLS

SCHOLARSHIP ACTIVITY FUND

CENTRAL TREASURER'S REPORT

March 31, 2024

Account	Balance 03/01/24	Receipts	Balance	Payments	Balance 03/31/24
103 Lions Lomicky	-	0.00	0.00	0.00	0.00
105 Roland West	729,671.85	19,884.22	749,556.07	0.00	749,556.07
106 General Scholar/PM					includes prior
Scholarship Interest	6,853.43	20.56	6,873.99	0.00	6,873.99
107 Raymond Fell	3,558.87	5.64	3,564.51	0.00	3,564.51
120 F Kweit	37,677.12	158.68	37,835.80	1,000.00	36,835.80
146 Vincent Romeo	6,106.01	9.68	6,115.69	0.00	6,115.69
147 Dr. J.J. Finnerty	4,040.69	6.41	4,047.10	0.00	4,047.10
156 I Bianchi	85,872.44	136.18	86,008.62	0.00	86,008.62
163 M. Campanile	11,563.80	18.34	11,582.14	0.00	11,582.14
165 Al Volkmann	13,338.61	21.15	13,359.76	0.00	13,359.76
170 Joseph Russo	9,531.80	15.12	9,546.92	0.00	9,546.92
172 Marjorie Roe	-	0.00	0.00	0.00	0.00
175 Cynthia Quinn	1,671.67	217.79	1,889.46	0.00	1,889.46
178 M. Weisman	220.53	0.35	220.88	0.00	220.88
182 Jeff Warshaw	585.85	0.93	586.78	0.00	586.78
183 Eugene Romeo	1,214.75	1.93	1,216.68	0.00	1,216.68
193 Jesse Semeraro	42,848.76	67.95	42,916.71	0.00	42,916.71
198 J Alarcon	-	0.00	0.00	0.00	0.00
200 Meghan Moffit	910.20	1.44	911.64	0.00	911.64
206 A. Fuccillo	42.11	0.07	42.18	0.00	42.18
210 Oregon Middle School	2.97	0.01	2.98	0.00	2.98
211 C,K,K MacDonald	830.08	1.32	831.40	0.00	831.40
215 Leroy Jefferson	2,643.55	4.19	2,647.74	0.00	2,647.74
216 Joseph Albertelli	144.07	0.23	144.30	0.00	144.30
217 Saxton Middle S	2,619.71	4.15	2,623.86	0.00	2,623.86
222 PMHS CI of 2007	2,786.15	4.42	2,790.57	0.00	2,790.57
223 Thomas C. Hamm	9,889.90	15.68	9,905.58	0.00	9,905.58
224 Sandy Albano	1.50	0.00	1.50	0.00	1.50
226 Domenika Barros	5,907.12	9.36	5,916.48	0.00	5,916.48
228 Kaitlyn Viola	1,178.21	401.87	1,580.08	0.00	1,580.08
230 Marcelo Lucero	10,803.18	17.13	10,820.31	0.00	10,820.31
233 Christopher J Peckham	520.99	0.83	521.82	0.00	521.82
234 Anne K. Swezey	18.26	0.03	18.29	0.00	18.29
239 Robin Garner	16.62	0.02	16.64	0.00	16.64
242 Minerva Villafane	61.14	0.09	61.23	0.00	61.23
243 PMHS Communi	1,524.90	2.42	1,527.32	0.00	1,527.32
244 Terry Leigh	554.42	0.88	555.30	0.00	555.30
246 Suff ASBO	532.91	0.84	533.75	0.00	533.75
248 Lt. M. Murphy	3,474.85	5.51	3,480.36	0.00	3,480.36
249 Daniel Mullins	1,267.69	2.01	1,269.70	0.00	1,269.70
250 Class of 2012	592.98	0.94	593.92	0.00	593.92
251 Donna Wayne	3,839.98	6.09	3,846.07	0.00	3,846.07
252 Class of 2013	1,565.02	2.48	1,567.50	0.00	1,567.50
254 Bruce Quatrale	519.70	0.82	520.52	0.00	520.52
256 J Tortorella	2,057.15	3.26	2,060.41	0.00	2,060.41
257 M LoSchiavo	12.72	0.02	12.74	0.00	12.74
258 Stick It to Cancer	165.95	500.78	666.73	0.00	666.73
260 SCSSA	-	250.00	250.00	0.00	250.00
261 Richard W. Quinn	10.39	0.01	10.40	0.00	10.40
262 CI '76 Brian Degner	107.41	0.18	107.59	0.00	107.59
263 James Dodge	167.26	0.26	167.52	0.00	167.52
264 Medford Multicare	-	0.00	0.00	0.00	0.00
265 Robert Defichy	-	0.00	0.00	0.00	0.00
266 Joshua Butzke	6,759.34	9.99	6,769.33	500.00	6,269.33
267 Sean P. Dixon	14,042.72	522.60	14,565.32	0.00	14,565.32
268 Dr. Frank Verdone	1,195.65	202.13	1,397.78	0.00	1,397.78
269 Munistat Svcs.	-	0.00	0.00	0.00	0.00
272 Corp Raider	1,464.29	2.32	1,466.61	0.00	1,466.61

Account	Balance 03/01/24	Receipts	Balance	Payments	Balance 03/31/24
273 John Papanek	500.00	0.00	500.00	0.00	500.00
274 Superintendent's	-	2,000.00	2,000.00	0.00	2,000.00
275 PHS CI '70 Mem	500.00	0.00	500.00	0.00	500.00
276 Dennis Wustenhoff	424.50	0.68	425.18	0.00	425.18
277 Jordan Brooks	1,048.45	1.66	1,050.11	0.00	1,050.11
278 Lorraine Meyer Corp	-	0.00	0.00	0.00	0.00
279 Jason Eric Feldman	-	0.00	0.00	0.00	0.00
280 Bob Birk Mem	928.37	1,183.20	2,111.57	0.00	2,111.57
281 Irene Bradley	1,521.66	2.42	1,524.08	0.00	1,524.08
282 PS I Love You-Charvat	64.73	200.16	264.89	0.00	264.89
283 Class of 2022	9,772.94	15.50	9,788.44	0.00	9,788.44
284 Sean, Riana, Shiway	3,036.69	4.82	3,041.51	0.00	3,041.51
285 Jeanine Campbell	3,040.04	4.82	3,044.86	0.00	3,044.86
TOTALS	1,053,824.65	25,952.57	1,079,777.22	1,500.00	1,078,277.22

GENERAL FUND FINANCIAL REPORTS

PATCHOGUE-MEDFORD UFSD

Trial Balance Report From 7/1/2023 - 3/31/2024



Account	Description	Debits	Credits
A 200	CASH	25,046,335.29	0.00
A 200.1	CASH - GENERAL/CHILD CARE	20,080.09	0.00
A 200.4	CASH - CHECKING - PAYROLL CLEARING ACCOUNT (T200)	784,793.65	0.00
A 201	CASH IN TIMED DEPOSITS	1,884,498.68	0.00
A 203	CASH IN TIME DEPOSITS-CHASE	101,194.14	0.00
A 205A	PAYROLL DISBURSEMENT ACCOUNT (T205A)	1,546.22	0.00
A 206	GENERAL FUND MM STERLING BANK	18,215,703.17	0.00
A 207	GENERAL FUND MM FLUSHING BANK (EMPIRE NB)	9,182,103.70	0.00
A 208	GENERAL FUND MM HANOVER BANK	15,266,399.12	0.00
A 210	PETTY CASH	1,700.00	0.00
A 380	ACCOUNTS RECEIVABLE	9,492.05	0.00
A 3911	DUE FROM SPECIAL AID	9,048,785.99	0.00
A 3915	DUE FROM CAPITAL FUND	319,513.84	0.00
A 3916	DUE FROM WORKERS COMP RESERVE	493,745.34	0.00
A 3917	DUE FROM DEBT SERVICE FUND	39.27	0.00
A 410	STATE & FEDERAL AID RECEIVABLE	1,005,329.00	0.00
A 440	DUE FROM OTHER GOVERNMENTS	239,499.16	0.00
A 510	ESTIMATED REVENUE	231,391,038.00	0.00
A 521	ENCUMBRANCES	82,598,278.52	0.00
A 522	EXPENDITURES	138,594,327.32	0.00
A 599	APPROPRIATED FUND BALANCE	215,921.88	0.00
A 600	ACCOUNTS PAYABLE	0.00	280,854.97
A 601	ACCRUED LIABILITIES	0.00	556.05
A 620	TANS PAYABLE	0.00	46,000,000.00
A 630	DUE TO PUBLIC LIBRARY	2,151,058.11	0.00
A 6302	DUE TO SCHOOL LUNCH FUND	0.00	1,747,468.94
A 631	DUE TO OTHER GOVERNMENTS	0.00	724,379.72
A 632	DUE TO TEACHERS RETIREMENT	0.00	797,245.86
A 637	DUE TO EMPLOYEES RETIREMENT SYSTEM	0.00	391,884.90
A 687	COMPENSATED ABSENCES	0.00	4,674.51
A 691	DEFERRED REVENUE	0.00	25,072.00
A 718.4	NYS ERS (T214)	0.00	594.19
A 720.1	TCHRS EMM (BTEMM, BTEMM2) (T217)	0.00	9,885.90
A 720.2	AFLAC (T2162)	0.00	22,728.40
A 720.3	LIFE (BLIFE) (T2173)	0.00	977.22
A 720.4	LEMA (BLEMA, BLEMA2) (T2174)	0.00	160.99
A 720.5	DENTAL-PROF (DV10/12,HPLXA/T,JJNA/T) (T2175)	0.00	79,594.26
A 720.6	HEALTH INS (BHLTHA/ C / T, BHIP) (T2176)	0.00	633,332.49
A 722	FEDERAL WITHHOLDING (w) (T220)	0.00	469.67
A 724.1	CSEA INS, DUESFT, DUESPT (T2401)	0.00	74.67
A 724.3	PMCT DUES (w), VOTE(June) , COPE(J (T2403)	0.00	49,453.94
A 815	UNEMPLOYMENT INSURANCE RESERVE	0.00	55,112.00
A 821	RESERVE FOR ENCUMBRANCES	0.00	82,598,278.52
A 827	RETIREMENT CONTRIBUTION RESERVE	0.00	5,731,536.17
A 828	RETIREMENT CONTRIBUTION RESERVE SUB FUND (TRS)	0.00	1,058,789.19
A 863	INSURANCE RESERVE	0.00	224,223.93

PATCHOGUE-MEDFORD UFSD

Trial Balance Report From 7/1/2023 - 3/31/2024



Account	Description	Debits	Credits
A 867	EMPLOYEE BENEFIT ACCRUED LIABILITY RES	0.00	9,731,030.76
A 878	CAPITAL RESERVE FUND	0.00	117,325.87
A 878.2022	CAPITAL RESERVE FUND (ESTABLISHED 5/17/2022 MAXIMUM \$25,000,000)	0.00	349,223.19
A 889	WORKERS COMPENSATION RESERVE	0.00	1,075,715.47
A 909	FUND BALANCE, UNRESERVED	0.00	4,887,572.47
A 960	APPROPRIATIONS	0.00	231,606,959.88
A 980	REVENUES	0.00	148,366,206.41
A Fund Totals:		536,571,382.54	536,571,382.54
Grand Totals:		536,571,382.54	536,571,382.54

PATCHOGUE-MEDFORD UFSD

Revenue Status Report By Function From 7/1/2023 To 3/31/2024



Account	Description	Budget	Adjustments	Revised Budget	Revenue Earned	Unearned Revenue
A 1001	REAL PROPERTY TAX	127,905,799.00	0.00	127,905,799.00	71,182,474.38	56,723,324.62
A 1081	PILOT- PAYMENT IN LIEU OF TAXES	731,148.00	0.00	731,148.00	127,135.31	604,012.69
A 1085	STAR AID- SCH TAX RELIEF REIMB	0.00	0.00	0.00	9,500,433.14	-9,500,433.14
A 1090	INT & PENALTIES ON REAL PROPERTY TAXES	5,000.00	0.00	5,000.00	55,822.15	-50,822.15
A 1315	CONTINUING EDUCATION TUITION	165,000.00	0.00	165,000.00	134,528.33	30,471.67
A 1335	OTHER STUDENT FEES / CHARGES	195,000.00	0.00	195,000.00	117,455.21	77,544.79
A 1488	CHILD CARE TUITION - SCHOOL YEAR	864,692.00	0.00	864,692.00	487,788.60	376,903.40
A 1488.CACF.P	CHILD CARE TUITION - SCHOOL YEAR - CACFP	30,000.00	0.00	30,000.00	15,671.32	14,328.68
A 1488.S	CHILD CARE TUITION - SUMMER PROGRAMS	265,000.00	0.00	265,000.00	191,390.12	73,609.88
A 1488.SCAC.FP	CHILD CARE TUITION - SUMMER PROGRAMS - CACFP	5,000.00	0.00	5,000.00	5,810.92	-810.92
A 2230	DAY TUITION OTHER DISTRICTS/FOSTER	150,000.00	0.00	150,000.00	253,562.01	-103,562.01
A 2280	HEALTH SERVICES - OTHER DISTRICTS	150,000.00	0.00	150,000.00	0.00	150,000.00
A 2389	OTHER SERVICES OTHER DIST/GOVMT	90,000.00	0.00	90,000.00	12,649.69	77,350.31
A 2401	INTEREST AND EARNINGS	700,000.00	0.00	700,000.00	1,491,813.96	-791,813.96
A 2410	RENTAL OF REAL PROPERTY/INDIVIDUALS	40,000.00	0.00	40,000.00	22,029.50	17,970.50
A 2413	RENTAL OF REAL PROPERTY/BOCES	45,272.00	0.00	45,272.00	36,171.24	9,100.76
A 2450	COMMISSIONS	17,000.00	0.00	17,000.00	1,218.87	15,781.13
A 2650	SALE OF SCRAP	0.00	0.00	0.00	695.00	-695.00
A 2670	SALE OF INSTRUCTIONAL SUPPLIES	0.00	0.00	0.00	21,913.58	-21,913.58
A 2680	INSURANCE RECOVERIES	0.00	0.00	0.00	38,596.82	-38,596.82
A 2683	SELF INSURANCE RECOVERIES	127,770.00	0.00	127,770.00	111,772.52	15,997.48
A 2690	OTHER COMPENSATION FOR LOSS	0.00	0.00	0.00	3,788.00	-3,788.00
A 2703	REFUND PRIOR YEAR EXPENDITURES	850,000.00	0.00	850,000.00	1,109,004.81	-259,004.81
A 2705	GIFTS AND DONATIONS/CULTURAL ARTS	50,000.00	0.00	50,000.00	4,393.60	45,606.40
A 2705.C	GIFTS AND DONATION - OTHER	0.00	0.00	0.00	430.00	-430.00
A 2710	PREMIUM ON OBLIGATIONS	0.00	0.00	0.00	278,300.00	-278,300.00
A 2770	OTHER UNCLASSIFIED REVENUES	550,000.00	0.00	550,000.00	229,298.25	320,701.75
A 2773	E-RATE	175,000.00	0.00	175,000.00	79,689.60	95,310.40
A 2801	INTERFUND REVENUE	50,000.00	0.00	50,000.00	0.00	50,000.00
A 3101	BASIC FORMULA STATE AID	90,242,205.00	0.00	90,242,205.00	37,753,148.63	52,489,056.37
A 3101.E	EXCESS COST STATE AID	3,886,601.00	0.00	3,886,601.00	8,760,663.90	-4,874,062.90
A 3102	LOTTERY STATE AID	0.00	0.00	0.00	14,837,982.53	-14,837,982.53
A 3103	BOCES AID	2,184,827.00	0.00	2,184,827.00	0.00	2,184,827.00

PATCHOGUE-MEDFORD UFSD

Revenue Status Report By Function From 7/1/2023 To 3/31/2024



Account	Description	Budget	Adjustments	Revised Budget	Revenue Earned	Unearned Revenue
A 3104	TUITION AND TRANSPORT/HANDICAPPED	150,000.00	0.00	150,000.00	154,433.00	-4,433.00
A 3260	TEXTBOOK AID	448,667.00	0.00	448,667.00	445,904.00	2,763.00
A 3262	COMPUTER SOFTWARE AID	113,774.00	0.00	113,774.00	114,493.00	-719.00
A 3262.H	COMPUTER HARDWARE AID	119,713.00	0.00	119,713.00	119,855.00	-142.00
A 3263	LIBRARY A/V LOAN PROGRAM AID	46,581.00	0.00	46,581.00	47,768.00	-1,187.00
A 3289.O	OTHER STATE AID	325,000.00	0.00	325,000.00	367,531.90	-42,531.90
A 4601	MEDICAID ASSISTANCE-(f)	500,000.00	0.00	500,000.00	250,589.52	249,410.48
A 5031	INTERFUND TRANSFERS	211,989.00	0.00	211,989.00	0.00	211,989.00
A Totals:		231,391,038.00	0.00	231,391,038.00	148,366,206.41	83,024,831.59
Grand Totals:		231,391,038.00	0.00	231,391,038.00	148,366,206.41	83,024,831.59

PATCHOGUE-MEDFORD UFSD



Appropriation Status Detail Report By Function From 7/1/2023 To 3/31/2024

Account	Description		Budget	Adjustments	Adj. Budget	Expensed	Encumbered	Available
A 1010.4500-90-000	SUPPLIES & MATERIALS		775.00	0.00	775.00	59.95	250.00	465.05
A 1010.4750-90-000	TRAVEL & CONFERENCE		13,800.00	4,900.00	18,700.00	13,840.42	3,586.23	1,273.35
1010	BOARD OF EDUCATION	*	14,575.00	4,900.00	19,475.00	13,900.37	3,836.23	1,738.40
A 1040.1600-90-000	SALARY		103,680.00	2,100.00	105,780.00	79,315.47	25,861.55	602.98
A 1040.4500-90-000	SUPPLIES & MATERIALS		925.00	-400.00	525.00	204.20	100.00	220.80
A 1040.4750-90-000	TRAVEL/CONF		1,850.00	400.00	2,250.00	2,158.49	0.00	91.51
1040	DISTRICT CLERK	*	106,455.00	2,100.00	108,555.00	81,678.16	25,961.55	915.29
A 1060.1630-90-000	ELECTION WORKERS		1,750.00	0.00	1,750.00	0.00	1,750.00	0.00
A 1060.4350-90-000	VOTING MACHINE RENTALS		3,100.00	1,050.00	4,150.00	0.00	0.00	4,150.00
A 1060.4490-90-000	ELECTION WORKERS		10,250.00	-1,675.00	8,575.00	0.00	0.00	8,575.00
A 1060.4500-90-000	SUPPLIES & MATERIALS		11,460.00	8,800.00	20,260.00	0.00	0.00	20,260.00
A 1060.4720-90-000	LEGAL ADVERTISEMENTS		5,800.00	0.00	5,800.00	0.00	1,271.85	4,528.15
A 1060.4900-90-000	BOCES SERVICES		16,016.00	-375.00	15,641.00	15,637.13	0.00	3.87
1060	DISTRICT MEETING	*	48,376.00	7,800.00	56,176.00	15,637.13	3,021.85	37,517.02
10		**	169,406.00	14,800.00	184,206.00	111,215.66	32,819.63	40,170.71
A 1240.1500-90-000	SUPT OF SCHOOLS		289,280.00	8,500.00	297,780.00	223,333.51	72,713.74	1,732.75
A 1240.1620-90-000	NON INSTRUCTIONAL SALARY		137,120.00	13,800.00	150,920.00	114,095.04	33,335.50	3,489.46
A 1240.2000-90-000	EQUIPMENT		2,320.00	0.00	2,320.00	0.00	0.00	2,320.00
A 1240.4000-90-000	CONTRACT SERVICES		5,000.00	0.00	5,000.00	631.26	118.62	4,250.12
A 1240.4500-90-000	SUPPLIES & MATERIALS		8,526.00	0.00	8,526.00	3,086.03	859.65	4,580.32
A 1240.4750-90-000	TRAVEL-CONFERENCE		5,000.00	0.00	5,000.00	2,931.77	100.00	1,968.23
A 1240.4790-90-000	CONTRACT SERVICES		5,000.00	0.00	5,000.00	0.00	0.00	5,000.00
A 1240.4900-90-000	BOCES SERVICES		5,000.00	0.00	5,000.00	0.00	0.00	5,000.00
1240	CHIEF SCHOOL ADMINISTRATOR	*	457,246.00	22,300.00	479,546.00	344,077.61	107,127.51	28,340.88
12		**	457,246.00	22,300.00	479,546.00	344,077.61	107,127.51	28,340.88
A 1310.1500-90-000	ASSIST SUPT FOR BUSINESS		157,717.00	31,300.00	189,017.00	141,749.99	46,096.24	1,170.77
A 1310.1610-90-000	ADMINISTRATIVE AIDE		104,940.00	11,200.00	116,140.00	87,066.14	26,137.33	2,936.53
A 1310.1620-90-000	NON INSTRUCTIONAL SALARY		800,294.00	15,000.00	815,294.00	616,575.33	212,571.12	-13,852.45
A 1310.1630-90-000	PART TIME CLERICAL		11,610.00	0.00	11,610.00	7,314.30	4,295.70	0.00
A 1310.2000-90-000	EQUIPMENT		5,000.00	0.00	5,000.00	0.00	0.00	5,000.00
A 1310.4140-90-000	TRAVEL IN DISTRICT		100.00	0.00	100.00	78.79	21.21	0.00
A 1310.4500-90-000	SUPPLIES & MATERIALS		9,710.00	0.00	9,710.00	4,233.78	254.77	5,221.45
A 1310.4720-90-000	LEGAL ADVERTISING		5,000.00	0.00	5,000.00	1,900.00	2,850.00	250.00

PATCHOGUE-MEDFORD UFSD



Appropriation Status Detail Report By Function From 7/1/2023 To 3/31/2024

Account	Description		Budget	Adjustments	Adj. Budget	Expensed	Encumbered	Available
A 1310.4750-90-000	TRAVEL/CONFERENCE		2,325.00	0.00	2,325.00	64.07	330.00	1,930.93
A 1310.4760-90-000	MEMBERSHIPS & SUBSCRIPT		889.00	0.00	889.00	635.00	0.00	254.00
A 1310.4790-90-000	CONTRACT SERVICES		63,378.00	5,500.00	68,878.00	36,165.82	27,071.43	5,640.75
A 1310.4920-90-000	BOCES SERVICES		26,331.00	-6,500.00	19,831.00	14,647.40	1,526.80	3,656.80
1310	BUSINESS ADMINISTRATION	*	1,187,294.00	56,500.00	1,243,794.00	910,430.62	321,154.60	12,208.78
A 1320.1600-90-000	CLAIMS AUDITOR		87,443.00	0.00	87,443.00	67,615.80	18,730.33	1,096.87
A 1320.4420-90-000	AUDITING SERVICES		73,700.00	0.00	73,700.00	26,132.50	47,067.50	500.00
1320	AUDITING	*	161,143.00	0.00	161,143.00	93,748.30	65,797.83	1,596.87
A 1325.1600-90-000	NON-INSTRUCTIONAL SALARIES		5,253.00	200.00	5,453.00	4,058.34	1,352.66	42.00
A 1325.4000-90-000	BOND & NOTE ISSUE EXPENSE		6,834.00	0.00	6,834.00	6,400.00	0.00	434.00
A 1325.4500-90-000	SUPPLIES		900.00	-60.00	840.00	238.00	0.00	602.00
A 1325.4501-90-000	BANK FEES		315.00	60.00	375.00	375.00	0.00	0.00
A 1325.4750-90-000	TRAVEL/CONFERENCE		250.00	0.00	250.00	0.00	0.00	250.00
1325	TREASURER	*	13,552.00	200.00	13,752.00	11,071.34	1,352.66	1,328.00
13		**	1,361,989.00	56,700.00	1,418,689.00	1,015,250.26	388,305.09	15,133.65
A 1420.4411-90-000	LABOR RETAINER		67,000.00	0.00	67,000.00	39,083.31	27,916.69	0.00
A 1420.4413-90-000	GENERAL COUNSEL RETAINER		65,500.00	0.00	65,500.00	38,208.31	27,291.69	0.00
A 1420.4414-90-000	ADDITIONAL LEGAL SERVICES		169,000.00	97,500.00	266,500.00	182,160.33	81,588.42	2,751.25
A 1420.4415-90-000	BOND COUNSEL		19,500.00	2,500.00	22,000.00	22,000.00	0.00	0.00
1420	LEGAL	*	321,000.00	100,000.00	421,000.00	281,451.95	136,796.80	2,751.25
A 1430.1500-90-000	ASSIST SUPT HUMAN RESOURC		215,662.00	11,900.00	227,562.00	170,622.86	53,989.61	2,949.53
A 1430.1620-90-000	NONINSTRUCTIONAL SALARY		229,834.00	8,000.00	237,834.00	177,951.45	63,935.06	-4,052.51
A 1430.1630-90-000	PART TIME CLERICAL		36,410.00	0.00	36,410.00	24,417.15	11,992.85	0.00
A 1430.4000-90-000	CONTRACT SERVICES		178,227.00	0.00	178,227.00	166,574.27	1,315.61	10,337.12
A 1430.4500-90-000	SUPPLIES & MATERIALS		7,429.00	543.20	7,972.20	5,820.35	178.23	1,973.62
A 1430.4720-90-000	ADVERTISING		15,050.00	0.00	15,050.00	0.00	0.00	15,050.00
A 1430.4750-90-000	TRAVEL/CONFERENCE		3,000.00	0.00	3,000.00	1,969.78	44.00	986.22
A 1430.4900-90-000	BOCES		66,611.00	0.00	66,611.00	39,465.00	25,350.00	1,796.00
A 1430.4903-90-000	BOCES EDUCATIONAL RECRUITMENT		10,000.00	200.00	10,200.00	3,480.00	6,720.00	0.00
1430	PERSONNEL	*	762,223.00	20,643.20	782,866.20	590,300.86	163,525.36	29,039.98
A 1480.4900-90-000	BOCES PUBLIC INFORMATION/SERVICES		57,420.00	12,650.00	70,070.00	35,915.00	21,505.00	12,650.00
1480	PUBLIC INFORMATION AND SERVICES	*	57,420.00	12,650.00	70,070.00	35,915.00	21,505.00	12,650.00
14		**	1,140,643.00	133,293.20	1,273,936.20	907,667.81	321,827.16	44,441.23

PATCHOGUE-MEDFORD UFSD



Appropriation Status Detail Report By Function From 7/1/2023 To 3/31/2024

Account	Description	Budget	Adjustments	Adj. Budget	Expensed	Encumbered	Available
A 1620.1600-90-000	SUPERVISION	253,923.00	5,800.00	259,723.00	194,321.09	63,054.41	2,347.50
A 1620.1610-90-000	NON-INSTRUCTIONAL CLERICAL	96,678.00	500.00	97,178.00	72,607.81	27,230.88	-2,660.69
A 1620.1620-01-000	CUSTODIAL CONTRACT SALARY	180,025.00	52,100.00	232,125.00	174,062.86	58,021.14	41.00
A 1620.1620-02-000	CUSTODIAL CONTRACT SALARY	229,759.00	-52,100.00	177,659.00	127,659.74	45,327.33	4,671.93
A 1620.1620-03-000	CUSTODIAL CONTRACT SALARY	178,122.00	0.00	178,122.00	133,591.39	44,530.61	0.00
A 1620.1620-04-000	CUSTODIAL CONTRACT SALARY	227,859.00	0.00	227,859.00	164,689.77	56,964.82	6,204.41
A 1620.1620-05-000	CUSTODIAL CONTRACT SALARY	179,837.00	0.00	179,837.00	132,654.02	44,430.48	2,752.50
A 1620.1620-06-000	CUSTODIAL CONTRACT SALARY	125,047.00	0.00	125,047.00	93,701.21	31,343.40	2.39
A 1620.1620-07-000	CUSTODIAL CONTRACT SALARY	196,251.00	0.00	196,251.00	147,188.15	49,062.85	0.00
A 1620.1620-26-000	CUSTODIAL CONTRACT SALARY	251,707.00	-2,700.00	249,007.00	176,305.74	62,578.14	10,123.12
A 1620.1620-27-000	CUSTODIAL CONTRACT SALARY	453,529.00	2,700.00	456,229.00	342,094.61	114,069.97	64.42
A 1620.1620-28-000	CUSTODIAL CONTRACT SALARY	288,371.00	0.00	288,371.00	216,278.22	72,092.78	0.00
A 1620.1620-37-000	CUSTODIAL CONTRACT SALARY	1,224,522.00	0.00	1,224,522.00	883,582.59	287,250.38	53,689.03
A 1620.1620-90-000	CUSTODIAL CONTRACT SALARY	0.00	0.00	0.00	-304.70	0.00	304.70
A 1620.1630-01-000	CUSTODIAL SHIFT DIFFERENTIAL	2,000.00	0.00	2,000.00	1,920.21	79.79	0.00
A 1620.1630-02-000	CUSTODIAL SHIFT DIFFERENTIAL	5,500.00	0.00	5,500.00	3,039.93	2,460.07	0.00
A 1620.1630-03-000	CUSTODIAL SHIFT DIFFERENTIAL	2,500.00	0.00	2,500.00	1,505.86	994.14	0.00
A 1620.1630-04-000	CUSTODIAL SHIFT DIFFERENTIAL	3,000.00	0.00	3,000.00	2,540.02	459.98	0.00
A 1620.1630-05-000	CUSTODIAL SHIFT DIFFERENTIAL	2,000.00	0.00	2,000.00	1,125.54	874.46	0.00
A 1620.1630-06-000	CUSTODIAL SHIFT DIFFERENTIAL	2,000.00	0.00	2,000.00	1,314.56	685.44	0.00
A 1620.1630-07-000	CUSTODIAL SHIFT DIFFERENTIAL	3,500.00	0.00	3,500.00	2,847.70	652.30	0.00
A 1620.1630-26-000	CUSTODIAL SHIFT DIFFERENTIAL	3,500.00	0.00	3,500.00	2,043.35	1,456.65	0.00
A 1620.1630-27-000	CUSTODIAL SHIFT DIFFERENTIAL	14,000.00	0.00	14,000.00	12,672.48	1,327.52	0.00
A 1620.1630-28-000	CUSTODIAL SHIFT DIFFERENTIAL	7,500.00	0.00	7,500.00	5,081.19	2,418.81	0.00
A 1620.1630-37-000	CUSTODIAL SHIFT DIFFERENTIAL	80,000.00	0.00	80,000.00	53,412.90	26,587.10	0.00
A 1620.1635-01-000	ACTING DIFFERENTIAL	3,500.00	0.00	3,500.00	1,707.04	1,792.96	0.00
A 1620.1635-02-000	ACTING DIFFERENTIAL	3,500.00	0.00	3,500.00	913.22	2,586.78	0.00
A 1620.1635-03-000	ACTING DIFFERENTIAL	3,500.00	0.00	3,500.00	619.70	2,880.30	0.00
A 1620.1635-04-000	ACTING DIFFERENTIAL	3,500.00	0.00	3,500.00	2,967.73	532.27	0.00
A 1620.1635-05-000	ACTING DIFFERENTIAL	3,500.00	0.00	3,500.00	1,435.09	2,064.91	0.00
A 1620.1635-06-000	ACTING DIFFERENTIAL	3,500.00	0.00	3,500.00	1,076.31	2,423.69	0.00
A 1620.1635-07-000	ACTING DIFFERENTIAL	3,500.00	0.00	3,500.00	913.22	2,586.78	0.00
A 1620.1635-26-000	ACTING DIFFERENTIAL	3,500.00	0.00	3,500.00	762.72	2,737.28	0.00

PATCHOGUE-MEDFORD UFSD



Appropriation Status Detail Report By Function From 7/1/2023 To 3/31/2024

Account	Description	Budget	Adjustments	Adj. Budget	Expensed	Encumbered	Available
A 1620.1635-27-000	ACTING DIFFERENTIAL	7,000.00	0.00	7,000.00	2,705.73	4,294.27	0.00
A 1620.1635-28-000	ACTING DIFFERENTIAL	3,500.00	0.00	3,500.00	726.40	2,773.60	0.00
A 1620.1635-37-000	ACTING DIFFERENTIAL	10,000.00	0.00	10,000.00	2,962.80	7,037.20	0.00
A 1620.1640-90-000	PART-TIME CUSTODIAN SALARIES	393,089.00	0.00	393,089.00	302,492.10	90,596.90	0.00
A 1620.1641-90-000	SUB CUSTODIAN SALARIES	205,000.00	0.00	205,000.00	138,756.26	66,243.74	0.00
A 1620.1650-01-000	CUSTODIAL OVERTIME	12,500.00	0.00	12,500.00	5,762.99	6,737.01	0.00
A 1620.1650-02-000	CUSTODIAL OVERTIME	10,000.00	0.00	10,000.00	2,838.98	7,161.02	0.00
A 1620.1650-03-000	CUSTODIAL OVERTIME	15,000.00	0.00	15,000.00	12,682.70	2,317.30	0.00
A 1620.1650-04-000	CUSTODIAL OVERTIME	15,000.00	0.00	15,000.00	9,879.69	5,120.31	0.00
A 1620.1650-05-000	CUSTODIAL OVERTIME	15,000.00	0.00	15,000.00	4,916.01	10,083.99	0.00
A 1620.1650-06-000	CUSTODIAL OVERTIME	10,000.00	0.00	10,000.00	7,700.24	2,299.76	0.00
A 1620.1650-07-000	CUSTODIAL OVERTIME	12,500.00	0.00	12,500.00	12,344.39	155.61	0.00
A 1620.1650-26-000	CUSTODIAL OVERTIME	17,500.00	0.00	17,500.00	7,227.71	10,272.29	0.00
A 1620.1650-27-000	CUSTODIAL OVERTIME	17,500.00	0.00	17,500.00	10,778.95	6,721.05	0.00
A 1620.1650-28-000	CUSTODIAL OVERTIME	17,500.00	0.00	17,500.00	10,026.41	7,473.59	0.00
A 1620.1650-37-000	CUSTODIAL OVERTIME	67,500.00	0.00	67,500.00	49,846.81	17,653.19	0.00
A 1620.2000-90-000	EQUIPMENT	27,000.00	0.00	27,000.00	24,671.87	0.00	2,328.13
A 1620.2200-90-000	STUDENT/CLASSROOM FURNITURE	25,000.00	0.00	25,000.00	24,885.96	0.00	114.04
A 1620.4140-90-000	IN DISTRICT TRAVEL	100.00	0.00	100.00	0.00	0.00	100.00
A 1620.4500-90-000	PLANT & FCILITIES SUPPLIES	1,600.00	0.00	1,600.00	908.30	0.00	691.70
A 1620.4501-90-000	TELEPHONE SUPPLIES	5,000.00	0.00	5,000.00	0.00	3,000.00	2,000.00
A 1620.4502-90-000	STUDENT/CLASSROOM FURNITURE	0.00	39,514.30	39,514.30	39,514.30	0.00	0.00
A 1620.4512-90-000	CUSTODIAL SUPPLIES	303,000.00	12,804.76	315,804.76	307,260.24	6,561.86	1,982.66
A 1620.4520-90-000	UNIFORMS	27,000.00	0.00	27,000.00	16,344.86	825.00	9,830.14
A 1620.4601-90-000	BLDG EQUIPMENT RENTAL/REPAIR	19,000.00	0.00	19,000.00	9,129.48	5,067.51	4,803.01
A 1620.4740-90-000	FUEL OIL - DISTRICT	5,000.00	-4,500.00	500.00	0.00	0.00	500.00
A 1620.4742-90-000	NATURAL GAS	907,500.00	0.00	907,500.00	640,389.96	254,947.36	12,162.68
A 1620.4743-90-000	WATER	47,000.00	30,000.00	77,000.00	56,280.58	20,719.42	0.00
A 1620.4750-90-000	TRAVEL & CONFERENCE	1,250.00	2,000.00	3,250.00	2,460.00	430.00	360.00
A 1620.4770-90-000	ELECTRICITY	1,544,000.00	0.00	1,544,000.00	906,635.39	637,364.61	0.00
A 1620.4780-90-000	TELEPHONE	144,500.00	0.00	144,500.00	99,498.49	39,701.51	5,300.00
A 1620.4790-90-000	CONTRACT SERVICES	275,000.00	-6,777.21	268,222.79	79,427.37	85,426.94	103,368.48
A 1620.4900-90-000	BOCES TELEPHONE SERVICE	84,000.00	3,600.00	87,600.00	46,995.18	36,583.02	4,021.80

PATCHOGUE-MEDFORD UFSD



Appropriation Status Detail Report By Function From 7/1/2023 To 3/31/2024

Account	Description	Budget	Adjustments	Adj. Budget	Expensed	Encumbered	Available
A 1620.4901-90-000	BOCES SERVICES	201,000.00	0.00	201,000.00	63,154.68	19,066.32	118,779.00
1620	OPERATION OF PLANT *	8,484,669.00	82,941.85	8,567,610.85	5,855,536.10	2,368,192.80	343,881.95
A 1621.1600-90-000	MAINTENANCE CONTRACT SALARIES	95,849.00	0.00	95,849.00	71,886.75	23,385.27	576.98
A 1621.1620-90-000	MAINTENANCE CONTRACT SALARIES	1,157,922.00	0.00	1,157,922.00	799,985.11	278,352.27	79,584.62
A 1621.1630-90-000	MAINTENANCE SHIFT DIFFERENTIAL	15,000.00	0.00	15,000.00	2,803.04	12,196.96	0.00
A 1621.1635-90-000	MAINTENANCE ACTING DIFFERENTIAL	3,000.00	0.00	3,000.00	0.00	0.00	3,000.00
A 1621.1650-90-000	MAINTENANCE O/T	95,000.00	0.00	95,000.00	49,045.50	45,954.50	0.00
A 1621.2000-90-000	MAINTENANCE EQUIPMENT	91,600.00	0.00	91,600.00	69,484.15	13,722.00	8,393.85
A 1621.4280-90-000	ATHLETIC MAINTENANCE	175,000.00	1,199.98	176,199.98	135,462.26	34,673.80	6,063.92
A 1621.4513-90-000	GROUPS SUPPLIES	14,500.00	0.00	14,500.00	5,013.20	3,820.24	5,666.56
A 1621.4514-90-000	MAINTENANCE SUPPLIES	250,000.00	0.00	250,000.00	169,319.29	70,602.26	10,078.45
A 1621.4530-90-000	OPER & MAINT VEHICLES	50,000.00	0.00	50,000.00	25,348.47	17,919.32	6,732.21
A 1621.4550-90-000	GASOLINE	45,000.00	0.00	45,000.00	39,015.59	4,984.41	1,000.00
A 1621.4660-90-000	CONT BLDG RPRS-MAINT	260,000.00	16,510.32	276,510.32	159,735.76	44,278.28	72,496.28
A 1621.4670-90-000	BLDG EQUIP RPRS-MAINT	193,000.00	14,926.82	207,926.82	118,185.58	34,609.10	55,132.14
A 1621.4680-90-000	CONT GROUNDS-MAINTENANCE	243,000.00	0.00	243,000.00	134,604.31	95,029.85	13,365.84
A 1621.4790-90-000	CONTRACT SERVICES	785,000.00	9,645.53	794,645.53	412,588.79	288,112.26	93,944.48
1621	MAINTENANCE OF PLANT *	3,473,871.00	42,282.65	3,516,153.65	2,192,477.80	967,640.52	356,035.33
A 1622.1610-90-000	NON-INSTRUCTIONAL GUARDS	2,531,160.00	-9,500.00	2,521,660.00	1,588,790.29	932,869.71	0.00
A 1622.1620-90-000	SECURITY CONTRACT SALARY	46,725.00	8,500.00	55,225.00	41,340.16	11,797.60	2,087.24
A 1622.1810-90-000	MONITOR AIDES	367,060.00	-2,000.00	365,060.00	205,580.37	159,479.63	0.00
A 1622.2000-90-000	EQUIPMENT	58,000.00	0.00	58,000.00	42,007.36	0.00	15,992.64
A 1622.4000-90-000	EMERGENCY SECURITY EXPENSES	5,200.00	0.00	5,200.00	0.00	0.00	5,200.00
A 1622.4500-90-000	SECURITY SUPPLIES	45,465.00	0.00	45,465.00	40,574.73	3,852.08	1,038.19
A 1622.4550-90-000	SECURITY GASOLINE	0.00	8,000.00	8,000.00	4,023.80	0.00	3,976.20
A 1622.4790-90-000	CONTRACT SERVICES	58,295.00	4,035.92	62,330.92	27,112.06	4,952.94	30,265.92
A 1622.4900-90-000	BOCES SERVICES	222,960.00	1,700.00	224,660.00	104,134.26	120,476.66	49.08
1622	OPER-SECURITY *	3,334,865.00	10,735.92	3,345,600.92	2,053,563.03	1,233,428.62	58,609.27
A 1670.1600-90-000	CENTRAL PRINTING SALARIES	85,534.00	0.00	85,534.00	64,068.20	23,522.07	-2,056.27
A 1670.1860-90-000	CENTRAL PRINT AIDE	18,205.00	0.00	18,205.00	0.00	0.00	18,205.00
A 1670.2000-90-000	EQUIPMENT	2,000.00	0.00	2,000.00	0.00	0.00	2,000.00
A 1670.4500-90-000	SUPPLIES & MATERIALS	110,670.00	0.00	110,670.00	79,683.52	20,536.23	10,450.25
A 1670.4730-90-000	POSTAGE	110,600.00	369.10	110,969.10	72,291.18	38,677.92	0.00

PATCHOGUE-MEDFORD UFSD



Appropriation Status Detail Report By Function From 7/1/2023 To 3/31/2024

Account	Description		Budget	Adjustments	Adj. Budget	Expensed	Encumbered	Available
A 1670.4790-90-000	COMMERCIAL PRINTING		12,523.00	0.00	12,523.00	10,030.25	0.00	2,492.75
A 1670.4791-90-000	EQUIPMENT REPAIRS		1,000.00	0.00	1,000.00	0.00	0.00	1,000.00
A 1670.4793-90-000	EQUIPMENT RENTAL		188,000.00	875.00	188,875.00	108,905.68	75,451.93	4,517.39
A 1670.4900-90-000	BOCES DATA PROC ADMIN TECH		158,577.00	0.00	158,577.00	61,532.25	75,748.75	21,296.00
1670	CENTRAL PRINTING AND MAILING	*	687,109.00	1,244.10	688,353.10	396,511.08	233,936.90	57,905.12
A 1680.2000-90-000	DATA PROCESSING EQUIPMENT		64,500.00	63,427.40	127,927.40	65,960.73	8,096.90	53,869.77
A 1680.4500-90-000	DATA PROCESSING SUPPLIES		106,084.00	1,500.00	107,584.00	101,514.88	5,719.43	349.69
A 1680.4725-90-000	DATA PROCESSING SOFTWARE		360,578.00	16,272.00	376,850.00	307,439.88	68,508.98	901.14
A 1680.4790-90-000	CONTRACT SERVICES		420,950.00	-10,580.60	410,369.40	294,577.71	80,167.25	35,624.44
A 1680.4900-90-000	BOCES		788,422.00	-47,582.74	740,839.26	648,885.23	62,291.84	29,662.19
1680	CENTRAL DATA PROCESSING	*	1,740,534.00	23,036.06	1,763,570.06	1,418,378.43	224,784.40	120,407.23
16		**	17,721,048.00	160,240.58	17,881,288.58	11,916,466.44	5,027,983.24	936,838.90
A 1910.4001-90-000	TREASURERS BOND		4,998.00	-139.22	4,858.78	4,693.00	0.00	165.78
A 1910.4002-90-000	STUDENT ACCIDENT INSURANC		171,009.00	-35,035.92	135,973.08	115,349.15	2,509.35	18,114.58
A 1910.4005-90-000	MULTIPERIL PROPERTY INS		773,639.00	110,000.00	883,639.00	883,274.00	0.00	365.00
A 1910.4006-90-000	CYBER INSURANCE		60,000.00	0.00	60,000.00	25,573.00	0.00	34,427.00
A 1910.4008-90-000	UMBRELLA INSURANCE		128,437.00	25,600.00	154,037.00	153,840.00	0.00	197.00
A 1910.4011-90-000	SCHL BOARD LEGAL LIAB		89,529.00	3,200.00	92,729.00	92,719.00	0.00	10.00
A 1910.4240-90-000	D/W VEHICLE INSURANCE		38,807.00	0.00	38,807.00	35,276.00	0.00	3,531.00
1910	UNALLOC INSURANCE	*	1,266,419.00	103,624.86	1,370,043.86	1,310,724.15	2,509.35	56,810.36
A 1920.4760-90-000	MEMBERSHIPS		28,462.00	0.00	28,462.00	26,485.80	385.00	1,591.20
1920	ASSOCIATION DUES	*	28,462.00	0.00	28,462.00	26,485.80	385.00	1,591.20
A 1930.4000-90-000	JUDGEMENTS AND CLAIMS		1,000.00	0.00	1,000.00	0.00	0.00	1,000.00
1930	JUDGMENTS & CLAIMS	*	1,000.00	0.00	1,000.00	0.00	0.00	1,000.00
A 1981.4900-90-000	BOCES ADMIN CHARGE		1,209,765.00	0.00	1,209,765.00	809,639.00	398,599.00	1,527.00
1981	BOCES ADMIN CHG	*	1,209,765.00	0.00	1,209,765.00	809,639.00	398,599.00	1,527.00
19		**	2,505,646.00	103,624.86	2,609,270.86	2,146,848.95	401,493.35	60,928.56
1		***	23,355,978.00	490,958.64	23,846,936.64	16,441,526.73	6,279,555.98	1,125,853.93
A 2010.1500-90-000	ASST SUPT FOR INSTRUCTION		218,357.00	12,400.00	230,757.00	173,023.50	53,924.50	3,809.00
A 2010.1550-90-000	TESTING/SCHEDULING/CURRIC WRITING		2,500.00	40,000.00	42,500.00	26,769.75	15,730.25	0.00
A 2010.1620-90-000	NONINSTRUCTIONAL SALARIES		108,446.00	11,700.00	120,146.00	92,032.04	29,831.30	-1,717.34
A 2010.1630-90-000	PART TIME CLERICAL		500.00	0.00	500.00	0.00	0.00	500.00
A 2010.4000-90-000	CONTRACTUAL		7,000.00	0.00	7,000.00	0.00	0.00	7,000.00

PATCHOGUE-MEDFORD UFSD



Appropriation Status Detail Report By Function From 7/1/2023 To 3/31/2024

Account	Description	Budget	Adjustments	Adj. Budget	Expensed	Encumbered	Available
A 2010.4500-90-000	SUPPLIES & MATERIALS	4,680.00	0.00	4,680.00	3,254.30	178.23	1,247.47
A 2010.4750-90-000	TRAVEL & CONFERENCE	7,000.00	0.00	7,000.00	1,722.00	368.00	4,910.00
A 2010.4900-90-000	BOCES TESTING	221,562.00	0.00	221,562.00	9,746.53	159,523.41	52,292.06
A 2010.4922-90-000	BOCES CURRICULUM & ASSESSMENT SVC	8,205.00	0.00	8,205.00	8,000.00	0.00	205.00
2010	CURRIC DEV & SUPV	578,250.00	64,100.00	642,350.00	314,548.12	259,555.69	68,246.19
A 2020.1500-01-000	INSTRUCTIONAL SPVSN - PRIN	175,085.00	0.00	175,085.00	131,313.79	41,751.97	2,019.24
A 2020.1500-02-000	INSTRUCTIONAL SPVSN - PRIN	177,552.00	0.00	177,552.00	133,164.14	41,503.33	2,884.53
A 2020.1500-03-000	INSTRUCTIONAL SPVSN - PRIN	181,679.00	0.00	181,679.00	136,259.37	42,535.10	2,884.53
A 2020.1500-04-000	INSTRUCTIONAL SPVSN - PRIN	318,070.00	0.00	318,070.00	238,552.48	77,498.28	2,019.24
A 2020.1500-05-000	INSTRUCTIONAL SPVSN - PRIN	179,694.00	3,000.00	182,694.00	136,512.50	42,431.50	3,750.00
A 2020.1500-06-000	INSTRUCTIONAL SPVSN - PRIN	168,838.00	0.00	168,838.00	126,628.52	40,190.24	2,019.24
A 2020.1500-07-000	INSTRUCTIONAL SPVSN - PRIN	162,838.00	0.00	162,838.00	122,128.50	40,421.01	288.49
A 2020.1500-26-000	INSTRUCTIONAL SPVSN - PRIN	334,303.00	0.00	334,303.00	250,727.30	77,806.46	5,769.24
A 2020.1500-27-000	INSTRUCTIONAL SPVSN - PRIN	325,065.00	0.00	325,065.00	243,798.75	80,977.76	288.49
A 2020.1500-28-000	INSTRUCTIONAL SPVSN - PRIN	348,660.00	-3,000.00	345,660.00	258,018.62	79,657.80	7,983.58
A 2020.1500-37-000	INSTRUCTIONAL SPVSN - PRIN	806,778.00	1,200.00	807,978.00	605,878.59	195,462.17	6,637.24
A 2020.1620-01-000	CLERICAL CONTRACT	96,988.00	0.00	96,988.00	72,822.44	27,412.56	-3,247.00
A 2020.1620-02-000	CLERICAL CONTRACT	95,138.00	-1,200.00	93,938.00	63,462.81	25,904.11	4,571.08
A 2020.1620-03-000	CLERICAL CONTRACT	96,294.00	500.00	96,794.00	72,931.74	26,886.37	-3,024.11
A 2020.1620-04-000	CLERICAL CONTRACT	97,238.00	0.00	97,238.00	73,175.14	27,412.56	-3,349.70
A 2020.1620-05-000	CLERICAL CONTRACT	96,544.00	1,000.00	97,544.00	73,394.62	27,304.36	-3,154.98
A 2020.1620-06-000	CLERICAL CONTRACT	96,939.00	0.00	96,939.00	72,788.39	26,928.46	-2,777.85
A 2020.1620-07-000	CLERICAL CONTRACT	96,357.00	500.00	96,857.00	72,835.33	27,126.43	-3,104.76
A 2020.1620-26-000	CLERICAL CONTRACT	95,144.00	0.00	95,144.00	71,224.15	26,555.85	-2,636.00
A 2020.1620-27-000	CLERICAL CONTRACT	98,518.00	-4,000.00	94,518.00	64,057.75	13,775.28	16,684.97
A 2020.1620-28-000	CLERICAL CONTRACT	98,848.00	-500.00	98,348.00	66,555.15	25,427.28	6,365.57
A 2020.1620-37-000	CLERICAL CONTRACT	411,383.00	0.00	411,383.00	294,781.88	104,548.92	12,052.20
A 2020.1860-01-000	PART TIME CLERICAL	18,205.00	0.00	18,205.00	23,798.05	0.00	-5,593.05
A 2020.1860-02-000	PART TIME CLERICAL	2,500.00	0.00	2,500.00	1,800.00	0.00	700.00
A 2020.1860-03-000	PART TIME CLERICAL	18,205.00	0.00	18,205.00	11,116.25	7,088.75	0.00
A 2020.1860-04-000	PART TIME CLERICAL	18,433.00	0.00	18,433.00	12,153.58	6,279.42	0.00
A 2020.1860-05-000	PART TIME CLERICAL	18,205.00	0.00	18,205.00	12,080.18	6,124.82	0.00
A 2020.1860-06-000	PART TIME CLERICAL	2,500.00	0.00	2,500.00	2,344.00	0.00	156.00

PATCHOGUE-MEDFORD UFSD



Appropriation Status Detail Report By Function From 7/1/2023 To 3/31/2024

Account	Description	Budget	Adjustments	Adj. Budget	Expensed	Encumbered	Available
A 2020.1860-07-000	PART TIME CLERICAL	18,205.00	0.00	18,205.00	13,261.05	4,943.95	0.00
A 2020.1860-26-000	PART TIME CLERICAL	1,000.00	0.00	1,000.00	0.00	0.00	1,000.00
A 2020.1860-27-000	PART TIME CLERICAL	2,500.00	7,000.00	9,500.00	11,232.00	0.00	-1,732.00
A 2020.1860-28-000	PART TIME CLERICAL	1,000.00	2,500.00	3,500.00	5,012.00	0.00	-1,512.00
A 2020.1860-37-000	PART TIME CLERICAL	99,615.00	0.00	99,615.00	68,839.34	30,775.66	0.00
A 2020.1860-90-000	PART TIME CLERICAL	0.00	1,000.00	1,000.00	683.00	0.00	317.00
A 2020.2000-27-000	EQUIPMENT - SAXTON	750.00	0.00	750.00	0.00	0.00	750.00
A 2020.4500-01-000	SUPPLIES - BARTON	6,863.00	0.00	6,863.00	6,736.75	0.00	126.25
A 2020.4500-02-000	SUPPLIES - BAY	4,632.00	0.00	4,632.00	2,898.17	1,733.83	0.00
A 2020.4500-03-000	SUPPLIES - CANAAN	8,000.00	-5,800.00	2,200.00	741.15	0.00	1,458.85
A 2020.4500-04-000	SUPPLIES - EAGLE	4,260.00	0.00	4,260.00	4,003.26	0.00	256.74
A 2020.4500-05-000	SUPPLIES - MEDFORD	13,000.00	2,000.00	15,000.00	14,514.61	473.80	11.59
A 2020.4500-06-000	SUPPLIES - RIVER	3,800.00	4,738.91	8,538.91	4,616.38	3,894.60	27.93
A 2020.4500-07-000	SUPPLIES - TREMONT	13,000.00	-10.37	12,989.63	12,989.63	0.00	0.00
A 2020.4500-26-000	SUPPLIES - OREGON	5,033.00	218.76	5,251.76	5,250.79	0.00	0.97
A 2020.4500-27-000	SUPPLIES - SAXTON	3,474.00	6,022.63	9,496.63	5,911.65	3,392.62	192.36
A 2020.4500-28-000	SUPPLIES - S. OCEAN	10,000.00	1,142.00	11,142.00	11,012.96	60.69	68.35
A 2020.4500-37-000	SUPPLIES - HIGH SCHOOL	12,300.00	-3,600.00	8,700.00	240.90	555.00	7,904.10
A 2020.4750-01-000	TRAVEL & CONFERENCE - BARTON	400.00	-400.00	0.00	0.00	0.00	0.00
A 2020.4750-02-000	TRAVEL & CONFERENCE - BAY	1,000.00	0.00	1,000.00	0.00	0.00	1,000.00
A 2020.4750-04-000	TRAVEL & CONFERENCE - EAGLE	1,000.00	0.00	1,000.00	0.00	229.00	771.00
A 2020.4750-05-000	TRAVEL & CONFERENCE - MEDFORD	2,000.00	-1,500.00	500.00	0.00	0.00	500.00
A 2020.4750-06-000	TRAVEL & CONFERENCE - RIVER	600.00	-350.00	250.00	0.00	250.00	0.00
A 2020.4750-07-000	TRAVEL & CONFERENCE - TREMONT	800.00	0.00	800.00	114.00	0.00	686.00
A 2020.4750-26-000	TRAVEL & CONFERENCE - OREGON	1,000.00	-1,000.00	0.00	0.00	0.00	0.00
A 2020.4750-28-000	TRAVEL & CONFERENCE - S. OCEAN	3,744.00	-3,744.00	0.00	0.00	0.00	0.00
A 2020.4750-37-000	TRAVEL & CONFERENCE - HIGH SCHOOL	2,900.00	0.00	2,900.00	245.00	245.00	2,410.00
2020	SUPERVISION - REGULAR SCHOOL *	4,856,877.00	5,717.93	4,862,594.93	3,612,606.66	1,185,564.94	64,423.33
A 2021.1500-90-000	DIRECTORS SALARIES	1,828,552.00	-1,500.00	1,827,052.00	1,389,613.91	463,618.84	-26,180.75
A 2021.1620-90-000	CLERICAL CONTRACT	576,325.00	0.00	576,325.00	433,309.45	161,393.93	-18,378.38
A 2021.1630-90-000	PART TIME CLERICAL	18,205.00	0.00	18,205.00	0.00	0.00	18,205.00
A 2021.4500-90-ART	SUPPLIES & MATERIALS - ART, MUSIC, CULTURAL ARTS OFFICE	700.00	0.00	700.00	700.00	0.00	0.00
A 2021.4500-90-ATH	SUPPLIES & MATERIALS - ATHLETICS	700.00	0.00	700.00	504.96	106.66	88.38

PATCHOGUE-MEDFORD UFSD



Appropriation Status Detail Report By Function From 7/1/2023 To 3/31/2024

Account	Description	Budget	Adjustments	Adj. Budget	Expensed	Encumbered	Available
	OFFICE						
A 2021.4500-90-CTE	SUPPLIES & MATERIALS - CTE OFFICE	700.00	0.00	700.00	449.31	0.00	250.69
A 2021.4500-90-DUA	SUPPLIES & MATERIALS - DUAL LANGUAGE OFFICE	700.00	0.00	700.00	68.11	182.76	449.13
A 2021.4500-90-EHU	SUPPLIES & MATERIALS - ELEMENTARY HUMANITIES OFFICE	700.00	2,054.01	2,754.01	1,472.55	1,279.68	1.78
A 2021.4500-90-ENL	SUPPLIES & MATERIALS - ELEMENTARY ENL OFFICE	700.00	0.00	700.00	308.35	0.00	391.65
A 2021.4500-90-EST	SUPPLIES & MATERIALS - ELEMENTARY STEM OFFICE	700.00	4,899.05	5,599.05	2,163.01	3,316.04	120.00
A 2021.4500-90-GUI	SUPPLIES & MATERIALS - GUIDANCE OFFICE	700.00	0.00	700.00	386.03	0.00	313.97
A 2021.4500-90-LIB	SUPPLIES & MATERIALS - LIBRARY OFFICE	700.00	4,831.68	5,531.68	0.00	5,103.71	427.97
A 2021.4500-90-LOT	SUPPLIES & MATERIALS - SECONDARY ENL, LOTE OFFICE	700.00	0.00	700.00	407.30	0.00	292.70
A 2021.4500-90-SEL	SUPPLIES & MATERIALS - SOCIAL EMOTIONAL LEARNING OFFICE	700.00	0.00	700.00	237.34	0.00	462.66
A 2021.4500-90-SHU	SUPPLIES & MATERIALS - SECONDARY HUMANITIES OFFICE	700.00	0.00	700.00	689.04	0.00	10.96
A 2021.4500-90-SST	SUPPLIES & MATERIALS - SECONDARY STEM OFFICE	700.00	0.00	700.00	699.89	0.00	0.11
A 2021.4750-90-000	TRAVEL & CONFERENCE	1,937.00	0.00	1,937.00	40.00	0.00	1,897.00
2021	INSTR SUPV-OTHER *	2,434,119.00	10,284.74	2,444,403.74	1,831,049.25	635,001.62	-21,647.13
A 2060.4500-90-000	SUPPLIES & MATERIALS	240.00	0.00	240.00	221.83	0.00	18.17
2060	RESEARCH, PLANNING AND EVALUATION *	240.00	0.00	240.00	221.83	0.00	18.17
20	**	7,869,486.00	80,102.67	7,949,588.67	5,758,425.86	2,080,122.25	111,040.56
A 2110.1120-01-000	TEACHERS SALARIES K-3	1,619,338.00	101,000.00	1,720,338.00	1,000,178.65	710,753.73	9,405.62
A 2110.1120-02-000	TEACHERS SALARIES K-3	1,277,354.00	-49,000.00	1,228,354.00	764,464.69	467,211.11	-3,321.80
A 2110.1120-03-000	TEACHERS SALARIES K-3	1,803,242.00	23,000.00	1,826,242.00	1,058,589.21	757,798.51	9,854.28
A 2110.1120-04-000	TEACHERS SALARIES K-3	1,845,329.00	-29,000.00	1,816,329.00	1,054,279.35	756,043.13	6,006.52
A 2110.1120-05-000	TEACHERS SALARIES K-3	1,383,579.00	-189,000.00	1,194,579.00	731,310.31	459,112.87	4,155.82
A 2110.1120-06-000	TEACHERS SALARIES K-3	1,009,159.00	-64,000.00	945,159.00	538,479.75	400,050.19	6,629.06
A 2110.1120-07-000	TEACHERS SALARIES K-3	1,565,907.00	78,000.00	1,643,907.00	950,100.75	683,011.61	10,794.64
A 2110.1200-01-000	TEACHERS SALARIES 4-5	918,918.00	26,000.00	944,918.00	537,727.10	400,231.52	6,959.38
A 2110.1200-02-000	TEACHERS SALARIES 4-5	838,295.00	-141,000.00	697,295.00	399,710.55	292,635.55	4,948.90
A 2110.1200-03-000	TEACHERS SALARIES 4-5	919,523.00	-61,000.00	858,523.00	507,356.10	346,246.44	4,920.46

PATCHOGUE-MEDFORD UFSD



Appropriation Status Detail Report By Function From 7/1/2023 To 3/31/2024

Account	Description	Budget	Adjustments	Adj. Budget	Expensed	Encumbered	Available
A 2110.1200-04-000	TEACHERS SALARIES 4-5	971,099.00	-157,000.00	814,099.00	479,248.15	333,061.35	1,789.50
A 2110.1200-05-000	TEACHERS SALARIES 4-5	532,029.00	157,000.00	689,029.00	392,856.75	294,549.23	1,623.02
A 2110.1200-06-000	TEACHERS SALARIES 4-5	708,603.00	-141,000.00	567,603.00	337,324.68	217,873.59	12,404.73
A 2110.1200-07-000	TEACHERS SALARIES 4-5	759,709.00	-176,000.00	583,709.00	342,483.12	239,399.32	1,826.56
A 2110.1200-90-000	TEACHERS SALARIES 4-5	453,170.00	-61,000.00	392,170.00	227,831.76	151,956.12	12,382.12
A 2110.1210-01-000	TEACHERS SALARIES - ELEM SPECIALS	1,212,928.00	-19,000.00	1,193,928.00	714,987.52	460,989.59	17,950.89
A 2110.1210-02-000	TEACHERS SALARIES - ELEM SPECIALS	964,866.00	55,000.00	1,019,866.00	641,158.72	361,660.15	17,047.13
A 2110.1210-03-000	TEACHERS SALARIES - ELEM SPECIALS	1,401,888.00	3,000.00	1,404,888.00	805,229.79	588,783.41	10,874.80
A 2110.1210-04-000	TEACHERS SALARIES - ELEM SPECIALS	1,398,355.00	-145,000.00	1,253,355.00	696,828.06	500,170.30	56,356.64
A 2110.1210-05-000	TEACHERS SALARIES - ELEM SPECIALS	1,286,297.00	228,700.00	1,514,997.00	858,390.58	575,901.90	80,704.52
A 2110.1210-06-000	TEACHERS SALARIES - ELEM SPECIALS	858,858.00	328,200.00	1,187,058.00	722,475.84	455,840.40	8,741.76
A 2110.1210-07-000	TEACHERS SALARIES - ELEM SPECIALS	1,449,254.00	-235,100.00	1,214,154.00	685,871.30	454,248.93	74,033.77
A 2110.1220-26-000	GRADE 6 IN MIDDLE SCH	1,235,071.00	72,000.00	1,307,071.00	820,179.74	481,058.69	5,832.57
A 2110.1220-27-000	GRADE 6 IN MIDDLE SCH	1,040,870.00	-71,000.00	969,870.00	571,483.35	392,154.51	6,232.14
A 2110.1220-28-000	GRADE 6 IN MIDDLE SCH	1,092,070.00	-190,000.00	902,070.00	546,547.68	350,819.55	4,702.77
A 2110.1240-02-000	TEACHERS SALARIES - COMMON PLANNING - BAY	12,960.00	0.00	12,960.00	5,430.00	7,530.00	0.00
A 2110.1240-03-000	TEACHERS SALARIES - COMMON PLANNING - CANAAN	12,960.00	0.00	12,960.00	5,220.00	7,740.00	0.00
A 2110.1240-04-000	TEACHERS SALARIES - COMMON PLANNING - EAGLE	12,960.00	0.00	12,960.00	6,840.00	6,120.00	0.00
A 2110.1240-05-000	TEACHERS SALARIES - COMMON PLANNING - MEDFORD	12,960.00	0.00	12,960.00	7,590.00	5,370.00	0.00
A 2110.1240-26-000	TEACHERS SALARIES - COMMON PLANNING - OREGON	2,160.00	0.00	2,160.00	0.00	2,160.00	0.00
A 2110.1240-28-000	TEACHERS SALARIES - COMMON PLANNING - SOUTH OCEAN	3,240.00	0.00	3,240.00	0.00	3,240.00	0.00
A 2110.1245-01-000	TEACHERS SALARIES - DUAL CERTIFICATION - BARTON	1,032.00	0.00	1,032.00	688.00	344.00	0.00
A 2110.1245-02-000	TEACHERS SALARIES - DUAL CERTIFICATION - BAY	2,064.00	0.00	2,064.00	0.00	2,064.00	0.00
A 2110.1245-03-000	TEACHERS SALARIES - DUAL CERTIFICATION - CANAAN	2,752.00	0.00	2,752.00	344.00	2,408.00	0.00
A 2110.1245-04-000	TEACHERS SALARIES - DUAL CERTIFICATION - EAGLE	2,064.00	0.00	2,064.00	1,032.00	1,032.00	0.00
A 2110.1245-05-000	TEACHERS SALARIES - DUAL CERTIFICATION - MEDFORD	3,784.00	0.00	3,784.00	688.00	3,096.00	0.00

PATCHOGUE-MEDFORD UFSD



Appropriation Status Detail Report By Function From 7/1/2023 To 3/31/2024

Account	Description	Budget	Adjustments	Adj. Budget	Expensed	Encumbered	Available
A 2110.1245-06-000	TEACHERS SALARIES - DUAL CERTIFICATION - RIVER	1,376.00	0.00	1,376.00	0.00	1,376.00	0.00
A 2110.1245-07-000	TEACHERS SALARIES - DUAL CERTIFICATION - TREMONT	688.00	0.00	688.00	0.00	688.00	0.00
A 2110.1245-26-000	TEACHERS SALARIES - DUAL CERTIFICATION - OREGON	2,064.00	0.00	2,064.00	0.00	2,064.00	0.00
A 2110.1245-27-000	TEACHERS SALARIES - DUAL CERTIFICATION - SAXTON	2,064.00	0.00	2,064.00	1,677.00	387.00	0.00
A 2110.1245-28-000	TEACHERS SALARIES - DUAL CERTIFICATION - SOUTH OCEAN	2,408.00	0.00	2,408.00	344.00	2,064.00	0.00
A 2110.1245-37-000	TEACHERS SALARIES - DUAL CERTIFICATION - HIGH SCHOOL	4,128.00	0.00	4,128.00	1,677.00	2,451.00	0.00
A 2110.1300-26-000	TEACHERS SALARIES-7-12	3,180,438.00	42,000.00	3,222,438.00	1,963,097.65	1,246,952.91	12,387.44
A 2110.1300-27-000	TEACHERS SALARIES-7-12	2,786,825.00	253,000.00	3,039,825.00	1,756,716.24	1,270,043.23	13,065.53
A 2110.1300-28-000	TEACHERS SALARIES-7-12	3,491,572.00	-282,000.00	3,209,572.00	1,900,500.86	1,293,662.38	15,408.76
A 2110.1300-37-000	TEACHERS SALARIES-7-12	17,426,816.00	-10,000.00	17,416,816.00	10,214,047.57	6,864,060.05	338,708.38
A 2110.1300-90-000	TEACHERS SALARIES-7-12	482,183.00	-132,000.00	350,183.00	205,181.73	138,909.64	6,091.63
A 2110.1350-90-000	TEACHING ASSISTANTS - NON SPECIAL ED	276,376.00	0.00	276,376.00	165,376.36	102,393.40	8,606.24
A 2110.1400-90-000	SUBSTITUTE SALARIES	1,150,255.00	1,080.00	1,151,335.00	659,381.01	490,873.99	1,080.00
A 2110.1402-01-000	CLASSROOM SUPERVISION	10,000.00	0.00	10,000.00	3,474.69	6,525.31	0.00
A 2110.1402-02-000	CLASSROOM SUPERVISION	10,000.00	0.00	10,000.00	3,645.54	6,354.46	0.00
A 2110.1402-03-000	CLASSROOM SUPERVISION	10,000.00	0.00	10,000.00	381.51	9,618.49	0.00
A 2110.1402-04-000	CLASSROOM SUPERVISION	10,000.00	0.00	10,000.00	793.02	9,206.98	0.00
A 2110.1402-05-000	CLASSROOM SUPERVISION	15,000.00	0.00	15,000.00	2,840.13	12,159.87	0.00
A 2110.1402-06-000	CLASSROOM SUPERVISION	10,000.00	0.00	10,000.00	2,246.67	7,753.33	0.00
A 2110.1402-07-000	CLASSROOM SUPERVISION	15,000.00	0.00	15,000.00	6,400.89	8,599.11	0.00
A 2110.1402-26-000	CLASSROOM SUPERVISION	30,000.00	0.00	30,000.00	14,512.30	15,487.70	0.00
A 2110.1402-27-000	CLASSROOM SUPERVISION	30,000.00	0.00	30,000.00	17,206.20	12,793.80	0.00
A 2110.1402-28-000	CLASSROOM SUPERVISION	30,000.00	0.00	30,000.00	9,863.15	20,136.85	0.00
A 2110.1402-37-000	CLASSROOM SUPERVISION	150,000.00	0.00	150,000.00	89,739.63	60,260.37	0.00
A 2110.1422-26-000	BUS DUTY - OREGON MIDDLE SCHOOL	4,000.00	0.00	4,000.00	0.00	0.00	4,000.00
A 2110.1422-27-000	BUS DUTY - SAXTON MIDDLE SCHOOL	4,000.00	0.00	4,000.00	0.00	0.00	4,000.00
A 2110.1422-28-000	BUS DUTY - SOUTH OCEAN MIDDLE SCHOOL	4,000.00	0.00	4,000.00	0.00	0.00	4,000.00
A 2110.1422-37-000	BUS DUTY - HIGH SCHOOL	23,000.00	0.00	23,000.00	0.00	0.00	23,000.00
A 2110.1490-90-000	DISTRICTWIDE STAFF DVLPMNT-PAYROLL	0.00	25,000.00	25,000.00	23,843.00	1,157.00	0.00

PATCHOGUE-MEDFORD UFSD



Appropriation Status Detail Report By Function From 7/1/2023 To 3/31/2024

Account	Description	Budget	Adjustments	Adj. Budget	Expensed	Encumbered	Available
A 2110.1545-01-000	HIGH IMPACT TUTORING - BARTON	160,520.00	0.00	160,520.00	74,983.50	56,487.50	29,049.00
A 2110.1545-02-000	HIGH IMPACT TUTORING - BAY	126,654.00	0.00	126,654.00	60,007.92	31,594.12	35,051.96
A 2110.1545-03-000	HIGH IMPACT TUTORING - CANAAN	160,520.00	0.00	160,520.00	71,811.15	54,097.85	34,611.00
A 2110.1545-04-000	HIGH IMPACT TUTORING - EAGLE	160,520.00	100,000.00	260,520.00	148,534.80	111,896.20	89.00
A 2110.1545-05-000	HIGH IMPACT TUTORING - MEDFORD	160,520.00	81,000.00	241,520.00	137,371.05	103,485.95	663.00
A 2110.1545-06-000	HIGH IMPACT TUTORING - RIVER	126,654.00	17,000.00	143,654.00	81,666.55	61,855.45	132.00
A 2110.1545-07-000	HIGH IMPACT TUTORING - TREMONT	160,520.00	0.00	160,520.00	74,553.95	56,507.55	29,458.50
A 2110.1545-90-000	HOME TEACHING - ELEMENTARY	15,750.00	0.00	15,750.00	4,118.00	11,632.00	0.00
A 2110.1550-90-000	HIGH IMPACT TUTORING DISTRICT-WIDE	62,640.00	0.00	62,640.00	0.00	0.00	62,640.00
A 2110.1553-90-000	DIFFERENTIALS HORIZ. MOVE, LONG	180,000.00	0.00	180,000.00	0.00	180,000.00	0.00
A 2110.1555-26-000	HIGH IMPACT TUTORING - OREGON	75,626.00	0.00	75,626.00	0.00	0.00	75,626.00
A 2110.1555-27-000	HIGH IMPACT TUTORING - SAXTON	75,626.00	0.00	75,626.00	0.00	0.00	75,626.00
A 2110.1555-28-000	HIGH IMPACT TUTORING - SOUTH OCEAN	109,492.00	0.00	109,492.00	0.00	0.00	109,492.00
A 2110.1555-90-000	HOME TEACHING - SECONDARY	136,500.00	0.00	136,500.00	132,274.00	4,226.00	0.00
A 2110.1560-01-000	LUNCH ROOM SUPERVISION	57,200.00	0.00	57,200.00	42,294.00	14,906.00	0.00
A 2110.1560-02-000	LUNCH ROOM SUPERVISION	51,100.00	0.00	51,100.00	45,156.00	5,944.00	0.00
A 2110.1560-03-000	LUNCH ROOM SUPERVISION	44,800.00	0.00	44,800.00	41,817.00	2,983.00	0.00
A 2110.1560-04-000	LUNCH ROOM SUPERVISION	57,100.00	0.00	57,100.00	43,534.20	13,565.80	0.00
A 2110.1560-05-000	LUNCH ROOM SUPERVISION	57,400.00	0.00	57,400.00	65,285.40	0.00	-7,885.40
A 2110.1560-06-000	LUNCH ROOM SUPERVISION	57,700.00	0.00	57,700.00	46,173.60	11,526.40	0.00
A 2110.1560-07-000	LUNCH ROOM SUPERVISION	48,700.00	0.00	48,700.00	43,852.20	4,847.80	0.00
A 2110.1560-26-000	LUNCH ROOM SUPERVISION	62,600.00	0.00	62,600.00	57,716.89	4,883.11	0.00
A 2110.1560-27-000	LUNCH ROOM SUPERVISION	62,600.00	0.00	62,600.00	60,193.73	2,406.27	0.00
A 2110.1560-28-000	LUNCH ROOM SUPERVISION	61,800.00	0.00	61,800.00	58,759.77	3,040.23	0.00
A 2110.1560-37-000	LUNCH ROOM SUPERVISION	110,500.00	0.00	110,500.00	86,718.60	23,781.40	0.00
A 2110.1620-37-000	NONINSTRUCTIONAL CLERICAL	62,090.00	0.00	62,090.00	36,884.09	15,861.85	9,344.06
A 2110.1660-02-000	LUNCH ROOM MONITORS - BAY	29,286.00	0.00	29,286.00	10,111.90	19,174.10	0.00
A 2110.1660-03-000	LUNCH ROOM MONITORS - CANAAN	19,524.00	0.00	19,524.00	10,201.29	9,322.71	0.00
A 2110.1660-04-000	LUNCH ROOM MONITORS - EAGLE	29,286.00	0.00	29,286.00	18,637.29	10,648.71	0.00
A 2110.1660-05-000	LUNCH ROOM MONITORS - MEDFORD	19,524.00	0.00	19,524.00	11,844.57	7,679.43	0.00
A 2110.1660-28-000	LUNCH ROOM MONITORS - SOUTH OCEAN	9,762.00	0.00	9,762.00	6,478.99	3,283.01	0.00
A 2110.1660-90-000	AIDES	28,146.00	9,000.00	37,146.00	26,464.74	8,245.91	2,435.35
A 2110.1800-90-000	TEACHER AIDES KDG	306,615.00	0.00	306,615.00	188,780.12	117,834.88	0.00

PATCHOGUE-MEDFORD UFSD



Appropriation Status Detail Report By Function From 7/1/2023 To 3/31/2024

Account	Description	Budget	Adjustments	Adj. Budget	Expensed	Encumbered	Available
A 2110.1860-90-000	BILINGUAL AIDES	23,742.00	0.00	23,742.00	13,557.56	10,184.44	0.00
A 2110.1862-90-000	SCIENCE AIDES	193,097.00	0.00	193,097.00	107,853.63	85,243.37	0.00
A 2110.1863-26-000	LAVATORY AIDES - OREGON	45,556.00	0.00	45,556.00	21,370.67	24,185.33	0.00
A 2110.1863-27-000	LAVATORY AIDES - SAXTON	45,556.00	0.00	45,556.00	25,319.38	20,236.62	0.00
A 2110.1863-28-000	LAVATORY AIDES - SOUTH OCEAN	45,556.00	0.00	45,556.00	23,737.97	21,818.03	0.00
A 2110.1863-90-000	LAVATORY AIDES - HIGH SCHOOL	193,613.00	0.00	193,613.00	115,789.52	77,823.48	0.00
A 2110.2000-01-000	EQUIPMENT - BARTON	2,900.00	-2,900.00	0.00	0.00	0.00	0.00
A 2110.2000-04-000	EQUIPMENT - EAGLE	5,500.00	0.00	5,500.00	3,998.00	0.00	1,502.00
A 2110.2000-06-000	EQUIPMENT - RIVER	1,685.00	-24.00	1,661.00	0.00	1,599.99	61.01
A 2110.2000-27-000	EQUIPMENT - SAXTON	6,925.00	-6,080.11	844.89	844.89	0.00	0.00
A 2110.2000-37-000	EQUIPMENT - HIGH SCHOOL	5,000.00	-3,690.35	1,309.65	0.00	0.00	1,309.65
A 2110.2001-90-000	SUPERINTENDENT INITIATIVES - EQUIPMENT	10,000.00	0.00	10,000.00	0.00	0.00	10,000.00
A 2110.4000-01-000	CONTRACTUAL - BARTON	23,121.00	0.00	23,121.00	0.00	23,121.00	0.00
A 2110.4000-02-000	CONTRACTUAL - BAY	23,121.00	0.00	23,121.00	0.00	23,121.00	0.00
A 2110.4000-03-000	CONTRACTUAL - CANAAN	27,064.00	0.00	27,064.00	0.00	27,064.00	0.00
A 2110.4000-04-000	CONTRACTUAL - EAGLE	27,064.00	0.00	27,064.00	0.00	27,064.00	0.00
A 2110.4000-05-000	CONTRACTUAL - MEDFORD	23,121.00	0.00	23,121.00	0.00	23,121.00	0.00
A 2110.4000-06-000	CONTRACTUAL - RIVER	16,055.00	0.00	16,055.00	0.00	16,055.00	0.00
A 2110.4000-07-000	CONTRACTUAL - TREMONT	27,064.00	0.00	27,064.00	0.00	27,064.00	0.00
A 2110.4000-26-000	CONTRACTUAL - OREGON	27,064.00	0.00	27,064.00	0.00	27,064.00	0.00
A 2110.4000-27-000	CONTRACTUAL - SAXTON	23,121.00	0.00	23,121.00	0.00	23,121.00	0.00
A 2110.4000-28-000	CONTRACTUAL - SOUTH OCEAN	27,064.00	0.00	27,064.00	0.00	27,064.00	0.00
A 2110.4000-90-000	CONTRACTUAL	64,480.00	0.00	64,480.00	0.00	0.00	64,480.00
A 2110.4001-90-000	SUPERINTENDENT INITIATIVES - CONTRACTUAL SERVICES	25,300.00	84,500.00	109,800.00	41,875.94	56,814.02	11,110.04
A 2110.4140-90-000	TRAVEL IN DISTRICT	5,500.00	0.00	5,500.00	2,490.04	3,007.27	2.69
A 2110.4301-90-000	TUTORING SERVICES	150,000.00	0.00	150,000.00	46,943.25	38,056.75	65,000.00
A 2110.4490-90-000	DISTRICT WIDE STAFF DEVELOPMENT	8,000.00	0.00	8,000.00	0.00	0.00	8,000.00
A 2110.4500-01-000	SUPPLIES - BARTON	14,543.00	4,662.50	19,205.50	19,029.59	100.00	75.91
A 2110.4500-01-TCH	TEACHERS SUPPLIES - BARTON	5,500.00	0.00	5,500.00	4,740.70	0.00	759.30
A 2110.4500-02-000	SUPPLIES - BAY	8,000.00	0.00	8,000.00	5,340.14	2,655.69	4.17
A 2110.4500-02-TCH	TEACHERS SUPPLIES - BAY	3,800.00	0.00	3,800.00	3,420.77	0.00	379.23
A 2110.4500-03-000	SUPPLIES - CANAAN	25,778.00	-2,952.32	22,825.68	19,279.17	3,274.72	271.79

PATCHOGUE-MEDFORD UFSD



Appropriation Status Detail Report By Function From 7/1/2023 To 3/31/2024

Account	Description	Budget	Adjustments	Adj. Budget	Expensed	Encumbered	Available
A 2110.4500-03-TCH	TEACHERS SUPPLIES - CANAAN	5,300.00	0.00	5,300.00	4,680.00	620.00	0.00
A 2110.4500-04-000	SUPPLIES - EAGLE	20,913.00	2,000.00	22,913.00	21,613.53	100.00	1,199.47
A 2110.4500-04-TCH	TEACHERS SUPPLIES - EAGLE	5,800.00	500.00	6,300.00	5,332.41	0.00	967.59
A 2110.4500-05-000	SUPPLIES - MEDFORD	9,340.00	0.00	9,340.00	7,697.01	236.89	1,406.10
A 2110.4500-05-TCH	TEACHERS SUPPLIES - MEDFORD	5,000.00	-609.00	4,391.00	4,190.87	0.00	200.13
A 2110.4500-06-000	SUPPLIES - RIVER	9,000.00	2,134.00	11,134.00	10,104.81	1,025.00	4.19
A 2110.4500-06-TCH	TEACHERS SUPPLIES - RIVER	3,600.00	-238.91	3,361.09	3,361.09	0.00	0.00
A 2110.4500-07-000	SUPPLIES - TREMONT	8,092.00	856.17	8,948.17	7,507.18	1,384.65	56.34
A 2110.4500-07-TCH	TEACHERS SUPPLIES - TREMONT	3,800.00	-13.90	3,786.10	3,786.10	0.00	0.00
A 2110.4500-26-000	SUPPLIES - OREGON	15,391.00	3,594.24	18,985.24	15,577.04	3,024.47	383.73
A 2110.4500-26-TCH	TEACHERS SUPPLIES - OREGON	7,200.00	-600.00	6,600.00	4,560.27	2,039.73	0.00
A 2110.4500-27-000	SUPPLIES - SAXTON	5,005.00	443.48	5,448.48	4,894.44	250.00	304.04
A 2110.4500-27-TCH	TEACHERS SUPPLIES - SAXTON	6,000.00	0.00	6,000.00	5,238.92	761.08	0.00
A 2110.4500-28-000	SUPPLIES - S. OCEAN	9,500.00	0.00	9,500.00	9,400.00	100.00	0.00
A 2110.4500-28-TCH	TEACHERS SUPPLIES - SOUTH OCEAN	7,000.00	-800.00	6,200.00	4,981.25	1,218.75	0.00
A 2110.4500-37-000	SUPPLIES - HIGH SCHOOL	52,948.00	1,755.50	54,703.50	51,544.48	3,120.88	38.14
A 2110.4500-37-TCH	TEACHERS SUPPLIES - HIGH SCHOOL	23,200.00	-500.00	22,700.00	19,502.81	0.00	3,197.19
A 2110.4500-90-000	SUPPLIES	132,423.00	0.00	132,423.00	76,852.71	738.66	54,831.63
A 2110.4501-90-000	SUPERINTENDENT INITIATIVES - SUPPLIES AND MATERIALS	5,000.00	-3,922.00	1,078.00	187.75	572.70	317.55
A 2110.4700-90-000	FOSTER CHILD TUITION	300,000.00	0.00	300,000.00	0.00	166,008.28	133,991.72
A 2110.4701-90-000	CHARTER SCHOOL	186,000.00	93,576.00	279,576.00	162,827.00	85,685.00	31,064.00
A 2110.4750-01-000	TRAVEL & CONFERENCE - BARTON	476.00	-387.50	88.50	88.50	0.00	0.00
A 2110.4750-02-000	TRAVEL & CONFERENCE - BAY	1,000.00	0.00	1,000.00	0.00	0.00	1,000.00
A 2110.4750-04-000	TRAVEL & CONFERENCE - EAGLE	1,000.00	-1,000.00	0.00	0.00	0.00	0.00
A 2110.4750-06-000	TRAVEL & CONFERENCE - RIVER	600.00	-600.00	0.00	0.00	0.00	0.00
A 2110.4750-26-000	TRAVEL & CONFERENCE - OREGON	800.00	-800.00	0.00	0.00	0.00	0.00
A 2110.4750-28-000	TRAVEL & CONFERENCE - S. OCEAN	1,500.00	-1,505.00	-5.00	-5.00	0.00	0.00
A 2110.4751-90-000	SUPERINTENDENT INITIATIVES - TRAVEL OTHER	5,000.00	-5,000.00	0.00	0.00	0.00	0.00
A 2110.4800-90-000	INSTRUCTIONAL SVCS TEXTBOOKS	400,000.00	-395,827.80	4,172.20	4,165.20	0.00	7.00
A 2110.4900-01-000	BOCES - BARTON	475.00	-475.00	0.00	0.00	0.00	0.00
A 2110.4900-02-000	BOCES - BAY	1,000.00	0.00	1,000.00	0.00	0.00	1,000.00
A 2110.4900-04-000	BOCES - EAGLE	1,000.00	-1,000.00	0.00	0.00	0.00	0.00

PATCHOGUE-MEDFORD UFSD



Appropriation Status Detail Report By Function From 7/1/2023 To 3/31/2024

Account	Description	Budget	Adjustments	Adj. Budget	Expensed	Encumbered	Available
A 2110.4900-05-000	BOCES - MEDFORD	1,000.00	0.00	1,000.00	0.00	359.00	641.00
A 2110.4900-06-000	BOCES - RIVER	600.00	0.00	600.00	0.00	199.00	401.00
A 2110.4900-07-000	BOCES - TREMONT	1,000.00	0.00	1,000.00	0.00	0.00	1,000.00
A 2110.4900-26-000	BOCES - OREGON	600.00	-371.00	229.00	0.00	229.00	0.00
A 2110.4900-27-000	BOCES - SAXTON	0.00	309.00	309.00	0.00	309.00	0.00
A 2110.4900-28-000	BOCES - S. OCEAN	0.00	1,014.00	1,014.00	0.00	1,014.00	0.00
A 2110.4900-90-000	BOCES PAROCHIAL TEXTS	64,255.00	-1,768.00	62,487.00	58,940.76	1,760.19	1,786.05
A 2110.4901-90-000	BOCES TUTORING SERVICES	15,500.00	0.00	15,500.00	9,148.00	852.00	5,500.00
A 2110.4913-90-000	BOCES CULTURAL ARTS	324,148.00	68,245.93	392,393.93	137,405.27	140,085.13	114,903.53
A 2110.4915-90-000	BOCES - STAFF DEVELOPMENT	22,450.00	0.00	22,450.00	8,570.00	5,239.00	8,641.00
A 2110.5010-37-000	HIGH SCHOOL - GRADUATION	13,986.00	7,200.00	21,186.00	721.14	20,284.12	180.74
2110	TEACHING - REGULAR SCHOOL *	63,474,907.00	-712,394.07	62,762,512.93	36,240,561.71	24,736,437.04	1,785,514.18
A 2111.2000-37-000	ART EQUIPMENT-HS	9,200.00	-9,200.00	0.00	0.00	0.00	0.00
A 2111.4140-90-000	TRAVEL IN DISTRICT	1,000.00	-559.00	441.00	190.93	250.07	0.00
A 2111.4500-01-000	ART SUPPLIES-BARTON	2,196.00	-110.48	2,085.52	2,085.52	0.00	0.00
A 2111.4500-02-000	ART SUPPLIES-BAY	1,841.00	-729.36	1,111.64	1,111.64	0.00	0.00
A 2111.4500-03-000	ART SUPPLIES-CANAAN	2,574.00	-940.91	1,633.09	1,633.09	0.00	0.00
A 2111.4500-04-000	ART SUPPLIES-EAGLE	2,718.00	-203.47	2,514.53	2,514.53	0.00	0.00
A 2111.4500-05-000	ART SUPPLIES-MEDFORD	2,246.00	-446.11	1,799.89	1,799.89	0.00	0.00
A 2111.4500-06-000	ART SUPPLIES-RIVER	1,485.00	-882.05	602.95	602.95	0.00	0.00
A 2111.4500-07-000	ART SUPPLIES-TREMONT	2,079.00	-293.14	1,785.86	1,785.86	0.00	0.00
A 2111.4500-26-000	ART SUPPLIES-OREGON	5,050.00	-239.48	4,810.52	4,810.52	0.00	0.00
A 2111.4500-27-000	ART SUPPLIES-SAXTON	5,150.00	-510.17	4,639.83	4,639.83	0.00	0.00
A 2111.4500-28-000	ART SUPPLIES-S.OCEAN	5,350.00	-290.51	5,059.49	5,059.49	0.00	0.00
A 2111.4500-37-000	ART SUPPLIES-HS	37,750.00	7,293.66	45,043.66	42,277.87	1,036.10	1,729.69
A 2111.4690-90-000	EQUIPMENT REPAIR	1,000.00	407.00	1,407.00	1,407.00	0.00	0.00
A 2111.4900-90-000	BOCES - ART DEPARTMENT	1,600.00	-1,600.00	0.00	0.00	0.00	0.00
2111	ART *	81,239.00	-8,304.02	72,934.98	69,919.12	1,286.17	1,729.69
A 2112.4000-90-000	ENGLISH - CONTRACTUAL - SECONDARY	8,250.00	-1,350.00	6,900.00	6,475.25	157.50	267.25
A 2112.4150-90-000	ENGLISH DEPT - TRAVEL & CONFERENCE	4,800.00	-1,100.00	3,700.00	1,330.00	1,557.00	813.00
A 2112.4160-90-000	ENGLISH DEPT - TRAVEL & CONF - ELEM	3,000.00	0.00	3,000.00	225.00	0.00	2,775.00
A 2112.4500-26-000	ENGLISH SUPPLIES-OREGON	4,020.00	-1,822.85	2,197.15	2,197.15	0.00	0.00
A 2112.4500-27-000	ENGLISH SUPPLIES-SAXTON	3,870.00	200.00	4,070.00	4,032.99	0.00	37.01

PATCHOGUE-MEDFORD UFSD



Appropriation Status Detail Report By Function From 7/1/2023 To 3/31/2024

Account	Description	Budget	Adjustments	Adj. Budget	Expensed	Encumbered	Available
A 2112.4500-28-000	ENGLISH SUPPLIES-S.OCEAN	3,900.00	0.00	3,900.00	3,825.25	0.00	74.75
A 2112.4500-37-000	ENGLISH SUPPLIES-HS	12,250.00	-5,700.00	6,550.00	6,488.02	0.00	61.98
A 2112.4510-26-000	ENGLISH SUPPLIES-OREGON - 6TH GRADE	7,325.00	-915.60	6,409.40	6,000.72	408.68	0.00
A 2112.4510-27-000	ENGLISH SUPPLIES-SAXTON - 6TH GRADE	5,810.00	-536.10	5,273.90	4,773.90	500.00	0.00
A 2112.4510-28-000	ENGLISH SUPPLIES-S.OCEAN - 6TH GRADE	6,870.00	-826.50	6,043.50	5,543.50	500.00	0.00
A 2112.4810-26-000	ENGLISH TEXTBOOKS-OREGON - 6TH GRADE	400.00	44,422.00	44,822.00	0.00	0.00	44,822.00
A 2112.4810-27-000	ENGLISH TEXTBOOKS-SAXTON - 6TH GRADE	200.00	46,315.00	46,515.00	0.00	0.00	46,515.00
A 2112.4810-28-000	ENGLISH TEXTBOOKS-S.OCEAN - 6TH GRADE	200.00	47,565.00	47,765.00	0.00	0.00	47,765.00
A 2112.4820-26-000	ENGLISH TEXTBOOKS-OREGON	8,040.00	62,457.95	70,497.95	14,796.03	0.00	55,701.92
A 2112.4820-27-000	ENGLISH TEXTBOOKS-SAXTON	7,060.00	65,323.04	72,383.04	13,883.04	0.00	58,500.00
A 2112.4820-28-000	ENGLISH TEXTBOOKS-S.OCEAN	8,380.00	57,542.54	65,922.54	14,322.54	0.00	51,600.00
A 2112.4820-37-000	ENGLISH TEXTBOOKS-HS	29,594.00	-1,770.98	27,823.02	27,323.22	499.80	0.00
A 2112.4900-90-000	BOCES - ENGLISH SECONDARY	1,000.00	0.00	1,000.00	0.00	475.00	525.00
A 2112.4910-90-000	BOCES - ENGLISH ELEMENTARY	2,200.00	0.00	2,200.00	95.00	374.00	1,731.00
2112	ENGLISH *	117,169.00	309,803.50	426,972.50	111,311.61	4,471.98	311,188.91
A 2113.4150-90-000	HEALTH DEPT. - TRAVEL AND CONFERENCE	500.00	0.00	500.00	0.00	500.00	0.00
A 2113.4500-37-000	HEALTH SUPPLIES	900.00	0.00	900.00	839.17	0.00	60.83
A 2113.4900-90-000	BOCES - HEALTH DEPARTMENT	400.00	0.00	400.00	0.00	0.00	400.00
2113	HEALTH ED *	1,800.00	0.00	1,800.00	839.17	500.00	460.83
A 2114.4500-90-000	SUPPLIES - HIGH SCHOOL	3,500.00	0.00	3,500.00	3,421.72	0.00	78.28
2114	HOME & CAREER *	3,500.00	0.00	3,500.00	3,421.72	0.00	78.28
A 2115.2000-37-000	TECHNOLOGY ED. EQUIPMENT-HS	1,850.00	0.00	1,850.00	1,741.15	0.00	108.85
A 2115.4500-26-000	SUPPLIES - OREGON	8,500.00	-1,500.00	7,000.00	6,391.61	545.78	62.61
A 2115.4500-27-000	SUPPLIES - SAXTON	8,500.00	0.00	8,500.00	7,641.91	0.00	858.09
A 2115.4500-28-000	SUPPLIES - S. OCEAN	8,500.00	4,370.00	12,870.00	6,189.50	6,138.86	541.64
A 2115.4500-37-000	SUPPLIES - HIGH SCHOOL	23,500.00	1,500.00	25,000.00	24,598.23	380.83	20.94
A 2115.4690-90-000	EQUIPMENT REPAIR	2,000.00	-370.00	1,630.00	630.00	0.00	1,000.00
A 2115.4900-90-000	BOCES - TECHNOLOGY ED DEPARTMENT	500.00	0.00	500.00	0.00	260.00	240.00
2115	TECHNOLOGY *	53,350.00	4,000.00	57,350.00	47,192.40	7,325.47	2,832.13
A 2116.4000-90-000	FOR LANGUAGE CONTRACTUAL - DISTRICT WIDE	15,000.00	0.00	15,000.00	13,200.00	0.00	1,800.00
A 2116.4150-90-000	FOR LANGUAGE TRAVEL & CONFERENCE	1,680.00	0.00	1,680.00	734.96	565.04	380.00

PATCHOGUE-MEDFORD UFSD



Appropriation Status Detail Report By Function From 7/1/2023 To 3/31/2024

Account	Description	Budget	Adjustments	Adj. Budget	Expensed	Encumbered	Available
A 2116.4500-26-000	FOR LANGUAGE SUPPLIES-OREGON	200.00	-100.00	100.00	0.00	0.00	100.00
A 2116.4500-27-000	FOR LANGUAGE SUPPLIES-SAXTON	200.00	-200.00	0.00	0.00	0.00	0.00
A 2116.4500-28-000	FOR LANGUAGE SUPPLIES-S.OCEAN	400.00	-400.00	0.00	0.00	0.00	0.00
A 2116.4500-37-000	FOR LANGUAGE SUPPLIES-HS	500.00	-500.00	0.00	0.00	0.00	0.00
A 2116.4820-26-000	FOR LANGUAGE TEXTBOOKS-OREGON	19,230.00	-12,900.00	6,330.00	6,330.00	0.00	0.00
A 2116.4820-27-000	FOR LANGUAGE TEXTBOOKS-SAXTON	19,230.00	-13,710.00	5,520.00	5,520.00	0.00	0.00
A 2116.4820-28-000	FOR LANGUAGE TEXTBOOKS-S.OCEAN	19,230.00	-12,210.00	7,020.00	7,020.00	0.00	0.00
A 2116.4820-37-000	FOR LANGUAGE TEXTBOOKS-HS	5,750.00	304.75	6,054.75	6,054.75	0.00	0.00
A 2116.4900-90-000	BOCES - LOTE DEPARTMENT	1,125.00	0.00	1,125.00	0.00	0.00	1,125.00
2116	FOR LANGUAGE *	82,545.00	-39,715.25	42,829.75	38,859.71	565.04	3,405.00
A 2117.4000-90-000	MATH CONTRACTUAL EXP - SECONDARY	16,200.00	-15,700.00	500.00	500.00	0.00	0.00
A 2117.4010-90-000	MATH CONTRACTUAL EXP - ELEMENTARY	1,200.00	0.00	1,200.00	0.00	0.00	1,200.00
A 2117.4150-90-000	MATH TRAVEL & CONF - SECONDARY	1,000.00	-1,000.00	0.00	0.00	0.00	0.00
A 2117.4160-90-000	MATH TRAVEL & CONF - ELEMENTARY	1,000.00	0.00	1,000.00	0.00	0.00	1,000.00
A 2117.4500-01-000	MATH SUPPLIES-BARTON	1,300.00	888.45	2,188.45	2,092.39	0.00	96.06
A 2117.4500-02-000	MATH SUPPLIES-BAY	1,000.00	0.00	1,000.00	1,000.00	0.00	0.00
A 2117.4500-03-000	MATH SUPPLIES-CANAAN	1,400.00	48.00	1,448.00	1,448.00	0.00	0.00
A 2117.4500-04-000	MATH SUPPLIES-EAGLE	1,400.00	0.00	1,400.00	1,400.00	0.00	0.00
A 2117.4500-05-000	MATH SUPPLIES-MEDFORD	1,200.00	48.00	1,248.00	1,248.00	0.00	0.00
A 2117.4500-06-000	MATH SUPPLIES-RIVER	1,100.00	48.00	1,148.00	1,148.00	0.00	0.00
A 2117.4500-07-000	MATH SUPPLIES-TREMONT	1,500.00	0.00	1,500.00	1,499.99	0.00	0.01
A 2117.4500-26-000	MATH SUPPLIES-OREGON	13,925.00	3,300.00	17,225.00	17,170.42	0.00	54.58
A 2117.4500-27-000	MATH SUPPLIES-SAXTON	13,400.00	3,000.00	16,400.00	16,333.49	0.00	66.51
A 2117.4500-28-000	MATH SUPPLIES-S.OCEAN	14,195.00	2,400.00	16,595.00	16,568.16	0.00	26.84
A 2117.4500-37-000	MATH SUPPLIES-HS	44,705.00	6,750.00	51,455.00	51,436.48	0.00	18.52
A 2117.4510-26-000	MATH SUPPLIES-OREGON - 6TH GRADE	1,800.00	-181.22	1,618.78	1,618.78	0.00	0.00
A 2117.4510-27-000	MATH SUPPLIES-SAXTON - 6TH GRADE	1,800.00	-114.88	1,685.12	1,685.12	0.00	0.00
A 2117.4510-28-000	MATH SUPPLIES-S.OCEAN - 6TH GRADE	2,100.00	-1,279.82	820.18	820.18	0.00	0.00
A 2117.4810-01-000	MATH TEXTBOOKS-BARTON	0.00	68,278.96	68,278.96	0.00	67,742.20	536.76
A 2117.4810-02-000	MATH TEXTBOOKS-BAY	0.00	93,361.80	93,361.80	0.00	93,254.10	107.70
A 2117.4810-03-000	MATH TEXTBOOKS-CANAAN	0.00	111,000.00	111,000.00	0.00	110,522.70	477.30
A 2117.4810-04-000	MATH TEXTBOOKS-EAGLE	0.00	119,000.00	119,000.00	0.00	118,927.50	72.50
A 2117.4810-05-000	MATH TEXTBOOKS-MEDFORD	0.00	99,000.00	99,000.00	0.00	98,462.90	537.10

PATCHOGUE-MEDFORD UFSD



Appropriation Status Detail Report By Function From 7/1/2023 To 3/31/2024

Account	Description	Budget	Adjustments	Adj. Budget	Expensed	Encumbered	Available
A 2117.4810-06-000	MATH TEXTBOOKS-RIVER	0.00	43,154.00	43,154.00	0.00	43,035.25	118.75
A 2117.4810-07-000	MATH TEXTBOOKS-TREMONT	0.00	64,088.70	64,088.70	0.00	0.00	64,088.70
A 2117.4810-26-000	MATH TEXTBOOKS-OREGON 6TH GRADE	6,600.00	0.00	6,600.00	6,252.00	0.00	348.00
A 2117.4810-27-000	MATH TEXTBOOKS-SAXTON 6TH GRADE	6,200.00	-1,136.00	5,064.00	5,064.00	0.00	0.00
A 2117.4810-28-000	MATH TEXTBOOKS-SOUTH OCEAN 6TH GRADE	6,500.00	-44.00	6,456.00	6,456.00	0.00	0.00
A 2117.4820-37-000	MATH TEXTBOOKS-HS	600.00	-600.00	0.00	0.00	0.00	0.00
A 2117.4900-90-000	BOCES - MATH DEPARTMENT - SECONDARY	2,000.00	0.00	2,000.00	200.00	0.00	1,800.00
A 2117.4910-90-000	BOCES - MATH DEPARTMENT - ELEMENTARY	2,375.00	0.00	2,375.00	0.00	2,124.00	251.00
2117	MATH	144,500.00	594,309.99	738,809.99	133,941.01	534,068.65	70,800.33
A 2118.2000-02-000	MUSIC EQUIPMENT-BAY	4,000.00	1,893.80	5,893.80	5,893.80	0.00	0.00
A 2118.2000-03-000	MUSIC EQUIPMENT-CANAAN	7,000.00	-635.13	6,364.87	6,364.87	0.00	0.00
A 2118.2000-05-000	MUSIC EQUIPMENT-MEDFORD	4,000.00	-153.58	3,846.42	3,846.42	0.00	0.00
A 2118.2000-07-000	MUSIC EQUIPMENT-TREMONT	4,000.00	-105.65	3,894.35	3,894.35	0.00	0.00
A 2118.2000-26-000	MUSIC EQUIPMENT-OREGON	9,250.00	-812.15	8,437.85	0.00	8,437.85	0.00
A 2118.2000-27-000	MUSIC EQUIPMENT-SAXTON	1,750.00	4,989.59	6,739.59	6,739.59	0.00	0.00
A 2118.2000-37-000	MUSIC EQUIPMENT-HS	21,300.00	-6,638.45	14,661.55	14,661.55	0.00	0.00
A 2118.4140-90-000	TRAVEL IN DISTRICT	1,500.00	-514.00	986.00	401.15	584.85	0.00
A 2118.4330-90-000	EQUIPMENT RENTAL	5,000.00	-445.00	4,555.00	3,025.00	1,530.00	0.00
A 2118.4500-01-000	MUSIC SUPPLIES-BARTON	2,421.00	-724.84	1,696.16	1,696.16	0.00	0.00
A 2118.4500-02-000	MUSIC SUPPLIES-BAY	1,614.00	2,310.68	3,924.68	1,729.66	2,195.02	0.00
A 2118.4500-03-000	MUSIC SUPPLIES-CANAAN	2,205.00	-43.66	2,161.34	2,092.44	68.90	0.00
A 2118.4500-04-000	MUSIC SUPPLIES-EAGLE	6,183.00	-16.92	6,166.08	6,166.08	0.00	0.00
A 2118.4500-05-000	MUSIC SUPPLIES-MEDFORD	1,875.00	-58.39	1,816.61	1,816.61	0.00	0.00
A 2118.4500-06-000	MUSIC SUPPLIES-RIVER	2,544.00	-812.32	1,731.68	1,731.68	0.00	0.00
A 2118.4500-07-000	MUSIC SUPPLIES-TREMONT	4,648.00	0.00	4,648.00	4,607.12	0.00	40.88
A 2118.4500-26-000	MUSIC SUPPLIES-OREGON	2,700.00	1,309.17	4,009.17	3,918.72	90.45	0.00
A 2118.4500-27-000	MUSIC SUPPLIES-SAXTON	16,525.00	-12.13	16,512.87	16,469.67	43.20	0.00
A 2118.4500-28-000	MUSIC SUPPLIES-S.OCEAN	1,200.00	2,922.45	4,122.45	4,122.45	0.00	0.00
A 2118.4500-37-000	MUSIC SUPPLIES-HS	14,150.00	7,041.58	21,191.58	21,014.69	154.80	22.09
A 2118.4690-90-000	EQUIPMENT REPAIR	40,000.00	1,778.63	41,778.63	33,602.95	8,175.68	0.00
A 2118.4691-90-000	PIANO TUNING & RPR	4,000.00	0.00	4,000.00	1,660.00	2,340.00	0.00

PATCHOGUE-MEDFORD UFSD



Appropriation Status Detail Report By Function From 7/1/2023 To 3/31/2024

Account	Description	Budget	Adjustments	Adj. Budget	Expensed	Encumbered	Available
A 2118.4800-90-000	SUPPL TEXTBOOKS	525.00	-30.37	494.63	494.63	0.00	0.00
A 2118.4810-90-000	ELEMENTARY TEXTBOOKS	8,500.00	-1,686.63	6,813.37	4,679.21	2,134.16	0.00
A 2118.4820-90-000	SEC TEXTBOOKS	13,070.00	-3,483.30	9,586.70	9,586.70	0.00	0.00
A 2118.4900-90-000	BOCES - MUSIC DEPARTMENT	1,000.00	-1,000.00	0.00	0.00	0.00	0.00
2118	MUSIC *	180,960.00	5,073.38	186,033.38	160,215.50	25,754.91	62.97
A 2119.4150-90-000	PHYS. ED. DEPT. TRAVEL & CONFERENCE	1,500.00	900.00	2,400.00	1,270.18	935.94	193.88
A 2119.4500-01-000	PHYS. ED. SUPPLIES - BARTON	1,200.00	-500.00	700.00	664.54	30.18	5.28
A 2119.4500-02-000	PHYS. ED. SUPPLIES - BAY	1,200.00	-500.00	700.00	698.42	0.00	1.58
A 2119.4500-03-000	PHYS. ED. SUPPLIES - CANAAN	1,200.00	997.26	2,197.26	2,174.50	0.00	22.76
A 2119.4500-04-000	PHYS. ED. SUPPLIES - EAGLE	1,200.00	-320.35	879.65	879.65	0.00	0.00
A 2119.4500-05-000	PHYS. ED. SUPPLIES - MEDFORD	1,200.00	-500.00	700.00	696.93	0.00	3.07
A 2119.4500-06-000	PHYS. ED. SUPPLIES - RIVER	1,200.00	-602.05	597.95	597.95	0.00	0.00
A 2119.4500-07-000	PHYS. ED. SUPPLIES - TREMONT	1,200.00	-500.00	700.00	698.67	0.00	1.33
A 2119.4500-26-000	PHYS. ED. SUPPLIES - OREGON	3,000.00	-1,300.00	1,700.00	1,548.70	0.00	151.30
A 2119.4500-27-000	PHYS. ED. SUPPLIES - SAXTON	3,000.00	-1,300.00	1,700.00	1,669.59	0.00	30.41
A 2119.4500-28-000	PHYS. ED. SUPPLIES - S. OCEAN	3,000.00	-1,300.00	1,700.00	1,635.00	0.00	65.00
A 2119.4500-37-000	PHYS. ED. SUPPLIES - HIGH SCHOOL	9,000.00	3,925.14	12,925.14	9,185.09	3,740.05	0.00
A 2119.4900-90-000	BOCES - PHYS ED DEPARTMENT	500.00	-500.00	0.00	0.00	0.00	0.00
2119	PHYS EDUC *	28,400.00	-1,500.00	26,900.00	21,719.22	4,706.17	474.61
A 2120.4150-90-000	READING DEPT. - TRAVEL & CONFERENCE	2,500.00	0.00	2,500.00	395.00	135.00	1,970.00
A 2120.4500-01-000	RDG SUPPLIES - BARTON	13,222.00	-2,822.93	10,399.07	10,120.91	278.16	0.00
A 2120.4500-02-000	RDG SUPPLIES - BAY	10,879.00	-6,682.77	4,196.23	4,196.23	0.00	0.00
A 2120.4500-03-000	RDG SUPPLIES - CANAAN	14,276.00	-4,390.09	9,885.91	9,302.71	0.00	583.20
A 2120.4500-04-000	RDG SUPPLIES - EAGLE	12,923.00	4,854.95	17,777.95	17,764.26	0.00	13.69
A 2120.4500-05-000	RDG SUPPLIES - MEDFORD	12,897.00	7,938.34	20,835.34	20,821.65	0.00	13.69
A 2120.4500-06-000	RDG SUPPLIES - RIVER	10,195.00	4,967.87	15,162.87	15,149.18	0.00	13.69
A 2120.4500-07-000	RDG SUPPLIES - TREMONT	12,077.00	-2,780.74	9,296.26	9,282.57	0.00	13.69
A 2120.4500-26-000	RDG SUPPLIES - OREGON	1,931.00	-1,551.92	379.08	379.08	0.00	0.00
A 2120.4500-27-000	RDG SUPPLIES - SAXTON	1,931.00	-954.90	976.10	976.10	0.00	0.00
A 2120.4500-28-000	RDG SUPPLIES - S.OCEAN	2,315.00	-1,661.08	653.92	653.92	0.00	0.00
A 2120.4500-37-000	RDG SUPPLIES - HIGH SCHOOL	1,033.00	0.00	1,033.00	1,033.00	0.00	0.00
A 2120.4500-90-000	READING SUPPLIES	4,682.00	4,407.47	9,089.47	6,573.08	2,099.01	417.38
A 2120.4810-01-000	TEXTS - RDG./ BARTON	200.00	-200.00	0.00	0.00	0.00	0.00

PATCHOGUE-MEDFORD UFSD



Appropriation Status Detail Report By Function From 7/1/2023 To 3/31/2024

Account	Description	Budget	Adjustments	Adj. Budget	Expensed	Encumbered	Available
A 2120.4810-02-000	TEXTS - RDG./ BAY	100.00	-100.00	0.00	0.00	0.00	0.00
A 2120.4810-03-000	TEXTS - RDG./ CANAAN	200.00	-200.00	0.00	0.00	0.00	0.00
A 2120.4810-04-000	TEXTS - RDG./ EAGLE	200.00	-200.00	0.00	0.00	0.00	0.00
A 2120.4810-05-000	TEXTS - RDG./ MEDFORD	200.00	-200.00	0.00	0.00	0.00	0.00
A 2120.4810-06-000	TEXTS - RDG./ RIVER	100.00	-100.00	0.00	0.00	0.00	0.00
A 2120.4810-07-000	TEXTS - RDG./ TREMONT	400.00	-400.00	0.00	0.00	0.00	0.00
A 2120.4820-26-000	RDG TEXTBOOKS-OREGON	3,000.00	-3,000.00	0.00	0.00	0.00	0.00
A 2120.4820-27-000	RDG TEXTBOOKS-SAXTON	3,000.00	-3,000.00	0.00	0.00	0.00	0.00
A 2120.4820-28-000	RDG TEXTBOOKS-S. OCEAN	3,000.00	-3,000.00	0.00	0.00	0.00	0.00
A 2120.4900-90-000	BOCES - READING DEPARTMENT	2,500.00	0.00	2,500.00	743.00	974.00	783.00
2120	READING *	113,761.00	-9,075.80	104,685.20	97,390.69	3,486.17	3,808.34
A 2121.4000-90-000	CONTRACTUAL - SECONDARY	3,100.00	-3,100.00	0.00	0.00	0.00	0.00
A 2121.4010-90-000	CONTRACTUAL - ELEMENTARY	1,000.00	0.00	1,000.00	0.00	0.00	1,000.00
A 2121.4150-90-000	SCIENCE-TRAVEL & CONF SECONDARY	1,000.00	-1,000.00	0.00	0.00	0.00	0.00
A 2121.4160-90-000	SCIENCE-TRAVEL & CONF ELEMENTARY	1,000.00	-620.00	380.00	0.00	0.00	380.00
A 2121.4500-01-000	SCIENCE SUPPLIES - BARTON	12,575.00	1,800.00	14,375.00	14,375.00	0.00	0.00
A 2121.4500-02-000	SCIENCE SUPPLIES - BAY	9,297.00	-46.48	9,250.52	9,250.52	0.00	0.00
A 2121.4500-03-000	SCIENCE SUPPLIES - CANAAN	12,948.00	-1,681.33	11,266.67	11,266.67	0.00	0.00
A 2121.4500-04-000	SCIENCE SUPPLIES - EAGLE	13,637.00	-281.69	13,355.31	13,355.31	0.00	0.00
A 2121.4500-05-000	SCIENCE SUPPLIES - MEDFORD	10,068.00	2,081.77	12,149.77	12,149.77	0.00	0.00
A 2121.4500-06-000	SCIENCE SUPPLIES - RIVER	8,270.00	-410.00	7,860.00	7,750.09	0.00	109.91
A 2121.4500-07-000	SCIENCE SUPPLIES - TREMONT	9,250.00	0.00	9,250.00	9,250.00	0.00	0.00
A 2121.4500-26-000	SCIENCE SUPPLIES - OREGON	9,000.00	96.70	9,096.70	7,958.07	1,138.63	0.00
A 2121.4500-27-000	SCIENCE SUPPLIES - SAXTON	8,800.00	-247.21	8,552.79	8,549.99	0.00	2.80
A 2121.4500-28-000	SCIENCE SUPPLIES - S. OCEAN	9,300.00	-2,460.33	6,839.67	6,622.97	216.70	0.00
A 2121.4500-37-000	SCIENCE SUPPLIES - HIGH SCHOOL	39,750.00	5,297.56	45,047.56	40,377.68	4,020.85	649.03
A 2121.4510-26-000	SCIENCE SUPPLIES - OREGON - 6TH GRADE	7,815.00	-3,688.49	4,126.51	4,126.12	0.00	0.39
A 2121.4510-27-000	SCIENCE SUPPLIES - SAXTON - 6TH GRADE	5,011.00	-65.51	4,945.49	4,945.49	0.00	0.00
A 2121.4510-28-000	SCIENCE SUPPLIES - S. OCEAN - 6TH GRADE	10,555.00	-2,618.45	7,936.55	7,864.96	0.00	71.59
A 2121.4690-90-000	EQUIPMENT REPAIR	3,500.00	300.00	3,800.00	0.00	3,800.00	0.00
A 2121.4810-26-000	SCIENCE TEXTBOOKS-OREGON - 6TH GRADE	27,414.00	-25,794.00	1,620.00	1,620.00	0.00	0.00

PATCHOGUE-MEDFORD UFSD



Appropriation Status Detail Report By Function From 7/1/2023 To 3/31/2024

Account	Description	Budget	Adjustments	Adj. Budget	Expensed	Encumbered	Available
A 2121.4810-27-000	SCIENCE TEXTBOOKS-SAXTON - 6TH GRADE	26,334.00	-24,714.00	1,620.00	1,620.00	0.00	0.00
A 2121.4810-28-000	SCIENCE TEXTBOOKS-SOUTH OCEAN - 6TH GRADE	27,414.00	-25,254.00	2,160.00	2,160.00	0.00	0.00
A 2121.4820-26-000	SCIENCE TEXTBOOKS-OREGON	4,500.00	-4,500.00	0.00	0.00	0.00	0.00
A 2121.4820-27-000	SCIENCE TEXTBOOKS-SAXTON	3,000.00	-3,000.00	0.00	0.00	0.00	0.00
A 2121.4820-28-000	SCIENCE TEXTBOOKS-S.OCEAN	2,000.00	-2,000.00	0.00	0.00	0.00	0.00
A 2121.4820-37-000	SCIENCE TEXTBOOKS-HS	1,000.00	-1,000.00	0.00	0.00	0.00	0.00
A 2121.4900-90-000	BOCES - SCIENCE - SECONDARY	47,360.00	0.00	47,360.00	4,230.00	39,561.00	3,569.00
A 2121.4910-90-000	BOCES - SCIENCE - ELEMENTARY	2,000.00	-850.00	1,150.00	0.00	150.00	1,000.00
2121	SCIENCE *	316,898.00	-93,755.46	223,142.54	167,472.64	48,887.18	6,782.72
A 2122.4000-37-000	SOCIAL STUDIES - CONTRACTUAL AND OTHER	36,000.00	-33,866.00	2,134.00	1,315.00	661.00	158.00
A 2122.4150-90-000	TRAVEL & CONFERENCE	5,500.00	2,326.00	7,826.00	3,785.14	1,598.35	2,442.51
A 2122.4160-90-000	TRAVEL & CONFERENCE - ELEMENTARY	650.00	0.00	650.00	0.00	0.00	650.00
A 2122.4500-26-000	SOCIAL STUDIES SUPPLIES-OREGON	1,580.00	-1,580.00	0.00	0.00	0.00	0.00
A 2122.4500-27-000	SOCIAL STUDIES SUPPLIES-SAXTON	1,700.00	-914.00	786.00	754.56	0.00	31.44
A 2122.4500-28-000	SOCIAL STUDIES SUPPLIES-S.OCEAN	1,900.00	-1,792.54	107.46	0.00	0.00	107.46
A 2122.4500-37-000	SOCIAL STUDIES SUPPLIES-HS	8,180.00	-1,284.12	6,895.88	6,895.88	0.00	0.00
A 2122.4510-26-000	SOCIAL STUDIES SUPPLIES-OREGON - 6TH GRADE	400.00	-400.00	0.00	0.00	0.00	0.00
A 2122.4510-27-000	SOCIAL STUDIES SUPPLIES-SAXTON - 6TH GRADE	400.00	-400.00	0.00	0.00	0.00	0.00
A 2122.4510-28-000	SOCIAL STUDIES SUPPLIES-S.OCEAN - 6TH GRADE	400.00	-300.01	99.99	97.99	2.00	0.00
A 2122.4810-01-000	SOCIAL STUDIES TEXTBOOKS-BARTON	100.00	-100.00	0.00	0.00	0.00	0.00
A 2122.4810-02-000	SOCIAL STUDIES TEXTBOOKS-BAY	100.00	-100.00	0.00	0.00	0.00	0.00
A 2122.4810-03-000	SOCIAL STUDIES TEXTBOOKS-CANAAN	100.00	-100.00	0.00	0.00	0.00	0.00
A 2122.4810-04-000	SOCIAL STUDIES TEXTBOOKS-EAGLE	100.00	-100.00	0.00	0.00	0.00	0.00
A 2122.4810-05-000	SOCIAL STUDIES TEXTBOOKS-MEDFORD	100.00	-100.00	0.00	0.00	0.00	0.00
A 2122.4810-06-000	SOCIAL STUDIES TEXTBOOKS-RIVER	100.00	-100.00	0.00	0.00	0.00	0.00
A 2122.4810-07-000	SOCIAL STUDIES TEXTBOOKS-TREMONT	100.00	-100.00	0.00	0.00	0.00	0.00
A 2122.4810-26-000	SOCIAL STUDIES TEXTBOOKS-OREGON - 6TH GRADE	100.00	-100.00	0.00	0.00	0.00	0.00
A 2122.4810-27-000	SOCIAL STUDIES TEXTBOOKS-SAXTON - 6TH GRADE	100.00	-100.00	0.00	0.00	0.00	0.00

PATCHOGUE-MEDFORD UFSD



Appropriation Status Detail Report By Function From 7/1/2023 To 3/31/2024

Account	Description	Budget	Adjustments	Adj. Budget	Expensed	Encumbered	Available
A 2122.4810-28-000	SOCIAL STUDIES TEXTBOOKS-S.OCEAN - 6TH GRADE	100.00	-100.00	0.00	0.00	0.00	0.00
A 2122.4820-26-000	SOCIAL STUDIES TEXTBOOKS-OREGON	300.00	-300.00	0.00	0.00	0.00	0.00
A 2122.4820-27-000	SOCIAL STUDIES TEXTBOOKS-SAXTON	300.00	-300.00	0.00	0.00	0.00	0.00
A 2122.4820-28-000	SOCIAL STUDIES TEXTBOOKS-S.OCEAN	300.00	-300.00	0.00	0.00	0.00	0.00
A 2122.4820-37-000	SOCIAL STUDIES TEXTBOOKS - HIGH SCHOOL	5,615.00	20,632.58	26,247.58	26,247.58	0.00	0.00
A 2122.4822-37-000	SOCIAL STUDIES CONSUMABLES-HIGH SCHOOL	9,000.00	2,728.80	11,728.80	11,728.80	0.00	0.00
A 2122.4900-90-000	BOCES - SOCIAL STUDIES SECONDARY	1,000.00	0.00	1,000.00	0.00	800.00	200.00
A 2122.4910-90-000	BOCES - SOCIAL STUDIES ELEMENTARY	5,000.00	0.00	5,000.00	4,059.00	150.00	791.00
2122	SOCIAL STUDIES *	79,225.00	-16,749.29	62,475.71	54,883.95	3,211.35	4,380.41
A 2123.4150-90-000	TRAVEL/CONFERENCE	6,000.00	3,133.45	9,133.45	4,176.59	0.00	4,956.86
A 2123.4500-26-000	SUPPLIES - OREGON	2,000.00	0.00	2,000.00	670.19	0.00	1,329.81
A 2123.4500-27-000	SUPPLIES - SAXTON	2,000.00	-2,000.00	0.00	0.00	0.00	0.00
A 2123.4500-28-000	SUPPLIES - S. OCEAN	2,000.00	-1,233.45	766.55	522.61	0.00	243.94
A 2123.4500-37-000	SUPPLIES - HIGH SCHOOL	8,500.00	-4,000.00	4,500.00	3,978.67	315.00	206.33
A 2123.4820-90-000	TEXTBOOKS	2,100.00	0.00	2,100.00	2,100.00	0.00	0.00
A 2123.4822-90-000	CONSUMABLES	3,800.00	-419.00	3,381.00	3,000.00	0.00	381.00
A 2123.4900-90-000	BOCES - BUSINESS ED DEPARTMENT	500.00	100.00	600.00	295.00	290.00	15.00
2123	BUS EDUC *	26,900.00	-4,419.00	22,481.00	14,743.06	605.00	7,132.94
A 2127.4900-90-000	BOCES ROTC	231,696.00	0.00	231,696.00	46,339.20	185,356.80	0.00
2127	ROTC PROGRAM *	231,696.00	0.00	231,696.00	46,339.20	185,356.80	0.00
A 2128.4000-90-000	ELL/ENL CONTRACTUAL	20,000.00	0.00	20,000.00	97.00	0.00	19,903.00
A 2128.4150-90-000	ELL TRAVEL & CONFERENCE - SECONDARY	7,740.00	-4,416.72	3,323.28	645.23	2,615.27	62.78
A 2128.4160-90-000	DUAL LANGUAGE TRAVEL & CONFERENCE - ELEMENTARY	25,220.00	0.00	25,220.00	16,500.00	549.00	8,171.00
A 2128.4165-90-000	ELEMENTARY ENL TRAVEL & CONFERENCE	12,770.00	0.00	12,770.00	279.00	0.00	12,491.00
A 2128.4500-02-000	DUAL LANGUAGE SUPPLIES - BAY	33,055.00	-575.00	32,480.00	32,388.80	0.00	91.20
A 2128.4500-03-000	DUAL LANGUAGE SUPPLIES - CANAAN	33,055.00	-575.00	32,480.00	32,463.80	0.00	16.20
A 2128.4500-04-000	DUAL LANGUAGE SUPPLIES - EAGLE	33,055.00	-575.00	32,480.00	32,423.80	0.00	56.20
A 2128.4500-05-000	DUAL LANGUAGE SUPPLIES - MEDFORD	33,655.00	-575.00	33,080.00	32,908.80	0.00	171.20
A 2128.4500-26-000	ELL SUPPLIES - OREGON	1,195.00	175.22	1,370.22	1,370.22	0.00	0.00
A 2128.4500-27-000	ELL SUPPLIES - SAXTON	1,515.00	-81.65	1,433.35	1,433.35	0.00	0.00
A 2128.4500-28-000	ELL SUPPLIES - S. OCEAN	1,075.00	-79.70	995.30	995.30	0.00	0.00

PATCHOGUE-MEDFORD UFSD



Appropriation Status Detail Report By Function From 7/1/2023 To 3/31/2024

Account	Description	Budget	Adjustments	Adj. Budget	Expensed	Encumbered	Available	
A 2128.4500-37-000	ELL SUPPLIES - HIGH SCHOOL	8,975.00	2,216.13	11,191.13	10,546.99	600.00	44.14	
A 2128.4500-90-000	ELL SUPPLIES - SECONDARY	8,200.00	100.00	8,300.00	6,996.78	1,287.02	16.20	
A 2128.4505-01-000	ELEMENTARY ENL SUPPLIES - BARTON	3,474.00	-661.00	2,813.00	0.00	0.00	2,813.00	
A 2128.4505-02-000	ELEMENTARY ENL SUPPLIES - BAY	200.00	0.00	200.00	0.00	0.00	200.00	
A 2128.4505-03-000	ELEMENTARY ENL SUPPLIES - CANAAN	500.00	0.00	500.00	0.00	0.00	500.00	
A 2128.4505-04-000	ELEMENTARY ENL SUPPLIES - EAGLE	300.00	0.00	300.00	0.00	0.00	300.00	
A 2128.4505-05-000	ELEMENTARY ENL SUPPLIES - MEDFORD	600.00	0.00	600.00	255.00	0.00	345.00	
A 2128.4505-06-000	ELEMENTARY ENL SUPPLIES - RIVER	3,574.00	-661.00	2,913.00	1,258.06	241.94	1,413.00	
A 2128.4505-07-000	ELEMENTARY ENL SUPPLIES - TREMONT	3,374.00	-661.00	2,713.00	296.57	188.78	2,227.65	
A 2128.4510-90-000	DISTRICTWIDE ENL/DUAL LANG SUPPLIES - ELEMENTARY	3,752.00	0.00	3,752.00	3,752.00	0.00	0.00	
A 2128.4820-26-000	ELL TEXTBOOKS - OREGON	800.00	-31.10	768.90	768.90	0.00	0.00	
A 2128.4820-27-000	ELL TEXTBOOKS - SAXTON	1,025.00	6,790.20	7,815.20	7,815.20	0.00	0.00	
A 2128.4820-28-000	ELL TEXTBOOKS - S. OCEAN	1,670.00	-27.35	1,642.65	1,642.65	0.00	0.00	
A 2128.4820-37-000	ELL TEXTBOOKS - HIGH SCHOOL	7,525.00	-1,870.00	5,655.00	5,655.00	0.00	0.00	
A 2128.4825-01-000	ELEMENTARY ENL TEXTBOOKS - BARTON	2,500.00	-115.00	2,385.00	2,385.00	0.00	0.00	
A 2128.4825-02-000	ELEMENTARY ENL TEXTBOOKS - BAY	2,000.00	-145.00	1,855.00	1,855.00	0.00	0.00	
A 2128.4825-03-000	ELEMENTARY ENL TEXTBOOKS - CANAAN	3,250.00	-600.00	2,650.00	2,650.00	0.00	0.00	
A 2128.4825-04-000	ELEMENTARY ENL TEXTBOOKS - EAGLE	2,750.00	-100.00	2,650.00	2,650.00	0.00	0.00	
A 2128.4825-05-000	ELEMENTARY ENL TEXTBOOKS - MEDFORD	1,750.00	-160.00	1,590.00	1,590.00	0.00	0.00	
A 2128.4825-06-000	ELEMENTARY ENL TEXTBOOKS - RIVER	1,500.00	-510.00	990.00	990.00	0.00	0.00	
A 2128.4825-07-000	ELEMENTARY ENL TEXTBOOKS - TREMONT	1,500.00	-1,500.00	0.00	0.00	0.00	0.00	
A 2128.4900-90-000	BOCES - ELL - SECONDARY	11,000.00	0.00	11,000.00	852.00	1,148.00	9,000.00	
A 2128.4910-90-000	BOCES - DUAL LANGUAGE - ELEMENTARY	4,125.00	0.00	4,125.00	0.00	925.00	3,200.00	
A 2128.4915-90-000	BOCES - ENL - ELEMENTARY	4,125.00	0.00	4,125.00	0.00	320.00	3,805.00	
2128	ENGL AS SEC LANG	*	280,804.00	-4,637.97	276,166.03	203,464.45	7,875.01	64,826.57
21		**	65,217,654.00	22,636.01	65,240,290.01	37,412,275.16	25,564,536.94	2,263,477.91
A 2250.1200-01-000	TEACHERS SALARIES 1-6	867,185.00	-111,500.00	755,685.00	444,680.20	290,105.60	20,899.20	
A 2250.1200-02-000	TEACHERS SALARIES 1-6	47,412.00	0.00	47,412.00	22,440.45	16,905.15	8,066.40	
A 2250.1200-03-000	TEACHERS SALARIES 1-6	504,326.00	0.00	504,326.00	266,800.35	199,586.63	37,939.02	
A 2250.1200-04-000	TEACHERS SALARIES 1-6	764,455.00	-110,000.00	654,455.00	410,230.40	307,306.04	-63,081.44	
A 2250.1200-05-000	TEACHERS SALARIES 1-6	379,161.00	-7,000.00	372,161.00	175,786.90	132,941.60	63,432.50	
A 2250.1200-06-000	TEACHERS SALARIES 1-6	1,051,769.00	12,400.00	1,064,169.00	663,308.71	398,792.38	2,067.91	
A 2250.1200-07-000	TEACHERS SALARIES 1-6	341,519.00	64,300.00	405,819.00	234,230.87	171,524.13	64.00	

PATCHOGUE-MEDFORD UFSD



Appropriation Status Detail Report By Function From 7/1/2023 To 3/31/2024

Account	Description	Budget	Adjustments	Adj. Budget	Expensed	Encumbered	Available
A 2250.1200-90-000	TEACHERS SALARIES 1-6	1,610,257.00	359,300.00	1,969,557.00	1,159,732.63	803,433.25	6,391.12
A 2250.1300-26-000	TEACHERS SALARIES-7-12	932,523.00	-110,000.00	822,523.00	468,432.10	350,594.36	3,496.54
A 2250.1300-27-000	TEACHERS SALARIES-7-12	453,914.00	163,000.00	616,914.00	358,228.21	256,424.37	2,261.42
A 2250.1300-28-000	TEACHERS SALARIES-7-12	633,743.00	-123,600.00	510,143.00	258,691.34	186,720.24	64,731.42
A 2250.1300-37-000	TEACHERS SALARIES-7-12	2,294,465.00	0.00	2,294,465.00	1,321,339.60	944,365.38	28,760.02
A 2250.1300-90-000	TEACHERS SALARIES-7-12	348,014.00	24,000.00	372,014.00	211,167.70	158,960.08	1,886.22
A 2250.1350-90-000	TEACHING ASSISTANTS	1,332,977.00	66,500.00	1,399,477.00	869,984.77	546,437.35	-16,945.12
A 2250.1400-90-000	SUBSTITUTE TEACHING ASSISTANTS	9,000.00	0.00	9,000.00	4,494.30	4,505.70	0.00
A 2250.1402-01-000	CLASSROOM SUPERVISION - TA - BARTON	0.00	500.00	500.00	135.33	0.00	364.67
A 2250.1402-02-000	CLASSROOM SUPERVISION - TA - BAY	0.00	1,000.00	1,000.00	1,198.76	0.00	-198.76
A 2250.1402-03-000	CLASSROOM SUPERVISION - TA - CANAAN	0.00	500.00	500.00	65.33	0.00	434.67
A 2250.1402-04-000	CLASSROOM SUPERVISION - TA - EAGLE	0.00	1,000.00	1,000.00	720.99	0.00	279.01
A 2250.1402-06-000	CLASSROOM SUPERVISION - TA - RIVER	0.00	500.00	500.00	261.34	0.00	238.66
A 2250.1500-90-000	SUPERVISION - PUPIL SERVICES	195,804.00	8,300.00	204,104.00	153,039.95	49,886.40	1,177.65
A 2250.1510-90-000	PUPIL SERVICES (DIRECTORS, CSE CHAIRS)	675,431.00	-8,300.00	667,131.00	338,322.12	217,243.97	111,564.91
A 2250.1545-90-000	ELEM. HOME TEACHING	10,000.00	2,500.00	12,500.00	19,560.50	0.00	-7,060.50
A 2250.1555-90-000	SEC. HOME TEACHING	50,000.00	0.00	50,000.00	50,909.50	0.00	-909.50
A 2250.1620-90-000	CLERICAL CONTRACT	389,736.00	87,000.00	476,736.00	350,117.21	123,006.91	3,611.88
A 2250.1800-90-000	FULL TIME SPECIAL EDUCATION AIDES	2,201,053.00	0.00	2,201,053.00	1,160,359.71	1,040,693.29	0.00
A 2250.1860-90-000	AIDES	1,618,983.00	0.00	1,618,983.00	657,693.84	961,289.16	0.00
A 2250.1860-99-000	CLERICAL SALARIES	109,230.00	0.00	109,230.00	48,603.50	60,626.50	0.00
A 2250.2000-90-000	EQUIPMENT	13,000.00	0.00	13,000.00	2,442.94	0.00	10,557.06
A 2250.2100-90-000	EQUIPMENT - 504 ACCOMODATIONS	13,000.00	0.00	13,000.00	12,511.23	0.00	488.77
A 2250.4140-90-000	TRAVEL IN DISTRICT	3,000.00	-500.00	2,500.00	275.40	349.60	1,875.00
A 2250.4413-90-000	ARBITRATIONS	13,500.00	0.00	13,500.00	1,550.00	0.00	11,950.00
A 2250.4490-89-000	PROF & TECH-PRIVATE SCHOOLS	205,000.00	0.00	205,000.00	46,528.09	80,560.56	77,911.35
A 2250.4490-90-000	PROF & TECH	2,796,540.00	0.00	2,796,540.00	1,124,124.04	1,518,743.73	153,672.23
A 2250.4495-90-000	PROF & TECH - 504 ACCOMODATIONS	297,880.00	0.00	297,880.00	11,089.47	14,115.82	272,674.71
A 2250.4500-01-000	SUPPLIES - INSTRUCTIONAL - BARTON	6,267.00	1,308.15	7,575.15	6,195.23	136.35	1,243.57
A 2250.4500-02-000	SUPPLIES - INSTRUCTIONAL - BAY	2,145.00	0.00	2,145.00	150.00	0.00	1,995.00
A 2250.4500-03-000	SUPPLIES - INSTRUCTIONAL - CANAAN	4,968.00	0.00	4,968.00	2,766.23	90.32	2,111.45
A 2250.4500-04-000	SUPPLIES - INSTRUCTIONAL - EAGLE	4,630.00	0.00	4,630.00	1,682.44	539.70	2,407.86
A 2250.4500-05-000	SUPPLIES - INSTRUCTIONAL - MEDFORD	3,444.00	0.00	3,444.00	609.27	144.20	2,690.53

PATCHOGUE-MEDFORD UFSD



Appropriation Status Detail Report By Function From 7/1/2023 To 3/31/2024

Account	Description	Budget	Adjustments	Adj. Budget	Expensed	Encumbered	Available
A 2250.4500-06-000	SUPPLIES - INSTRUCTIONAL - RIVER	5,533.00	0.00	5,533.00	2,126.35	52.95	3,353.70
A 2250.4500-07-000	SUPPLIES - INSTRUCTIONAL - TREMONT	3,331.00	0.00	3,331.00	1,294.12	92.40	1,944.48
A 2250.4500-26-000	SUPPLIES - INSTRUCTIONAL - OREGON	6,267.00	0.00	6,267.00	3,133.96	30.30	3,102.74
A 2250.4500-27-000	SUPPLIES - INSTRUCTIONAL - SAXTON	4,460.00	0.00	4,460.00	1,685.72	758.41	2,015.87
A 2250.4500-28-000	SUPPLIES - INSTRUCTIONAL - S. OCEAN	4,912.00	0.00	4,912.00	1,673.36	599.47	2,639.17
A 2250.4500-37-000	SUPPLIES - INSTRUCTIONAL - HIGH SCHOOL	18,853.00	0.00	18,853.00	18,197.61	210.64	444.75
A 2250.4500-90-000	SUPPLIES - INSTRUCTIONAL	1,412.00	0.00	1,412.00	1,279.24	100.00	32.76
A 2250.4501-90-000	SUPPLIES - 504 ACCOMODATIONS	5,000.00	425.00	5,425.00	3,130.67	542.13	1,752.20
A 2250.4510-90-000	SUPPLIES - ADMIN	18,000.00	0.00	18,000.00	9,101.66	1,144.50	7,753.84
A 2250.4690-90-000	EQUIPMENT REPAIR	3,826.00	0.00	3,826.00	392.00	243.50	3,190.50
A 2250.4710-90-000	TUITION PUBLIC	335,000.00	0.00	335,000.00	42,740.00	59,388.00	232,872.00
A 2250.4730-90-000	TUITION PRIVATE	1,801,728.00	0.00	1,801,728.00	429,365.88	851,501.54	520,860.58
A 2250.4750-90-000	CONFERENCE & TRAVEL	4,000.00	0.00	4,000.00	2,232.25	1,485.94	281.81
A 2250.4800-90-000	TEXTBOOKS	1,000.00	-449.80	550.20	550.20	0.00	0.00
A 2250.4900-90-000	BOCES SPEC ED TUITION	10,899,369.00	-412,450.00	10,486,919.00	4,829,202.48	4,484,053.11	1,173,663.41
A 2250.4915-90-000	BOCES SPEC ED CONFERENCES	3,100.00	949.80	4,049.80	1,302.09	2,024.00	723.71
2250	STUDENTS WITH DISABILITIES *	33,300,122.00	-90,316.85	33,209,805.15	16,207,868.54	14,238,255.66	2,763,680.95
A 2280.1350-90-000	TEACHING ASSISTANTS - CTE PROGRAM	67,068.00	0.00	67,068.00	25,220.84	9,255.75	32,591.41
A 2280.1500-90-000	INSTRUCTIONAL SALARIES - OCC. ED	569,024.00	31,000.00	600,024.00	342,214.65	257,801.55	7.80
A 2280.2000-90-000	CAREER AND TECH ED - EQUIPMENT	11,750.00	-11,750.00	0.00	0.00	0.00	0.00
A 2280.4000-90-000	CAREER AND TECH ED - CONTRACTUAL	23,000.00	4,750.00	27,750.00	22,335.00	1,937.60	3,477.40
A 2280.4500-90-000	CAREER AND TECH ED - SUPPLIES AND MATERIALS	108,530.00	-3,518.93	105,011.07	72,261.18	15,287.71	17,462.18
A 2280.4800-90-000	CAREER AND TECH ED - TEXTBOOKS	6,750.00	4,860.35	11,610.35	11,432.75	177.60	0.00
A 2280.4900-90-000	BOCES OCC. ED	1,452,850.00	0.00	1,452,850.00	703,545.00	703,865.00	45,440.00
2280	OCCUPATIONAL EDUCATION *	2,238,972.00	25,341.42	2,264,313.42	1,177,009.42	988,325.21	98,978.79
22	**	35,539,094.00	-64,975.43	35,474,118.57	17,384,877.96	15,226,580.87	2,862,659.74
A 2330.1500-90-000	PAYROLL - SUMMER SCHOOL / FLACS	259,101.00	-35,000.00	224,101.00	5,050.24	0.00	219,050.76
A 2330.1615-90-000	NURSE	46,464.00	0.00	46,464.00	6,935.00	0.00	39,529.00
A 2330.1630-90-000	PART TIME CLERICAL	6,000.00	-1,500.00	4,500.00	0.00	0.00	4,500.00
A 2330.1863-90-000	GREETER/LAVATORY AIDE	11,033.00	0.00	11,033.00	5,568.94	0.00	5,464.06
A 2330.4500-90-000	SUPPLIES	8,000.00	0.00	8,000.00	0.00	0.00	8,000.00
2330	TEACHING - SUMMER SCHOOL *	330,598.00	-36,500.00	294,098.00	17,554.18	0.00	276,543.82

PATCHOGUE-MEDFORD UFSD



Appropriation Status Detail Report By Function From 7/1/2023 To 3/31/2024

Account	Description		Budget	Adjustments	Adj. Budget	Expensed	Encumbered	Available
A 2331.1500-43-000	ADULT ED-SUPRV		24,000.00	0.00	24,000.00	23,052.00	948.00	0.00
A 2331.1505-43-000	ADULT ED - INSTRUCTIONAL SALARY		24,000.00	0.00	24,000.00	14,760.00	9,240.00	0.00
A 2331.1620-43-000	ADULT ED SECURITY		8,200.00	0.00	8,200.00	5,063.25	3,136.75	0.00
A 2331.4000-43-000	CONTRACTUAL EXP		96,000.00	36,500.00	132,500.00	71,691.50	43,777.50	17,031.00
A 2331.4500-43-000	SUPPLIES		800.00	0.00	800.00	0.00	0.00	800.00
A 2331.4850-43-000	TEXTS		7,000.00	-7,000.00	0.00	0.00	0.00	0.00
A 2331.4900-90-000	BOCES EQUIVALENT ATTENDANCE		2,500.00	0.00	2,500.00	0.00	0.00	2,500.00
2331	TEACHING - ADULT ED	*	162,500.00	29,500.00	192,000.00	114,566.75	57,102.25	20,331.00
A 2335.1510-90-000	COORDINATOR'S SALARY		16,015.00	0.00	16,015.00	0.00	0.00	16,015.00
A 2335.1550-90-000	TEACHERS SALARY		267,030.00	0.00	267,030.00	0.00	0.00	267,030.00
A 2335.1620-90-000	SECURITY SALARY		10,500.00	0.00	10,500.00	0.00	0.00	10,500.00
A 2335.4500-90-000	SUPPLIES/MATERIALS		1,000.00	0.00	1,000.00	0.00	0.00	1,000.00
2335	ALTERNATIVE HIGH SCHOOL	*	294,545.00	0.00	294,545.00	0.00	0.00	294,545.00
23		**	787,643.00	-7,000.00	780,643.00	132,120.93	57,102.25	591,419.82
A 2610.1200-01-000	TEACHERS SALARIES 1-6		130,070.00	14,500.00	144,570.00	82,236.90	60,882.08	1,451.02
A 2610.1200-02-000	TEACHERS SALARIES 1-6		98,010.00	0.00	98,010.00	53,188.50	39,395.30	5,426.20
A 2610.1200-03-000	TEACHERS SALARIES 1-6		94,993.00	0.00	94,993.00	55,247.35	45,367.65	-5,622.00
A 2610.1200-04-000	TEACHERS SALARIES 1-6		67,732.00	4,000.00	71,732.00	40,393.35	30,429.65	909.00
A 2610.1200-05-000	TEACHERS SALARIES 1-6		95,629.00	1,000.00	96,629.00	55,088.85	41,051.35	488.80
A 2610.1200-06-000	TEACHERS SALARIES 1-6		62,053.00	500.00	62,553.00	35,391.60	26,661.60	499.80
A 2610.1200-07-000	TEACHERS SALARIES 1-6		127,976.00	14,300.00	142,276.00	80,847.45	60,016.33	1,412.22
A 2610.1300-26-000	TEACHERS SALARIES-7-12		152,354.00	-14,300.00	138,054.00	78,397.55	58,734.01	922.44
A 2610.1300-27-000	TEACHERS SALARIES-7-12		110,452.00	0.00	110,452.00	77,783.10	32,668.90	0.00
A 2610.1300-28-000	TEACHERS SALARIES-7-12		104,267.00	0.00	104,267.00	53,521.05	40,319.25	10,426.70
A 2610.1300-37-000	TEACHERS SALARIES-7-12		274,349.00	0.00	274,349.00	156,374.30	114,598.94	3,375.76
A 2610.1865-90-000	LIBRARY AIDES		173,948.00	0.00	173,948.00	99,290.59	74,657.41	0.00
A 2610.4150-90-000	LIBRARY - TRAVEL AND CONFERENCE		1,500.00	-1,400.00	100.00	0.00	100.00	0.00
A 2610.4500-01-000	LIBRARY SUPPLIES - BARTON		1,000.00	0.00	1,000.00	796.97	0.00	203.03
A 2610.4500-02-000	LIBRARY SUPPLIES - BAY		1,000.00	-445.65	554.35	554.35	0.00	0.00
A 2610.4500-03-000	LIBRARY SUPPLIES - CANAAN		1,000.00	0.00	1,000.00	952.33	0.00	47.67
A 2610.4500-04-000	LIBRARY SUPPLIES - EAGLE		1,000.00	0.00	1,000.00	940.32	0.00	59.68
A 2610.4500-05-000	LIBRARY SUPPLIES - MEDFORD		1,000.00	0.00	1,000.00	978.70	0.00	21.30
A 2610.4500-06-000	LIBRARY SUPPLIES - RIVER		1,000.00	0.00	1,000.00	985.92	0.00	14.08

PATCHOGUE-MEDFORD UFSD



Appropriation Status Detail Report By Function From 7/1/2023 To 3/31/2024

Account	Description	Budget	Adjustments	Adj. Budget	Expensed	Encumbered	Available
A 2610.4500-07-000	LIBRARY SUPPLIES - TREMONT	1,000.00	0.00	1,000.00	947.66	0.00	52.34
A 2610.4500-26-000	LIBRARY SUPPLIES - OREGON	1,000.00	0.00	1,000.00	982.37	0.00	17.63
A 2610.4500-27-000	LIBRARY SUPPLIES - SAXTON	1,000.00	50.00	1,050.00	960.13	0.00	89.87
A 2610.4500-28-000	LIBRARY SUPPLIES - S. OCEAN	1,000.00	-183.60	816.40	816.40	0.00	0.00
A 2610.4500-37-000	LIBRARY SUPPLIES - H.S.	2,000.00	1,000.00	3,000.00	2,909.63	0.00	90.37
A 2610.4640-90-000	BOOK PROCESSING	1,600.00	-1,600.00	0.00	0.00	0.00	0.00
A 2610.4760-90-000	MEMBERSHIPS	390.00	0.00	390.00	295.00	0.00	95.00
A 2610.4900-90-000	BOCES LIBRARY RESOURCES	117,726.00	-1,050.00	116,676.00	108,772.52	600.00	7,303.48
A 2610.5200-01-000	LIBRARY BOOKS/REF/PERIODICALS - BARTON	4,800.00	-195.09	4,604.91	4,604.91	0.00	0.00
A 2610.5200-02-000	LIBRARY BOOKS/REF/PERIODICALS - BAY	4,000.00	-198.07	3,801.93	3,801.93	0.00	0.00
A 2610.5200-03-000	LIBRARY BOOKS/REF/PERIODICALS - CANAAN	5,700.00	-294.54	5,405.46	5,405.46	0.00	0.00
A 2610.5200-04-000	LIBRARY BOOKS/REF/PERIODICALS - EAGLE	6,000.00	0.00	6,000.00	6,000.00	0.00	0.00
A 2610.5200-05-000	LIBRARY BOOKS/REF/PERIODICALS - MEDFOR	5,000.00	-255.10	4,744.90	4,744.90	0.00	0.00
A 2610.5200-06-000	LIBRARY BOOKS/REF/PERIODICALS - RIVER	3,300.00	-163.17	3,136.83	3,136.83	0.00	0.00
A 2610.5200-07-000	LIBRARY BOOKS/REF/PERIODICALS - TREMON	4,600.00	-96.46	4,503.54	4,503.54	0.00	0.00
A 2610.5200-26-000	LIBRARY BOOKS/REF/PERIODICALS - OREGON	5,900.00	0.00	5,900.00	5,590.73	0.00	309.27
A 2610.5200-27-000	LIBRARY BOOKS/REF/PERIODICALS - SAXTON	5,000.00	0.00	5,000.00	4,998.82	0.00	1.18
A 2610.5200-28-000	LIBRARY BOOKS/REF/PERIODICALS - S. OCE	6,000.00	0.00	6,000.00	5,995.46	0.00	4.54
A 2610.5200-37-000	LIBRARY BOOKS/REF/PERIODICALS - H.S.	13,000.00	0.00	13,000.00	12,930.25	0.00	69.75
A 2610.5200-89-000	LIBRARY BOOKS - PAROCHIAL SCHOOLS	1,500.00	0.00	1,500.00	0.00	0.00	1,500.00
2610	SCHOOL LIBRARY	1,689,849.00	15,168.32	1,705,017.32	1,050,365.72	625,482.47	29,169.13
A 2611.1600-90-000	AV TECHNICIAN	112,562.00	0.00	112,562.00	83,885.97	16,576.61	12,099.42
A 2611.4000-90-000	CONTRACT SERVICES - AUDIO VISUAL	6,000.00	0.00	6,000.00	0.00	0.00	6,000.00
A 2611.4140-90-000	TRAVEL IN DISTRICT	400.00	0.00	400.00	0.00	0.00	400.00
A 2611.4500-90-000	SUPPLIES	24,500.00	0.00	24,500.00	10,022.79	11,275.34	3,201.87
A 2611.4690-90-000	EQUIPMENT REPAIR	2,000.00	0.00	2,000.00	0.00	0.00	2,000.00
2611	SCHOOL AUDIO-VISUAL	145,462.00	0.00	145,462.00	93,908.76	27,851.95	23,701.29

PATCHOGUE-MEDFORD UFSD



Appropriation Status Detail Report By Function From 7/1/2023 To 3/31/2024

Account	Description	Budget	Adjustments	Adj. Budget	Expensed	Encumbered	Available
A 2612.4500-90-000	SUPPLIES	3,000.00	0.00	3,000.00	0.00	397.96	2,602.04
2612	CURRIC MATERIAL CENTER *	3,000.00	0.00	3,000.00	0.00	397.96	2,602.04
A 2630.1505-90-000	COMPUTER NETWORK ADMINISTRATORS	294,229.00	0.00	294,229.00	180,795.29	71,572.76	41,860.95
A 2630.1650-90-000	TECHNICAL SUPPORT SALARIES	861,313.00	0.00	861,313.00	485,765.52	166,019.59	209,527.89
A 2630.1860-90-000	COMPUTER AIDES	0.00	0.00	0.00	0.00	0.00	0.00
A 2630.2022-90-000	COMPUTER HARDWARE AID	809,000.00	34,144.12	843,144.12	726,448.55	105,800.99	10,894.58
A 2630.4140-90-000	TRAVEL IN DISTRICT	3,500.00	0.00	3,500.00	580.36	1,412.52	1,507.12
A 2630.4450-90-000	COMPUTER HARDWARE REPAIR	175,000.00	0.00	175,000.00	159,339.25	7,459.28	8,201.47
A 2630.4490-90-000	STAFF DEVELOPMENT-TECH	2,500.00	0.00	2,500.00	0.00	0.00	2,500.00
A 2630.4500-01-000	COMPUTER SUPPLIES - BARTON	1,220.00	0.00	1,220.00	217.08	0.00	1,002.92
A 2630.4500-02-000	COMPUTER SUPPLIES - BAY	1,023.00	0.00	1,023.00	374.00	187.00	462.00
A 2630.4500-03-000	COMPUTER SUPPLIES - CANAAN	1,430.00	0.00	1,430.00	41.96	0.00	1,388.04
A 2630.4500-04-000	COMPUTER SUPPLIES - EAGLE	1,510.00	0.00	1,510.00	0.00	0.00	1,510.00
A 2630.4500-05-000	COMPUTER SUPPLIES - MEDFORD	1,248.00	0.00	1,248.00	226.21	0.00	1,021.79
A 2630.4500-06-000	COMPUTER SUPPLIES - RIVER	825.00	0.00	825.00	61.22	0.00	763.78
A 2630.4500-07-000	COMPUTER SUPPLIES - TREMONT	1,155.00	0.00	1,155.00	434.67	0.00	720.33
A 2630.4500-26-000	COMPUTER SUPPLIES - OREGON	1,475.00	0.00	1,475.00	111.73	0.00	1,363.27
A 2630.4500-27-000	COMPUTER SUPPLIES - SAXTON	1,245.00	0.00	1,245.00	847.63	13.98	383.39
A 2630.4500-28-000	COMPUTER SUPPLIES - S. OCEAN	1,495.00	0.00	1,495.00	311.79	1,144.81	38.40
A 2630.4500-37-000	COMPUTER SUPPLIES - H.S.	6,135.00	0.00	6,135.00	543.48	5,568.00	23.52
A 2630.4500-90-000	COMPUTER SUPPLIES	102,800.00	1,885.96	104,685.96	50,749.29	52,695.00	1,241.67
A 2630.4630-90-000	COMPUTER SOFTWARE AID - ELEMENTARY	85,750.00	4,283.00	90,033.00	51,871.96	0.00	38,161.04
A 2630.4640-90-000	COMPUTER SOFTWARE AID - SECONDARY	95,950.00	3,529.00	99,479.00	73,379.55	1,000.00	25,099.45
A 2630.4650-90-000	COMPUTER SOFTWARE AID - DISTRICTWIDE	248,500.00	2,250.00	250,750.00	208,754.96	37,652.17	4,342.87
A 2630.4750-90-000	TRAVEL & CONFERENCE	2,500.00	0.00	2,500.00	0.00	875.00	1,625.00
A 2630.4910-90-000	BOCES INTERNET ACCESS	60,000.00	0.00	60,000.00	33,922.57	24,195.43	1,882.00
2630	COMPUTER ASSISTED INSTRUCTION *	2,759,803.00	46,092.08	2,805,895.08	1,974,777.07	475,596.53	355,521.48
26	**	4,598,114.00	61,260.40	4,659,374.40	3,119,051.55	1,129,328.91	410,993.94
A 2805.1500-90-000	ATTENDANCE COUNSELOR	117,336.00	0.00	117,336.00	66,627.75	50,708.25	0.00
A 2805.1620-90-000	NON-INSTRUCTIONAL SALARIES	198,502.00	0.00	198,502.00	80,675.51	30,339.56	87,486.93
A 2805.1861-90-000	AIDES - REGISTRATION/ATTENDANCE	55,800.00	0.00	55,800.00	39,807.00	15,993.00	0.00
A 2805.4140-90-000	TRAVEL IN DISTRICT	400.00	0.00	400.00	47.81	52.19	300.00
A 2805.4500-90-000	SUPPLIES	1,957.00	114.46	2,071.46	996.52	528.77	546.17

PATCHOGUE-MEDFORD UFSD



Appropriation Status Detail Report By Function From 7/1/2023 To 3/31/2024

Account	Description	Budget	Adjustments	Adj. Budget	Expensed	Encumbered	Available
A 2805.4690-90-000	EQUIPMENT REPAIR	250.00	0.00	250.00	0.00	0.00	250.00
2805	ATTENDANCE - REGULAR SCHOOL *	374,245.00	114.46	374,359.46	188,154.59	97,621.77	88,583.10
A 2810.1500-26-000	GUIDANCE SALARIES	261,150.00	4,000.00	265,150.00	168,271.50	95,377.73	1,500.77
A 2810.1500-27-000	GUIDANCE SALARIES	156,450.00	3,000.00	159,450.00	90,723.75	68,345.25	381.00
A 2810.1500-28-000	GUIDANCE SALARIES	227,424.00	0.00	227,424.00	129,709.35	96,592.15	1,122.50
A 2810.1500-37-000	GUIDANCE SALARIES	1,099,542.00	43,900.00	1,143,442.00	684,641.45	442,208.83	16,591.72
A 2810.1501-90-000	GUIDANCE/EXTRA	4,000.00	0.00	4,000.00	0.00	4,000.00	0.00
A 2810.1502-90-000	EXAM PROCTOR (PSAT, SAT, ETC.)	4,000.00	0.00	4,000.00	3,975.00	25.00	0.00
A 2810.1505-90-000	SUMMER HOURS	54,000.00	0.00	54,000.00	47,571.84	6,428.16	0.00
A 2810.1620-26-000	CLERICAL CONTRACT	47,855.00	500.00	48,355.00	36,106.20	12,452.56	-203.76
A 2810.1620-27-000	CLERICAL CONTRACT	46,405.00	0.00	46,405.00	34,931.76	13,139.24	-1,666.00
A 2810.1620-28-000	CLERICAL CONTRACT	45,609.00	0.00	45,609.00	23,677.18	11,646.97	10,284.85
A 2810.1620-37-000	CLERICAL CONTRACT	179,288.00	0.00	179,288.00	133,319.80	51,028.06	-5,059.86
A 2810.4000-90-000	AP/PSAT TESTING	122,250.00	0.00	122,250.00	1,367.28	101,000.00	19,882.72
A 2810.4150-90-000	TRAVEL AND CONFERENCE	500.00	365.00	865.00	565.00	300.00	0.00
A 2810.4500-26-000	SUPPLIES & SOFTWARE - OREGON	600.00	0.00	600.00	574.76	0.00	25.24
A 2810.4500-27-000	SUPPLIES & SOFTWARE - SAXTON	600.00	0.00	600.00	518.43	0.00	81.57
A 2810.4500-28-000	SUPPLIES & SOFTWARE - S. OCEAN	600.00	0.00	600.00	574.92	0.00	25.08
A 2810.4500-37-000	SUPPLIES & SOFTWARE - HIGH SCHOOL	2,963.00	0.00	2,963.00	2,957.47	0.00	5.53
A 2810.4500-90-000	SUPPLIES & SOFTWARE	3,000.00	-365.00	2,635.00	2,446.07	0.00	188.93
A 2810.4793-90-000	COLLEGE NIGHT/CAREER DAY	8,000.00	0.00	8,000.00	3,188.45	0.00	4,811.55
A 2810.4795-90-000	MSA & COLLEGE BOARDS	500.00	0.00	500.00	400.00	0.00	100.00
2810	GUIDANCE - REGULAR SCHOOL *	2,264,736.00	51,400.00	2,316,136.00	1,365,520.21	902,543.95	48,071.84
A 2815.1615-01-000	NURSES	54,998.00	1,000.00	55,998.00	39,104.15	16,393.61	500.24
A 2815.1615-02-000	NURSES	53,434.00	1,000.00	54,434.00	29,487.47	23,041.67	1,904.86
A 2815.1615-03-000	NURSES	52,242.00	-7,000.00	45,242.00	27,908.98	15,451.88	1,881.14
A 2815.1615-04-000	NURSES	50,720.00	1,000.00	51,720.00	30,671.20	21,048.80	0.00
A 2815.1615-05-000	NURSES	50,720.00	500.00	51,220.00	36,218.30	15,001.70	0.00
A 2815.1615-06-000	NURSES	50,721.00	500.00	51,221.00	14,749.53	14,140.10	22,331.37
A 2815.1615-07-000	NURSES	73,224.00	3,500.00	76,724.00	43,912.70	31,943.34	867.96
A 2815.1615-26-000	NURSES	55,426.00	500.00	55,926.00	32,111.75	23,814.25	0.00
A 2815.1615-27-000	NURSES	64,350.00	-2,000.00	62,350.00	33,155.27	25,264.70	3,930.03
A 2815.1615-28-000	NURSES	58,801.00	0.00	58,801.00	33,536.70	25,264.30	0.00

PATCHOGUE-MEDFORD UFSD



Appropriation Status Detail Report By Function From 7/1/2023 To 3/31/2024

Account	Description	Budget	Adjustments	Adj. Budget	Expensed	Encumbered	Available
A 2815.1615-37-000	NURSES	144,820.00	1,000.00	145,820.00	83,596.90	61,462.58	760.52
A 2815.1615-89-000	NURSES	71,518.00	0.00	71,518.00	40,598.18	30,919.82	0.00
A 2815.1615-90-000	NURSES	150,032.00	0.00	150,032.00	99,798.83	19,027.92	31,205.25
A 2815.1860-89-000	HEALTH AIDES	294,990.00	0.00	294,990.00	231,488.93	63,501.07	0.00
A 2815.4140-90-000	TRAVEL IN DISTRICT	402.00	0.00	402.00	0.00	0.00	402.00
A 2815.4497-90-000	HEALTH SVC CONTRACTS	169,950.00	0.00	169,950.00	91,526.73	60,766.51	17,656.76
A 2815.4498-90-000	MEDICAL EXAM	52,530.00	0.00	52,530.00	34,425.00	11,475.00	6,630.00
A 2815.4500-01-000	SUPPLIES - BARTON	2,046.00	0.00	2,046.00	1,093.80	47.78	904.42
A 2815.4500-02-000	SUPPLIES - BAY	1,746.00	0.00	1,746.00	1,009.08	87.41	649.51
A 2815.4500-03-000	SUPPLIES - CANAAN	2,221.00	0.00	2,221.00	1,315.06	0.00	905.94
A 2815.4500-04-000	SUPPLIES - EAGLE	2,581.00	0.00	2,581.00	1,314.39	0.00	1,266.61
A 2815.4500-05-000	SUPPLIES - MEDFORD	1,930.00	0.00	1,930.00	809.96	0.00	1,120.04
A 2815.4500-06-000	SUPPLIES - RIVER	1,280.00	0.00	1,280.00	721.40	177.58	381.02
A 2815.4500-07-000	SUPPLIES - TREMONT	1,990.00	0.00	1,990.00	1,434.01	0.00	555.99
A 2815.4500-26-000	SUPPLIES - OREGON	2,834.00	-250.00	2,584.00	2,053.00	58.69	472.31
A 2815.4500-27-000	SUPPLIES - SAXTON	2,374.00	0.00	2,374.00	2,019.89	160.07	194.04
A 2815.4500-28-000	SUPPLIES - S. OCEAN	2,872.00	0.00	2,872.00	2,845.67	0.00	26.33
A 2815.4500-37-000	SUPPLIES - HIGH SCHOOL	11,709.00	-1,700.00	10,009.00	9,917.41	0.00	91.59
A 2815.4690-90-000	EQUIPMENT REPAIR	2,431.00	0.00	2,431.00	1,335.00	0.00	1,096.00
A 2815.4900-90-000	BOCES	1,425.00	0.00	1,425.00	0.00	0.00	1,425.00
2815	HEALTH SERVICES - REGULAR SCHOOL *	1,486,317.00	-1,950.00	1,484,367.00	928,159.29	459,048.78	97,158.93
A 2820.1500-90-000	PSYCHOLOGISTS	1,414,370.00	-114,000.00	1,300,370.00	729,638.62	469,361.81	101,369.57
A 2820.4140-90-000	TRAVEL IN DISTRICT	2,000.00	0.00	2,000.00	154.93	270.07	1,575.00
A 2820.4150-90-000	TRAVEL AND CONFERENCE	1,500.00	0.00	1,500.00	509.02	529.00	461.98
A 2820.4499-90-000	PSYCHOLOGICAL TESTING	25,000.00	-1,308.15	23,691.85	7,690.00	0.00	16,001.85
A 2820.4500-01-000	PSYCH SUPPLIES - BARTON	2,578.00	0.00	2,578.00	646.50	1,620.78	310.72
A 2820.4500-02-000	PSYCH SUPPLIES - BAY	882.00	0.00	882.00	0.00	300.00	582.00
A 2820.4500-03-000	PSYCH SUPPLIES - CANAAN	2,043.00	0.00	2,043.00	950.40	893.56	199.04
A 2820.4500-04-000	PSYCH SUPPLIES - EAGLE	1,904.00	0.00	1,904.00	0.00	1,826.95	77.05
A 2820.4500-05-000	PSYCH SUPPLIES - MEDFORD	1,416.00	0.00	1,416.00	0.00	300.00	1,116.00
A 2820.4500-06-000	PSYCH SUPPLIES - RIVER	2,276.00	0.00	2,276.00	1,627.86	453.35	194.79
A 2820.4500-07-000	PSYCH SUPPLIES - TREMONT	1,370.00	0.00	1,370.00	0.00	300.00	1,070.00
A 2820.4500-26-000	PSYCH SUPPLIES - OREGON	2,577.00	0.00	2,577.00	600.60	600.00	1,376.40

PATCHOGUE-MEDFORD UFSD



Appropriation Status Detail Report By Function From 7/1/2023 To 3/31/2024

Account	Description	Budget	Adjustments	Adj. Budget	Expensed	Encumbered	Available
A 2820.4500-27-000	PSYCH SUPPLIES - SAXTON	1,834.00	0.00	1,834.00	0.00	300.00	1,534.00
A 2820.4500-28-000	PSYCH SUPPLIES - S. OCEAN	2,020.00	0.00	2,020.00	0.00	300.00	1,720.00
A 2820.4500-37-000	PSYCH SUPPLIES - HIGH SCHOOL	7,755.00	0.00	7,755.00	0.00	2,485.19	5,269.81
A 2820.4500-90-000	SUPPLIES	587.00	0.00	587.00	28.49	0.00	558.51
2820	PSYCHOLOGICAL SVCS	1,470,112.00	-115,308.15	1,354,803.85	741,846.42	479,540.71	133,416.72
A 2830.1300-90-000	INSTRUCTIONAL SALARIES	1,327,833.00	-20,000.00	1,307,833.00	763,255.12	540,360.40	4,217.48
A 2830.4900-90-000	STUDENT ASSIST SERV-BOCES	131,250.00	0.00	131,250.00	75,900.00	50,600.00	4,750.00
2830	SOCIAL WORK SVCS	1,459,083.00	-20,000.00	1,439,083.00	839,155.12	590,960.40	8,967.48
A 2850.1502-01-000	COCURRICULAR STIPENDS/BARTON	15,792.00	0.00	15,792.00	2,393.81	13,398.19	0.00
A 2850.1502-02-000	COCURRICULAR STIPENDS/BAY	19,000.00	0.00	19,000.00	10,664.00	8,336.00	0.00
A 2850.1502-03-000	COCURRICULAR STIPENDS/CANAAN	12,558.00	8,250.00	20,808.00	2,429.50	14,928.50	3,450.00
A 2850.1502-04-000	COCURRICULAR STIPENDS/EAGLE	11,000.00	0.00	11,000.00	2,629.02	8,370.98	0.00
A 2850.1502-05-000	COCURRICULAR STIPENDS/MEDFORD	15,000.00	500.00	15,500.00	5,364.25	9,635.75	500.00
A 2850.1502-06-000	COCURRICULAR STIPENDS/RIVER	12,150.00	0.00	12,150.00	6,676.50	5,473.50	0.00
A 2850.1502-07-000	COCURRICULAR STIPENDS/TREMONT	14,500.00	900.00	15,400.00	494.50	14,905.50	0.00
A 2850.1502-26-000	COCURRICULAR STIPENDS/OREGON	41,977.00	0.00	41,977.00	4,622.50	37,354.50	0.00
A 2850.1502-27-000	COCURRICULAR STIPENDS/SAXTON	40,695.00	0.00	40,695.00	9,439.00	31,256.00	0.00
A 2850.1502-28-000	COCURRICULAR STIPENDS/SO OCEAN	41,000.00	0.00	41,000.00	2,561.00	38,439.00	0.00
A 2850.1502-37-000	COCURRICULAR STIPENDS/HS	137,779.00	1,290.00	139,069.00	33,450.18	105,618.82	0.00
A 2850.1502-40-000	COCURRICULAR STIPENDS/MUSIC/ART - DISTRICTWIDE	113,833.00	0.00	113,833.00	45,104.00	68,729.00	0.00
A 2850.1502-90-000	COCURRICULAR STIPENDS/DISTRICT WIDE	0.00	1,500.00	1,500.00	0.00	0.00	1,500.00
A 2850.1522-26-000	COCURRICULAR STIPENDS/MUSIC/ART - OREGON	2,795.00	0.00	2,795.00	0.00	0.00	2,795.00
A 2850.1522-27-000	COCURRICULAR STIPENDS/MUSIC/ART - SAXTON	2,795.00	0.00	2,795.00	0.00	0.00	2,795.00
A 2850.1522-28-000	COCURRICULAR STIPENDS/MUSIC/ART - S. OCEAN	2,795.00	0.00	2,795.00	0.00	0.00	2,795.00
A 2850.1522-37-000	COCURRICULAR STIPENDS/MUSIC/ART - HIGH SCHOOL	67,532.00	0.00	67,532.00	41,279.98	26,252.02	0.00
A 2850.4000-28-000	COCURRIC/GRADUATION-CONTRACTUAL-SO	500.00	-500.00	0.00	0.00	0.00	0.00
A 2850.4000-37-000	CONTRACTUAL-HIGH SCHOOL	6,750.00	0.00	6,750.00	6,000.00	0.00	750.00
A 2850.4000-90-000	ROBOTICS CONTRACTUAL	30,000.00	0.00	30,000.00	0.00	0.00	30,000.00
A 2850.4160-90-000	TRAVEL & EVENT FEES	37,275.00	-21,591.80	15,683.20	9,280.15	89.78	6,313.27

PATCHOGUE-MEDFORD UFSD



Appropriation Status Detail Report By Function From 7/1/2023 To 3/31/2024

Account	Description	Budget	Adjustments	Adj. Budget	Expensed	Encumbered	Available
A 2850.4500-01-000	SUPPLIES - BARTON	500.00	-500.00	0.00	0.00	0.00	0.00
A 2850.4500-02-000	SUPPLIES - BAY	500.00	0.00	500.00	361.28	0.00	138.72
A 2850.4500-03-000	SUPPLIES - CANAAN	1,442.00	139.94	1,581.94	1,041.22	0.00	540.72
A 2850.4500-04-000	SUPPLIES - EAGLE	4,500.00	0.00	4,500.00	2,536.04	1,295.47	668.49
A 2850.4500-05-000	SUPPLIES - MEDFORD	1,563.00	0.00	1,563.00	970.03	334.95	258.02
A 2850.4500-06-000	SUPPLIES - RIVER	500.00	0.00	500.00	495.29	0.00	4.71
A 2850.4500-07-000	SUPPLIES - TREMONT	900.00	-900.00	0.00	0.00	0.00	0.00
A 2850.4500-26-000	SUPPLIES - OREGON	750.00	-750.00	0.00	0.00	0.00	0.00
A 2850.4500-27-000	SUPPLIES - SAXTON	750.00	-199.00	551.00	238.00	303.48	9.52
A 2850.4500-28-000	SUPPLIES - SO. OCEAN	3,500.00	4,473.00	7,973.00	6,400.24	1,572.25	0.51
A 2850.4500-37-000	SUPPLIES - HIGH SCHOOL	7,250.00	0.00	7,250.00	0.00	0.00	7,250.00
A 2850.4500-90-000	SUPPLIES-MUSIC/ART CO-CURRICULAR	34,520.00	1,632.97	36,152.97	22,644.31	2,173.62	11,335.04
A 2850.4550-90-000	ROBOTICS SUPPLIES	3,220.00	0.00	3,220.00	0.00	0.00	3,220.00
A 2850.4760-90-000	MEMBERSHIPS	5,750.00	0.00	5,750.00	3,415.99	283.75	2,050.26
2850	CO-CURRIC ACTIVITIES *	691,371.00	-5,754.89	685,616.11	220,490.79	388,751.06	76,374.26
A 2855.1502-26-000	COACHING STIPENDS - OREGON	110,889.00	0.00	110,889.00	68,160.48	42,728.52	0.00
A 2855.1502-27-000	COACHING STIPENDS - SAXTON	90,242.00	0.00	90,242.00	58,672.40	31,569.60	0.00
A 2855.1502-28-000	COACHING STIPENDS - S. OCEAN	90,122.00	0.00	90,122.00	49,248.27	40,873.73	0.00
A 2855.1502-90-000	COACHING STIPENDS - HIGH SCHOOL	610,911.00	7,122.00	618,033.00	477,344.93	139,988.07	700.00
A 2855.1540-26-000	ATHLETIC EVENTS - CHAPERONES - OREGON	10,000.00	0.00	10,000.00	4,980.25	5,019.75	0.00
A 2855.1540-27-000	ATHLETIC EVENTS - CHAPERONES - SAXTON	10,500.00	0.00	10,500.00	9,087.75	1,412.25	0.00
A 2855.1540-28-000	ATHLETIC EVENTS - CHAPERONES - S. OCEAN	9,000.00	0.00	9,000.00	4,934.00	4,066.00	0.00
A 2855.1540-90-000	ATHLETIC EVENTS - CHAPERONES - HIGH SCHOOL	69,000.00	0.00	69,000.00	73,404.75	0.00	-4,404.75
A 2855.1610-26-000	SECURITY - OREGON	1,000.00	-1,000.00	0.00	0.00	0.00	0.00
A 2855.1610-28-000	SECURITY - S. OCEAN	1,000.00	-1,000.00	0.00	0.00	0.00	0.00
A 2855.1610-37-000	SECURITY - HIGH SCHOOL	1,000.00	-1,000.00	0.00	0.00	0.00	0.00
A 2855.1610-90-000	SECURITY	50,000.00	0.00	50,000.00	39,463.30	10,536.70	0.00
A 2855.2000-27-000	EQUIPMENT - SAXTON	35,882.00	-6,362.15	29,519.85	0.00	29,519.85	0.00
A 2855.2000-37-000	EQUIPMENT - HIGH SCHOOL	21,500.00	-5,083.00	16,417.00	16,417.00	0.00	0.00
A 2855.4160-90-000	TRAVEL/FEES	21,500.00	0.00	21,500.00	5,484.00	1,650.00	14,366.00
A 2855.4490-90-000	OFFICIAL'S FEES	113,000.00	3,000.00	116,000.00	112,643.38	0.00	3,356.62

PATCHOGUE-MEDFORD UFSD



Appropriation Status Detail Report By Function From 7/1/2023 To 3/31/2024

Account	Description		Budget	Adjustments	Adj. Budget	Expensed	Encumbered	Available
A 2855.4500-26-000	SUPPLIES/UNIFORMS - OREGON		10,000.00	4,063.00	14,063.00	14,045.47	0.00	17.53
A 2855.4500-27-000	SUPPLIES/UNIFORMS - SAXTON		12,000.00	5,934.65	17,934.65	17,865.19	0.00	69.46
A 2855.4500-28-000	SUPPLIES/UNIFORMS - S. OCEAN		12,000.00	1,399.65	13,399.65	13,385.60	0.00	14.05
A 2855.4500-37-000	SUPPLIES/UNIFORMS - HIGH SCHOOL		65,000.00	28,391.65	93,391.65	84,135.90	9,255.75	0.00
A 2855.4610-90-000	CONTRACTUAL		93,750.00	-4,800.00	88,950.00	41,808.50	47,129.00	12.50
A 2855.4630-90-000	LAUNDRY/DRYCLEAN		32,500.00	2,808.97	35,308.97	7,356.24	27,952.73	0.00
A 2855.4690-90-000	EQUIPMENT REPAIR		2,700.00	-2,500.00	200.00	171.99	0.00	28.01
A 2855.4760-90-000	MEMBERSHIPS		41,500.00	-3,000.00	38,500.00	37,691.80	0.00	808.20
A 2855.4900-90-000	BOCES SERVICES		19,200.00	1,400.00	20,600.00	18,331.29	2,226.21	42.50
2855	INTERSCHOL ATHL	*	1,534,196.00	29,374.77	1,563,570.77	1,154,632.49	393,928.16	15,010.12
28		**	9,280,060.00	-62,123.81	9,217,936.19	5,437,958.91	3,312,394.83	467,582.45
2		***	123,292,051.00	29,899.84	123,321,950.84	69,244,710.37	47,370,066.05	6,707,174.42
A 5510.1500-90-000	SUPERVISION		89,711.00	8,000.00	97,711.00	70,993.93	24,383.53	2,333.54
A 5510.1600-90-000	DRIVERS SALARIES		220,117.00	0.00	220,117.00	107,056.10	113,060.90	0.00
A 5510.1620-90-000	NONINSTRUCTIONAL SALARY		121,262.00	-8,000.00	113,262.00	84,181.48	30,342.78	-1,262.26
A 5510.1630-90-000	PART TIME CLERICAL		32,769.00	0.00	32,769.00	16,275.00	16,494.00	0.00
A 5510.1650-90-000	DRIVER OVERTIME		50,000.00	0.00	50,000.00	38,286.01	11,713.99	0.00
A 5510.1655-90-000	MECHANIC O/T		11,000.00	0.00	11,000.00	11,213.46	0.00	-213.46
A 5510.1660-90-000	MECHANIC		71,168.00	0.00	71,168.00	53,375.99	17,792.01	0.00
A 5510.1860-90-000	BUS AIDES		524,820.00	0.00	524,820.00	267,777.09	257,042.91	0.00
A 5510.2100-90-000	PURCHASE OF BUSES		160,000.00	0.00	160,000.00	149,929.95	0.00	10,070.05
A 5510.4150-90-000	TRAVEL-CONFERENCE		3,000.00	0.00	3,000.00	1,680.06	0.00	1,319.94
A 5510.4240-90-000	INSURANCE		10,800.00	0.00	10,800.00	7,643.00	0.00	3,157.00
A 5510.4490-90-000	PROFESSIONAL/TECHNICAL		23,022.00	0.00	23,022.00	20,856.36	542.53	1,623.11
A 5510.4500-90-000	SUPPLIES		5,000.00	0.00	5,000.00	1,440.82	581.72	2,977.46
A 5510.4650-90-000	EQUIPMENT RENTAL		1,800.00	0.00	1,800.00	623.88	106.12	1,070.00
A 5510.4690-90-000	EQUIPMENT REPAIR		50,000.00	0.00	50,000.00	17,743.65	25,321.35	6,935.00
A 5510.4911-90-000	BOCES SERVICES		860.00	0.00	860.00	0.00	256.00	604.00
A 5510.5600-90-000	UNIFORMS		1,600.00	0.00	1,600.00	137.48	0.00	1,462.52
A 5510.5701-90-000	TIRES		8,000.00	0.00	8,000.00	4,232.70	3,767.30	0.00
A 5510.5702-90-000	ANTIFREEZE		300.00	0.00	300.00	90.43	209.57	0.00
A 5510.5703-90-000	LUBRICATING OIL		1,200.00	0.00	1,200.00	661.90	538.10	0.00
A 5510.5704-90-000	BATTERIES		1,500.00	0.00	1,500.00	1,295.40	204.60	0.00

PATCHOGUE-MEDFORD UFSD

Appropriation Status Detail Report By Function From 7/1/2023 To 3/31/2024



Account	Description	Budget	Adjustments	Adj. Budget	Expensed	Encumbered	Available
A 5510.5710-90-000	GASOLINE - BUSES - CONTRACT	225,409.00	0.00	225,409.00	94,892.58	89,477.42	41,039.00
A 5510.5720-90-000	GASOLINE - DISTRICT BUSES	43,346.00	0.00	43,346.00	16,552.81	11,141.95	15,651.24
5510	DISTRICT TRANSPORTATION SERVICES *	1,656,684.00	0.00	1,656,684.00	966,940.08	602,976.78	86,767.14
A 5540.4000-90-000	CONTRACT TRANSPORTATION	8,240,511.00	-714,900.00	7,525,611.00	5,104,092.38	2,068,424.70	353,093.92
A 5540.4020-90-000	RESIDENTIAL TRANSP. CONTR.	4,000.00	-700.00	3,300.00	0.00	0.00	3,300.00
A 5540.4030-04-000	FIELD TRIPS - EAGLE	2,000.00	0.00	2,000.00	0.00	0.00	2,000.00
A 5540.4030-05-000	FIELD TRIPS - MEDFORD	2,763.00	1,609.00	4,372.00	0.00	1,214.00	3,158.00
A 5540.4030-06-000	FIELD TRIPS - RIVER	750.00	-750.00	0.00	0.00	0.00	0.00
A 5540.4030-26-000	FIELD TRIPS - OREGON	1,500.00	-500.00	1,000.00	0.00	1,000.00	0.00
A 5540.4030-28-000	FIELD TRIPS - SO OCEAN	1,000.00	0.00	1,000.00	0.00	1,000.00	0.00
A 5540.4030-37-000	FIELD TRIPS - HIGH SCHOOL	7,000.00	0.00	7,000.00	392.45	5,147.43	1,460.12
A 5540.4030-90-000	FIELD TRIPS	5,000.00	9,600.00	14,600.00	1,397.41	11,127.63	2,074.96
A 5540.4040-90-000	ATHLETICS	160,000.00	0.00	160,000.00	71,534.41	49,200.59	39,265.00
A 5540.4050-90-000	MUSIC	17,780.00	0.00	17,780.00	6,004.86	11,775.14	0.00
A 5540.4930-90-000	BOCES TRANSPORTATION - FIELD TRIPS	5,000.00	3,700.00	8,700.00	3,662.00	1,338.00	3,700.00
5540	CONTRACT TRANS *	8,447,304.00	-701,941.00	7,745,363.00	5,187,083.51	2,150,227.49	408,052.00
A 5581.4905-90-000	BOCES REG HANDIC TRNSP	624,885.00	-11,069.60	613,815.40	143,368.17	388,342.83	82,104.40
5581	BOCES TRANS SVCS *	624,885.00	-11,069.60	613,815.40	143,368.17	388,342.83	82,104.40
55	**	10,728,873.00	-713,010.60	10,015,862.40	6,297,391.76	3,141,547.10	576,923.54
5	***	10,728,873.00	-713,010.60	10,015,862.40	6,297,391.76	3,141,547.10	576,923.54
A 7310.1600-09-000	NON-INSTRUCTIONAL SALARIES	12,124.00	0.00	12,124.00	9,126.04	3,424.56	-426.60
A 7310.1600-90-000	NON INSTRUCT SALARIES	50,348.00	0.00	50,348.00	37,899.60	14,252.80	-1,804.40
A 7310.1620-09-000	SECURITY-SUMMER	8,000.00	0.00	8,000.00	6,175.51	0.00	1,824.49
A 7310.1620-90-000	SECURITY-SCHOOL YEAR	86,000.00	0.00	86,000.00	53,662.52	32,337.48	0.00
A 7310.1860-09-000	CHILD CARE AIDES	202,807.00	0.00	202,807.00	124,862.81	0.00	77,944.19
A 7310.1860-90-000	CHILD CARE AIDES	566,186.00	0.00	566,186.00	366,598.42	199,587.58	0.00
A 7310.4000-09-000	CONTRACTUAL EXPENSE SUMMER	24,099.00	0.00	24,099.00	11,732.50	200.00	12,166.50
A 7310.4000-90-000	CONTRACTUAL EXPENSE	20,313.00	0.00	20,313.00	11,153.05	2,301.12	6,858.83
A 7310.4500-09-000	SUPPLIES	4,363.00	0.00	4,363.00	3,424.20	0.00	938.80
A 7310.4500-90-000	SUPPLIES CHILD CARE	4,976.00	0.00	4,976.00	2,136.72	91.60	2,747.68
A 7310.4501-90-000	CHILD CARE BANK FEES	30,000.00	0.00	30,000.00	15,833.38	0.00	14,166.62
A 7310.4750-90-000	CHILD CARE - TRAVEL & CONFERENCE	95.00	0.00	95.00	0.00	0.00	95.00
A 7310.5811-09-000	PREPARED FOODS SUM	15,876.00	0.00	15,876.00	6,582.98	0.00	9,293.02

PATCHOGUE-MEDFORD UFSD



Appropriation Status Detail Report By Function From 7/1/2023 To 3/31/2024

Account	Description		Budget	Adjustments	Adj. Budget	Expensed	Encumbered	Available
A 7310.5811-90-000	CACFP FOOD - AFTERNOON SNACK		27,850.00	0.00	27,850.00	9,610.99	8,867.14	9,371.87
A 7310.5812-90-000	CACFP SUPPLIES - AFTERNOON SNACK (i.e. Forks, Plates, Etc.)		4,000.00	0.00	4,000.00	1,579.75	1,920.25	500.00
A 7310.5813-90-000	PREPARED FOOD - MORNING SNACK (NON-CACFP)		9,000.00	0.00	9,000.00	3,216.54	4,783.46	1,000.00
7310	YOUTH PROGRAM	*	1,066,037.00	0.00	1,066,037.00	663,595.01	267,765.99	134,676.00
73		**	1,066,037.00	0.00	1,066,037.00	663,595.01	267,765.99	134,676.00
7		***	1,066,037.00	0.00	1,066,037.00	663,595.01	267,765.99	134,676.00
A 8060.1500-90-000	COMMUNITY SCHOOLS - PROFESSIONAL SALARIES		933,023.00	77,000.00	1,010,023.00	555,034.94	328,158.40	126,829.66
A 8060.1610-90-000	COMMUNITY SCHOOLS - SECURITY		34,000.00	0.00	34,000.00	32,543.75	1,456.25	0.00
A 8060.1620-90-000	COMMUNITY CENTER NON INSTRUCTIONAL SALARIES		193,595.00	0.00	193,595.00	99,529.85	38,360.15	55,705.00
A 8060.1630-90-000	PART-TIME SALARIES		18,205.00	0.00	18,205.00	0.00	0.00	18,205.00
A 8060.2000-90-SEL	COMMUNITY SCHOOLS SEL - EQUIPMENT		1,500.00	0.00	1,500.00	0.00	0.00	1,500.00
A 8060.4000-90-000	COMMUNITY SCHOOLS - CONTRACTUAL		1,600.00	0.00	1,600.00	646.74	603.26	350.00
A 8060.4000-90-FAM	COMMUNITY SCHOOLS FAMILY CENTER - CONTRACTUAL		3,000.00	0.00	3,000.00	126.86	713.64	2,159.50
A 8060.4000-90-SEL	COMMUNITY SCHOOLS SEL - CONTRACTUAL		7,000.00	-4,025.00	2,975.00	0.00	0.00	2,975.00
A 8060.4500-90-000	SUPPLIES AND MATERIALS		10,250.00	0.00	10,250.00	200.50	1,049.50	9,000.00
A 8060.4500-90-FAM	COMMUNITY SCHOOLS FAMILY CENTER - SUPPLIES AND MATERIALS		11,400.00	0.00	11,400.00	2,616.80	0.00	8,783.20
A 8060.4500-90-SEL	COMMUNITY SCHOOLS SEL - SUPPLIES AND MATERIALS		8,000.00	0.00	8,000.00	4,965.99	0.00	3,034.01
A 8060.4900-90-000	COMMUNITY SCHOOLS - BOCES		475.00	0.00	475.00	0.00	0.00	475.00
A 8060.4900-90-FAM	COMMUNITY SCHOOLS FAMILY CENTER - BOCES		750.00	0.00	750.00	0.00	0.00	750.00
A 8060.4900-90-SEL	COMMUNITY SCHOOLS SEL - BOCES		6,000.00	4,025.00	10,025.00	2,950.00	4,575.00	2,500.00
8060	CIVIC ACTIVITIES	*	1,228,798.00	77,000.00	1,305,798.00	698,615.43	374,916.20	232,266.37
80		**	1,228,798.00	77,000.00	1,305,798.00	698,615.43	374,916.20	232,266.37
8		***	1,228,798.00	77,000.00	1,305,798.00	698,615.43	374,916.20	232,266.37
A 9010.8000-90-000	NYSERS		2,139,333.00	0.00	2,139,333.00	2,055,556.21	83,776.79	0.00
9010	NYS EMPL RET SYS	*	2,139,333.00	0.00	2,139,333.00	2,055,556.21	83,776.79	0.00
A 9020.8000-90-000	NYSTRS		8,711,724.00	0.00	8,711,724.00	-188,474.56	8,766,660.56	133,538.00
9020	NYS TCHRS RET SYS	*	8,711,724.00	0.00	8,711,724.00	-188,474.56	8,766,660.56	133,538.00

PATCHOGUE-MEDFORD UFSD



Appropriation Status Detail Report By Function From 7/1/2023 To 3/31/2024

Account	Description		Budget	Adjustments	Adj. Budget	Expensed	Encumbered	Available
A 9030.8000-90-000	SOCIAL SECURITY		8,497,300.00	0.00	8,497,300.00	5,054,153.31	3,272,740.94	170,405.75
9030	SOC SECURITY	*	8,497,300.00	0.00	8,497,300.00	5,054,153.31	3,272,740.94	170,405.75
A 9040.8000-90-000	WORKERS COMP.		790,000.00	250,000.00	1,040,000.00	990,088.01	19,219.00	30,692.99
9040	WORKERS COMP	*	790,000.00	250,000.00	1,040,000.00	990,088.01	19,219.00	30,692.99
A 9045.8000-90-000	LIFE INSURANCE		63,792.00	0.00	63,792.00	40,016.96	23,746.03	29.01
9045	LIFE INS	*	63,792.00	0.00	63,792.00	40,016.96	23,746.03	29.01
A 9050.8000-90-000	UNEMPLOYMENT INS		183,456.00	0.00	183,456.00	43,760.30	139,695.70	0.00
9050	UNEMPL INS	*	183,456.00	0.00	183,456.00	43,760.30	139,695.70	0.00
A 9055.8000-90-000	DISAB INS-INSTR		128,178.00	0.00	128,178.00	76,086.86	52,007.49	83.65
9055	DISAB INS - INSTR	*	128,178.00	0.00	128,178.00	76,086.86	52,007.49	83.65
A 9056.8000-90-000	DISAB INS-OPER		30,103.00	0.00	30,103.00	14,818.53	15,284.47	0.00
9056	DISAB INS - OPER	*	30,103.00	0.00	30,103.00	14,818.53	15,284.47	0.00
A 9060.8000-90-000	HEALTH INSURANCE		33,979,069.00	-231,376.00	33,747,693.00	23,391,769.11	10,033,112.11	322,811.78
9060	HEALTH INS	*	33,979,069.00	-231,376.00	33,747,693.00	23,391,769.11	10,033,112.11	322,811.78
A 9061.8000-90-000	MEDICARE REIMB		2,575,152.00	0.00	2,575,152.00	1,172,015.10	972,667.90	430,469.00
9061	MEDICARE REIMB	*	2,575,152.00	0.00	2,575,152.00	1,172,015.10	972,667.90	430,469.00
A 9065.8000-90-000	DENTAL		493,753.00	0.00	493,753.00	363,069.16	101,088.40	29,595.44
9065	DENTAL INS	*	493,753.00	0.00	493,753.00	363,069.16	101,088.40	29,595.44
A 9070.8000-90-000	SICK LEAVE/ RET PROF		400,000.00	0.00	400,000.00	274,195.25	25,804.81	99,999.94
9070	UNION WELFARE BENEFITS	*	400,000.00	0.00	400,000.00	274,195.25	25,804.81	99,999.94
A 9075.8000-90-000	SICK LEAVE/RET OPERATIONAL		100,000.00	0.00	100,000.00	21,529.95	0.00	78,470.05
9075		*	100,000.00	0.00	100,000.00	21,529.95	0.00	78,470.05
A 9089.1000-90-000	VACATION BUY BACK		321,173.00	0.00	321,173.00	0.00	321,173.00	0.00
9089	OTHER	*	321,173.00	0.00	321,173.00	0.00	321,173.00	0.00
90		**	58,413,033.00	18,624.00	58,431,657.00	33,308,584.19	23,826,977.20	1,296,095.61
A 9760.7000-90-000	TAX ANTICIPATION NOTES		1,025,000.00	312,450.00	1,337,450.00	0.00	1,337,450.00	0.00
9760	TAN INTEREST	*	1,025,000.00	312,450.00	1,337,450.00	0.00	1,337,450.00	0.00
97		**	1,025,000.00	312,450.00	1,337,450.00	0.00	1,337,450.00	0.00
A 9901.9500-90-000	TRANSFER TO SPEC AID		341,376.00	0.00	341,376.00	0.00	0.00	341,376.00
A 9901.9600-90-000	TRANSFER TO DEBT SERVICE		10,439,892.00	0.00	10,439,892.00	10,439,903.83	0.00	-11.83
9901	INTERFUND TRANSFERS	*	10,781,268.00	0.00	10,781,268.00	10,439,903.83	0.00	341,364.17
A 9950.9000-90-000	TRANSFER TO CAPITAL FUND		1,500,000.00	0.00	1,500,000.00	1,500,000.00	0.00	0.00
9950	TRANSFER TO CAPITAL	*	1,500,000.00	0.00	1,500,000.00	1,500,000.00	0.00	0.00

PATCHOGUE-MEDFORD UFSD

Appropriation Status Detail Report By Function From 7/1/2023 To 3/31/2024



Account	Description	Budget	Adjustments	Adj. Budget	Expensed	Encumbered	Available
99	**	12,281,268.00	0.00	12,281,268.00	11,939,903.83	0.00	341,364.17
9	***	71,719,301.00	331,074.00	72,050,375.00	45,248,488.02	25,164,427.20	1,637,459.78
Fund ATotals:		231,391,038.00	215,921.88	231,606,959.88	138,594,327.32	82,598,278.52	10,414,354.04
Grand Totals:		231,391,038.00	215,921.88	231,606,959.88	138,594,327.32	82,598,278.52	10,414,354.04

SCHOOL LUNCH
FUND
FINANCIAL
REPORTS

PATCHOGUE-MEDFORD UFSD

Trial Balance Report From 7/1/2023 - 3/31/2024



Account	Description	Debits	Credits
C 200	CASH IN CHECKING	27,541.97	0.00
C 210	PETTY CASH - REGISTERS	1,410.00	0.00
C 380	ACCOUNTS RECEIVABLE	1,975.54	0.00
C 3910	DUE FROM GENERAL FUND	1,747,468.94	0.00
C 410	STATE & FEDERAL AID RECEIVABLE	588,325.00	0.00
C 445	SUPPLIES & MATERIAL INVENTORY	12,745.05	0.00
C 446	FOOD INVENTORY	119,750.30	0.00
C 510	ESTIMATED REVENUE	4,467,108.00	0.00
C 521	ENCUMBRANCES	981,239.32	0.00
C 522	EXPENDITURES	2,751,718.65	0.00
C 599	APPROPRIATED FUND BALANCE	96,915.00	0.00
C 600	ACCOUNTS PAYABLE	0.00	5.04
C 631	DUE TO OTHER GOVERNMENTS	259.76	0.00
C 637	DUE TO EMPLOYEES RETIREMENT SYSTEM	0.00	166,762.40
C 691	DEFERRED REVENUE	0.00	217,775.06
C 821	RESERVE FOR ENCUMBRANCES	0.00	981,239.32
C 845	RESERVE FOR INVENTORY	0.00	132,495.35
C 909	FUND BALANCE, UNRESERVED	0.00	1,306,902.07
C 960	APPROPRIATIONS	0.00	4,564,023.00
C 980	REVENUES	0.00	3,427,255.29
C Fund Totals:		10,796,457.53	10,796,457.53
Grand Totals:		10,796,457.53	10,796,457.53

PATCHOGUE-MEDFORD UFSD



Revenue Status Report By Function From 7/1/2023 To 3/31/2024

Account	Description	Budget	Adjustments	Revised Budget	Revenue Earned	Unearned Revenue
C 1440	SALE OF REIMBURSEABLE MEALS	964,936.00	0.00	964,936.00	176,455.65	788,480.35
C 1445	OTHER CAFE SALES- A LA CARTE	450,000.00	0.00	450,000.00	345,721.69	104,278.31
C 1445.1	OTHER CAFE SALES-FACULTY	40,000.00	0.00	40,000.00	20,694.98	19,305.02
C 1445.2	OTHER CAFE SALES-CATERING	25,000.00	0.00	25,000.00	11,363.35	13,636.65
C 1445.3	CASH OVER/UNDER	0.00	0.00	0.00	262.71	-262.71
C 2401	INTEREST AND EARNINGS	5,000.00	0.00	5,000.00	0.00	5,000.00
C 2772	VENDING MACHINE REVENUE	15,000.00	0.00	15,000.00	2,947.12	12,052.88
C 3190	STATE REIMBURSEMENT-LUNCH	45,274.00	0.00	45,274.00	388,984.00	-343,710.00
C 3190.1	STATE REIMBURSEMENT - BREAKFAST	30,099.00	0.00	30,099.00	195,939.00	-165,840.00
C 4190	FEDERAL REIMBURSEMENT -LUNCH	1,740,753.00	0.00	1,740,753.00	1,273,512.00	467,241.00
C 4190.1	FEDERAL REIMBURSEMENT - BREAKFAST	714,126.00	0.00	714,126.00	586,046.00	128,080.00
C 4190.2	FEDERAL REIMBURSEMENT -SUMMER FOOD SERVICE PROGRAM	270,000.00	0.00	270,000.00	0.00	270,000.00
C 4190.O	FEDERAL REIMBURSEMENT -OTHER	166,920.00	0.00	166,920.00	204,175.00	-37,255.00
C 4191	FEDERAL REIMBURSEMENT - SURPLUS FOOD	0.00	0.00	0.00	221,153.79	-221,153.79
C Totals:		4,467,108.00	0.00	4,467,108.00	3,427,255.29	1,039,852.71
Grand Totals:		4,467,108.00	0.00	4,467,108.00	3,427,255.29	1,039,852.71

PATCHOGUE-MEDFORD UFSD



Appropriation Status Detail Report By Function From 7/1/2023 To 3/31/2024

Account	Description	Budget	Adjustments	Adj. Budget	Expensed	Encumbered	Available
C 2860.1620-95-000	FOOD SERVICE DIRECTOR	98,647.00	0.00	98,647.00	82,454.50	24,632.26	-8,439.76
C 2860.1621-95-000	NON-INSTRUCTIONAL CLERICAL	49,733.00	0.00	49,733.00	37,038.41	13,671.59	-977.00
C 2860.1692-95-000	SENIOR COOK	67,621.00	0.00	67,621.00	43,886.45	20,347.50	3,387.05
C 2860.1696-95-000	SR. FOOD SERVICE WORKER	459,029.00	0.00	459,029.00	256,027.71	0.00	203,001.29
C 2860.1697-95-000	FOOD SERVICE WORKER	766,807.00	0.00	766,807.00	453,818.95	0.00	312,988.05
C 2860.1698-95-000	FOOD SERVICE TRUCK DRIVER	115,242.00	0.00	115,242.00	72,645.81	24,513.17	18,083.02
C 2860.1740-95-000	CUSTODIAL	62,192.00	0.00	62,192.00	13,224.60	0.00	48,967.40
C 2860.1860-95-000	P/T CLERICAL AIDE	38,260.00	0.00	38,260.00	15,434.85	0.00	22,825.15
C 2860.2000-95-000	EQUIPMENT	126,915.00	0.00	126,915.00	56,935.99	1,673.10	68,305.91
C 2860.4000-95-000	CONTRACTUAL EXPENSES	44,865.00	0.00	44,865.00	20,166.20	9,373.96	15,324.84
C 2860.4150-95-000	TRAVEL-CONFERENCE	500.00	0.00	500.00	484.33	0.00	15.67
C 2860.4500-95-000	SUPPLIES & MATERIALS-SMALL WARES	5,850.00	0.00	5,850.00	4,223.44	0.00	1,626.56
C 2860.4690-95-000	EQUIPMENT REPAIR	75,250.00	0.00	75,250.00	32,399.51	40,576.26	2,274.23
C 2860.5010-95-000	SUPPLIES & MATERIALS-OFFICE	1,050.00	0.00	1,050.00	751.73	157.55	140.72
C 2860.5600-95-000	UNIFORMS	9,300.00	0.00	9,300.00	6,007.11	353.67	2,939.22
C 2860.5800-95-000	PAPER PRODUCTS	98,000.00	0.00	98,000.00	59,711.39	25,737.48	12,551.13
C 2860.5802-95-000	DISHWASHER SUPPLIES	5,000.00	0.00	5,000.00	1,302.91	2,697.09	1,000.00
C 2860.5820-95-000	FOOD	1,420,700.00	0.00	1,420,700.00	801,869.15	535,530.85	83,300.00
C 2860.5821-95-000	SURPLUS FOOD - GOVT COMMODITIES	270,000.00	0.00	270,000.00	221,153.79	0.00	48,846.21
2860	*	3,714,961.00	0.00	3,714,961.00	2,179,536.83	699,264.48	836,159.69
28	**	3,714,961.00	0.00	3,714,961.00	2,179,536.83	699,264.48	836,159.69
2	***	3,714,961.00	0.00	3,714,961.00	2,179,536.83	699,264.48	836,159.69
C 9010.8000-95-000	NYS EMPL. RETIREMENT	198,904.00	0.00	198,904.00	118,328.21	80,575.79	0.00
9010	*	198,904.00	0.00	198,904.00	118,328.21	80,575.79	0.00
C 9030.8000-95-000	SOCIAL SECURITY	126,801.00	0.00	126,801.00	74,551.63	52,249.37	0.00
9030	*	126,801.00	0.00	126,801.00	74,551.63	52,249.37	0.00
C 9040.8000-95-000	WORKMEN'S COMPENSATION	24,863.00	0.00	24,863.00	16,025.05	15,486.91	-6,648.96
9040	*	24,863.00	0.00	24,863.00	16,025.05	15,486.91	-6,648.96
C 9045.8000-95-000	LIFE INSURANCE	850.00	0.00	850.00	597.40	252.60	0.00
9045	*	850.00	0.00	850.00	597.40	252.60	0.00
C 9056.8000-95-000	DISABILITY INS.- OPERATL.	4,144.00	0.00	4,144.00	2,040.35	2,103.65	0.00
9056	*	4,144.00	0.00	4,144.00	2,040.35	2,103.65	0.00
C 9060.8000-95-000	HEALTH INSURANCE	476,000.00	0.00	476,000.00	347,889.76	128,110.24	0.00

PATCHOGUE-MEDFORD UFSD

Appropriation Status Detail Report By Function From 7/1/2023 To 3/31/2024



Account	Description		Budget	Adjustments	Adj. Budget	Expensed	Encumbered	Available
9060		*	476,000.00	0.00	476,000.00	347,889.76	128,110.24	0.00
C 9065.8000-95-000	DENTAL		17,500.00	0.00	17,500.00	12,749.42	3,196.28	1,554.30
9065		*	17,500.00	0.00	17,500.00	12,749.42	3,196.28	1,554.30
90		**	849,062.00	0.00	849,062.00	572,181.82	281,974.84	-5,094.66
9		***	849,062.00	0.00	849,062.00	572,181.82	281,974.84	-5,094.66
Fund CTotals:			4,564,023.00	0.00	4,564,023.00	2,751,718.65	981,239.32	831,065.03
Grand Totals:			4,564,023.00	0.00	4,564,023.00	2,751,718.65	981,239.32	831,065.03

SPECIAL AID FUND
FINANCIAL
REPORTS

PATCHOGUE-MEDFORD UFSD

Trial Balance Report From 7/1/2023 - 3/31/2024



Account	Description	Debits	Credits
F 200	CASH IN CHECKING	228,144.59	0.00
F 410	STATE & FEDERAL AID RECEIVABLE	1,590,914.50	0.00
F 440	DUE FROM OTHER GOVERNMENTS	4,626.00	0.00
F 510	ESTIMATED REVENUE	23,234,143.47	0.00
F 521	ENCUMBRANCES	7,016,934.80	0.00
F 522	EXPENDITURES	10,405,733.46	0.00
F 600	ACCOUNTS PAYABLE	0.00	4,838.60
F 630	DUE TO GENERAL FUND	0.00	9,048,785.99
F 631	DUE TO OTHER GOVERNMENTS	0.00	2,488.00
F 687	DEFERRED REVENUE	0.00	12,605.38
F 821	RESERVE FOR ENCUMBRANCES	0.00	7,016,934.80
F 960	APPROPRIATIONS	0.00	23,234,143.47
F 980	REVENUES	0.00	3,160,700.58
F Fund Totals:		42,480,496.82	42,480,496.82
Grand Totals:		42,480,496.82	42,480,496.82

PATCHOGUE-MEDFORD UFSD



Revenue Status Report By Function From 7/1/2023 To 3/31/2024

Account	Description	Budget	Adjustments	Revised Budget	Revenue Earned	Unearned Revenue
F 2770.2515	GILDER LEHRMAN-PROGRAM EXPENSES	2,809.91	0.00	2,809.91	0.00	2,809.91
F 2770.AA13	BIG HISTORY PROJECT	1,261.75	0.00	1,261.75	0.00	1,261.75
F 2770.AG24	AMERICAN GEOGRAPHICAL SOCIETY GRANT - (BRIAN BUCCINNA)	300.00	0.00	300.00	300.00	0.00
F 2770.CC13	LOWES - BAY ELEMENTARY GRANT	81.14	0.00	81.14	0.00	81.14
F 2770.DD15	LOWES GRANT - EAGLE	281.13	0.00	281.13	0.00	281.13
F 2770.L23	SUMMER HANDICAP TUITION REVENUES FROM OTHER DISTRICTS	0.00	0.00	0.00	9,252.00	-9,252.00
F 2770.LW19	MEDFORD ELEM. LOWES GRANT	26.45	0.00	26.45	0.00	26.45
F 2770.TFCU	OTHER MISC - TFCU GRANT O. JUAREZ FUENTES	2,500.00	0.00	2,500.00	2,500.00	0.00
F 3289.AA24	BARTON CONNECT KIDS FIELD TRIP GRANT	1,412.64	0.00	1,412.64	1,412.62	0.02
F 3289.BD	ST SUPP SCHLS - BLIND & DEAF	255,000.00	0.00	255,000.00	0.00	255,000.00
F 3289.L24	SUMMER HANDICAPPED REV 23/24	1,538,400.00	0.00	1,538,400.00	571,535.17	966,864.83
F 3289.OMH	OMH - MITIGATING THE IMPACT OF TRAUMA IN SCHOOLS	68,210.00	0.00	68,210.00	0.00	68,210.00
F 3289.OR24	OREGON CONNECT KIDS FIELD TRIP GRANT	24,100.00	0.00	24,100.00	16,117.70	7,982.30
F 3289.SA24	SAXTON CONNECT KIDS FIELD TRIP GRANT	16,800.00	0.00	16,800.00	15,163.00	1,637.00
F 3289.SB01	SMART SCHOOLS PHASE I	225,957.03	0.00	225,957.03	0.00	225,957.03
F 3289.SB02	SMART SCHOOLS PHASE II	197,883.77	0.00	197,883.77	0.00	197,883.77
F 3289.SB04	SMART SCHOOLS PHASE IV	1,093,792.17	0.00	1,093,792.17	0.00	1,093,792.17
F 3289.SO24	SOUTH OCEAN CONNECT KIDS FIELD TRIP GRANT	16,600.00	0.00	16,600.00	15,462.80	1,137.20
F 3289.U24	UPK GRANT	1,924,535.00	0.00	1,924,535.00	962,267.00	962,268.00
F 4126.ARP	ARP GRANT	6,023,348.94	0.00	6,023,348.94	0.00	6,023,348.94
F 4126.ARP .LR.LS	ARP ESSER GRANT - LEARNING LOSS	4,720,973.97	0.00	4,720,973.97	0.00	4,720,973.97
F 4126.ARP .ST.RS	ARP ESSER GRANT - STATE RESERVES - COMPREHENSIVE A	678,240.20	0.00	678,240.20	0.00	678,240.20
F 4126.ARP .ST.SE	ARP ESSER GRANT - STATE RESERVES - SUMMER ENRICHMENT	659,443.15	0.00	659,443.15	0.00	659,443.15
F 4126.ARP.H.C2	ARP HCY PART II GRANT (5219)	1,767.00	0.00	1,767.00	353.00	1,414.00
F 4126.ARP.H.CY	ARP HCY PART IIGRANT	40,725.00	0.00	40,725.00	0.00	40,725.00
F 4126.CRES.2	CRRSA - ESSER2 GRANT	389,185.70	0.00	389,185.70	389,185.70	0.00
F 4126.CRGR.2	CRRSA - GEER2 GRANT	10,944.25	0.00	10,944.25	10,944.25	0.00
F 4126.J23	TITLE I	104,980.18	0.00	104,980.18	4,235.18	100,745.00

PATCHOGUE-MEDFORD UFSD

Revenue Status Report By Function From 7/1/2023 To 3/31/2024



Account	Description	Budget	Adjustments	Revised Budget	Revenue Earned	Unearned Revenue
F 4126.J24	TITLE I	865,975.00	110,753.00	976,728.00	173,195.00	803,533.00
F 4126.K23	TITLE I SCHOL IMPROVEMENT	37,652.69	0.00	37,652.69	37,652.69	0.00
F 4126.N23 .04	TITLE I SCHOL IMP COACHING FOR EXCELLENCE - EAGLE	33,302.76	0.00	33,302.76	2,259.00	31,043.76
F 4126.N23 .05	TITLE I SCHOL IMP COACHING FOR EXCELLENCE - MEDFORD	17,276.91	0.00	17,276.91	0.00	17,276.91
F 4126.N23 .07	TITLE I SCHOL IMP COACHING FOR EXCELLENCE - TREMONT	27,106.26	0.00	27,106.26	0.00	27,106.26
F 4129.D23	TITLE IVA REVENUE	11,349.00	0.00	11,349.00	11,349.00	0.00
F 4129.D24	TITLE IVA REVENUE	69,416.00	3,671.00	73,087.00	13,883.00	59,204.00
F 4256.G24	IDEA PART B SECTION 619	164,930.00	0.00	164,930.00	32,986.00	131,944.00
F 4256.G24A.RP	APR - IDEA PART B SECTION 619	44,221.00	0.00	44,221.00	26,875.00	17,346.00
F 4256.I24	IDEA PART B SECTION 611	2,208,086.00	0.00	2,208,086.00	441,617.00	1,766,469.00
F 4256.I24A.RP	ARP - IDEA PART B SECTION 611	297,558.00	0.00	297,558.00	261,378.00	36,180.00
F 4277.PE24	VOCATIONAL EDUCATION - PERKINS GRANT	65,122.00	0.00	65,122.00	13,024.00	52,098.00
F 4289.1423	TITLE IIIA LEP	42,258.75	0.00	42,258.75	29,976.75	12,282.00
F 4289.1424	TITLE IIIA LEP	192,629.00	24,083.00	216,712.00	38,525.00	178,187.00
F 4289.1523	IMMIGRANT EDUCATION	187,568.72	0.00	187,568.72	25,118.72	162,450.00
F 4289.1524	IMMIGRANT EDUCATION	65,622.00	184,508.00	250,130.00	13,124.00	237,006.00
F 4289.1923	TITLE IIA	13,768.00	0.00	13,768.00	13,768.00	0.00
F 4289.1924	TITLE IIA	136,209.00	1,918.00	138,127.00	27,241.00	110,886.00
F 5031	INTERFUND TRANSFERS FROM GF	429,600.00	0.00	429,600.00	0.00	429,600.00
F Totals:		22,909,210.47	324,933.00	23,234,143.47	3,160,700.58	20,073,442.89
Grand Totals:		22,909,210.47	324,933.00	23,234,143.47	3,160,700.58	20,073,442.89

PATCHOGUE-MEDFORD UFSD



Appropriation Status Detail Report By Location & Program From 7/1/2023 To 3/31/2024

Account	Description	Budget	Adjustments	Adj. Budget	Expensed	Encumbered	Available
F 2020.1500-04-N23	TITLE I SCH IMP COACHING FOR EXCELLENCE- PROFESSIONAL SALARIES - EAGLE	14,511.57	0.00	14,511.57	0.00	0.00	14,511.57
F 2020.8000-04-N23	TITLE I SCH IMP COACHING FOR EXCELLENCE- EMPLOYEE BENEFITS - EAGLE	18,791.19	0.00	18,791.19	0.00	0.00	18,791.19
N	*	33,302.76	0.00	33,302.76	0.00	0.00	33,302.76
N2	**	33,302.76	0.00	33,302.76	0.00	0.00	33,302.76
N23	***	33,302.76	0.00	33,302.76	0.00	0.00	33,302.76
04	****	33,302.76	0.00	33,302.76	0.00	0.00	33,302.76
F 2020.1500-05-N23	TITLE I SCH IMP COACHING FOR EXCELLENCE- PROFESSIONAL SALARIES - MEDFORD	5,935.16	0.00	5,935.16	0.00	0.00	5,935.16
F 2020.8000-05-N23	TITLE I SCH IMP COACHING FOR EXCELLENCE- EMPLOYEE BENEFITS - MEDFORD	11,341.75	0.00	11,341.75	0.00	0.00	11,341.75
N	*	17,276.91	0.00	17,276.91	0.00	0.00	17,276.91
N2	**	17,276.91	0.00	17,276.91	0.00	0.00	17,276.91
N23	***	17,276.91	0.00	17,276.91	0.00	0.00	17,276.91
05	****	17,276.91	0.00	17,276.91	0.00	0.00	17,276.91
F 2020.1500-07-N23	TITLE I SCH IMP COACHING FOR EXCELLENCE- PROFESSIONAL SALARIES - TREMONT	12,028.25	0.00	12,028.25	0.00	0.00	12,028.25
F 2020.8000-07-N23	TITLE I SCH IMP COACHING FOR EXCELLENCE- EMPLOYEE BENEFITS - TREMONT	15,078.01	0.00	15,078.01	0.00	0.00	15,078.01
N	*	27,106.26	0.00	27,106.26	0.00	0.00	27,106.26
N2	**	27,106.26	0.00	27,106.26	0.00	0.00	27,106.26
N23	***	27,106.26	0.00	27,106.26	0.00	0.00	27,106.26
07	****	27,106.26	0.00	27,106.26	0.00	0.00	27,106.26
0	*****	77,685.93	0.00	77,685.93	0.00	0.00	77,685.93
F 2128.1500-90-1414	TITLE IIIA LEP - PROFESSIONAL SALARIES	0.00	0.00	0.00	0.00	0.00	0.00
1	*	0.00	0.00	0.00	0.00	0.00	0.00
14	**	0.00	0.00	0.00	0.00	0.00	0.00
1414	***	0.00	0.00	0.00	0.00	0.00	0.00
F 2128.1500-90-1423	TITLE IIIA LEP - PROFESSIONAL SALARIES	32,361.25	0.00	32,361.25	24,457.50	0.00	7,903.75
F 2128.1600-90-1423	TITLE IIIA LEP - SUPPORT STAFF	4,342.50	0.00	4,342.50	3,073.65	0.00	1,268.85

PATCHOGUE-MEDFORD UFSD

Appropriation Status Detail Report By Location & Program From 7/1/2023 To 3/31/2024



Account	Description	Budget	Adjustments	Adj. Budget	Expensed	Encumbered	Available
F 2128.4000-90-1423	TITLE IIIA LEP - PURCH SERVICES	80.50	0.00	80.50	0.00	0.00	80.50
F 2128.4500-90-1423	TITLE IIIA LEP - SUPPLIES AND MATERIAL	1,506.06	2,533.44	4,039.50	2,444.99	0.00	1,594.51
F 2128.4900-90-1423	TITLE IIIA LEP - BOCES SERVICES	1,435.00	0.00	1,435.00	0.00	0.00	1,435.00
1	*	39,725.31	2,533.44	42,258.75	29,976.14	0.00	12,282.61
14	**	39,725.31	2,533.44	42,258.75	29,976.14	0.00	12,282.61
1423	***	39,725.31	2,533.44	42,258.75	29,976.14	0.00	12,282.61
F 2128.1500-90-1424	TITLE IIIA LEP - PROFESSIONAL SALARIES	68,710.00	24,083.00	92,793.00	33,978.05	19,918.53	38,896.42
F 2128.1600-90-1424	TITLE IIIA LEP - SUPPORT STAFF	32,284.00	0.00	32,284.00	16,645.05	0.00	15,638.95
F 2128.4000-90-1424	TITLE IIIA LEP - PURCH SERVICES	72,375.00	0.00	72,375.00	13,100.00	0.00	59,275.00
F 2128.8000-90-1424	TITLE IIIA LEP - EMPLOYEE BENEFITS	19,260.00	0.00	19,260.00	19,260.00	0.00	0.00
1	*	192,629.00	24,083.00	216,712.00	82,983.10	19,918.53	113,810.37
14	**	192,629.00	24,083.00	216,712.00	82,983.10	19,918.53	113,810.37
1424	***	192,629.00	24,083.00	216,712.00	82,983.10	19,918.53	113,810.37
F 2128.1500-90-1523	TITLE III IMMIGRANT ED- PROF SALARIES	149,732.00	0.00	149,732.00	24,998.00	0.00	124,734.00
F 2128.1600-90-1523	TITLE III IMMIGRANT ED - SUPPORT STAFF	19,139.72	0.00	19,139.72	120.72	0.00	19,019.00
F 2128.4000-90-1523	TITLE III IMMIGRANT - PURCH SERVICES	10,850.00	0.00	10,850.00	0.00	0.00	10,850.00
F 2128.4500-90-1523	TITLE III IMMIG - SUPPLIES AND MATERIA	3,347.00	0.00	3,347.00	0.00	0.00	3,347.00
F 2128.4900-90-1523	TITLE III IMMIG - BOCES SERVICES	4,500.00	0.00	4,500.00	0.00	0.00	4,500.00
1	*	187,568.72	0.00	187,568.72	25,118.72	0.00	162,450.00
15	**	187,568.72	0.00	187,568.72	25,118.72	0.00	162,450.00
1523	***	187,568.72	0.00	187,568.72	25,118.72	0.00	162,450.00
F 2128.1500-90-1524	TITLE III IMMIGRANT ED- PROF SALARIES	26,325.00	123,788.00	150,113.00	3,218.37	0.00	146,894.63
F 2128.1600-90-1524	TITLE III IMMIGRANT ED - SUPPORT STAFF	27,518.00	0.00	27,518.00	13,856.56	0.00	13,661.44
F 2128.4500-90-1524	TITLE III IMMIG - SUPPLIES AND MATERIA	11,779.00	60,720.00	72,499.00	4,978.50	0.00	67,520.50
1	*	65,622.00	184,508.00	250,130.00	22,053.43	0.00	228,076.57
15	**	65,622.00	184,508.00	250,130.00	22,053.43	0.00	228,076.57
1524	***	65,622.00	184,508.00	250,130.00	22,053.43	0.00	228,076.57
F 2110.1500-90-1923	TITLE IIA - PROFESSIONAL SALARIES	2,919.00	0.00	2,919.00	13,768.00	0.00	-10,849.00
F 2110.4000-90-1923	TITLE IIA - PURCHASED SERVICES	10,849.00	0.00	10,849.00	0.00	0.00	10,849.00
1	*	13,768.00	0.00	13,768.00	13,768.00	0.00	0.00
19	**	13,768.00	0.00	13,768.00	13,768.00	0.00	0.00
1923	***	13,768.00	0.00	13,768.00	13,768.00	0.00	0.00
F 2110.1500-90-1924	TITLE IIA - PROFESSIONAL SALARIES	115,008.00	1,918.00	116,926.00	46,919.20	0.00	70,006.80

PATCHOGUE-MEDFORD UFSD



Appropriation Status Detail Report By Location & Program From 7/1/2023 To 3/31/2024

Account	Description	Budget	Adjustments	Adj. Budget	Expensed	Encumbered	Available
F 2110.4000-90-1924	TITLE IIA - PURCHASED SERVICES	21,201.00	0.00	21,201.00	640.00	0.00	20,561.00
1	*	136,209.00	1,918.00	138,127.00	47,559.20	0.00	90,567.80
19	**	136,209.00	1,918.00	138,127.00	47,559.20	0.00	90,567.80
1924	***	136,209.00	1,918.00	138,127.00	47,559.20	0.00	90,567.80
F 2110.4500-90-2515	GILDER LEHRMAN - PROGRAM EXPENSES	2,809.91	0.00	2,809.91	2,809.00	0.00	0.91
2	*	2,809.91	0.00	2,809.91	2,809.00	0.00	0.91
25	**	2,809.91	0.00	2,809.91	2,809.00	0.00	0.91
2515	***	2,809.91	0.00	2,809.91	2,809.00	0.00	0.91
F 2110.1500-90-AA13	BIG HISTORY PROJECT - PROF SALARIES	685.00	0.00	685.00	0.00	0.00	685.00
F 2110.4150-90-AA13	BIG HISTORY PROJECT TRAVEL	574.00	0.00	574.00	0.00	0.00	574.00
F 2110.4500-90-AA13	BIG HISTORY PROJECT SUPPLIES & MAT	2.75	0.00	2.75	0.00	0.00	2.75
A	*	1,261.75	0.00	1,261.75	0.00	0.00	1,261.75
AA	**	1,261.75	0.00	1,261.75	0.00	0.00	1,261.75
AA13	***	1,261.75	0.00	1,261.75	0.00	0.00	1,261.75
F 2110.4150-90-AA24	BARTON CONNECT KIDS GRANT FIELD TRIP	1,412.64	0.00	1,412.64	1,412.62	0.00	0.02
A	*	1,412.64	0.00	1,412.64	1,412.62	0.00	0.02
AA	**	1,412.64	0.00	1,412.64	1,412.62	0.00	0.02
AA24	***	1,412.64	0.00	1,412.64	1,412.62	0.00	0.02
F 2110.4150-90-AG24	AMERICAN GEOGRAPHICAL SOCIETY GRANT - TRAVEL EXPENSES (BRIAN BUCCINNA)	300.00	0.00	300.00	0.00	0.00	300.00
A	*	300.00	0.00	300.00	0.00	0.00	300.00
AG	**	300.00	0.00	300.00	0.00	0.00	300.00
AG24	***	300.00	0.00	300.00	0.00	0.00	300.00
F 2110.1500-90-ARP	ARP ESSER III 5880- PROFESSIONAL SALARIES	3,053.50	0.00	3,053.50	0.00	0.00	3,053.50
F 2110.1620-90-ARP	ARP ESSER III 5880- NON INSTRUCTIONAL SALARIES	-4,425.13	0.00	-4,425.13	0.00	0.00	-4,425.13
F 2110.2000-90-ARP	ARP ESSER III 5880- EQUIPMENT	1,833,627.34	-1,422,311.34	411,316.00	411,196.86	0.00	119.14
F 2110.4000-90-ARP	ARP ESSER III 5880- PURCHASED SERVICES	1,992,960.00	2,599,497.00	4,592,457.00	1,070,166.74	3,478,279.74	44,010.52
F 2110.4500-90-ARP	ARP ESSER III 5880- SUPPLIES AND MATERIALS	304,895.65	715,481.00	1,020,376.65	218,700.72	460,449.86	341,226.07
F 2110.8000-90-ARP	ARP ESSER III 5880- EMPLOYEE BENEFITS	570.92	0.00	570.92	0.00	0.00	570.92

PATCHOGUE-MEDFORD UFSD

Appropriation Status Detail Report By Location & Program From 7/1/2023 To 3/31/2024



Account	Description		Budget	Adjustments	Adj. Budget	Expensed	Encumbered	Available
A		*	4,130,682.28	1,892,666.66	6,023,348.94	1,700,064.32	3,938,729.60	384,555.02
AR		**	4,130,682.28	1,892,666.66	6,023,348.94	1,700,064.32	3,938,729.60	384,555.02
ARP		***	4,130,682.28	1,892,666.66	6,023,348.94	1,700,064.32	3,938,729.60	384,555.02
F 2254.4740-90-BD	TUITION ST SUPP SCHLS-BLIND & DEAF		300,000.00	0.00	300,000.00	0.00	0.00	300,000.00
B		*	300,000.00	0.00	300,000.00	0.00	0.00	300,000.00
BD		**	300,000.00	0.00	300,000.00	0.00	0.00	300,000.00
BD		***	300,000.00	0.00	300,000.00	0.00	0.00	300,000.00
F 2110.4500-90-CC13	LOWES GRANT-BAY-SUPPLIES & MATERIALS		81.14	0.00	81.14	0.00	0.00	81.14
C		*	81.14	0.00	81.14	0.00	0.00	81.14
CC		**	81.14	0.00	81.14	0.00	0.00	81.14
CC13		***	81.14	0.00	81.14	0.00	0.00	81.14
F 2110.1500-90-D23	TITLE IVA - PROFESSIONAL SALARIES		7,933.00	0.00	7,933.00	10,149.00	0.00	-2,216.00
F 2110.4500-90-D23	TITLE IVA - SUPPLIES AND MATERIALS		1,441.00	0.00	1,441.00	1,200.00	0.00	241.00
F 2110.4900-90-D23	TITLE IVA - BOCES SERVICES		1,975.00	0.00	1,975.00	0.00	0.00	1,975.00
D		*	11,349.00	0.00	11,349.00	11,349.00	0.00	0.00
D2		**	11,349.00	0.00	11,349.00	11,349.00	0.00	0.00
D23		***	11,349.00	0.00	11,349.00	11,349.00	0.00	0.00
F 2110.1500-90-D24	TITLE IVA - PROFESSIONAL SALARIES		46,416.00	3,671.00	50,087.00	6,245.75	0.00	43,841.25
F 2110.4500-90-D24	TITLE IVA - SUPPLIES AND MATERIALS		2,000.00	0.00	2,000.00	967.62	0.00	1,032.38
F 2110.4900-90-D24	TITLE IVA - BOCES SERVICES		21,000.00	0.00	21,000.00	0.00	19,500.00	1,500.00
D		*	69,416.00	3,671.00	73,087.00	7,213.37	19,500.00	46,373.63
D2		**	69,416.00	3,671.00	73,087.00	7,213.37	19,500.00	46,373.63
D24		***	69,416.00	3,671.00	73,087.00	7,213.37	19,500.00	46,373.63
F 2110.4500-90-DD15	SUPPLIES & MAT - LOWES GRANT EAGLE ELE		281.13	0.00	281.13	0.00	0.00	281.13
D		*	281.13	0.00	281.13	0.00	0.00	281.13
DD		**	281.13	0.00	281.13	0.00	0.00	281.13
DD15		***	281.13	0.00	281.13	0.00	0.00	281.13
F 2252.1500-90-G24	IDEA 619 - PROFESSIONAL SALARIES		64,685.00	0.00	64,685.00	49,340.46	16,446.96	-1,102.42
F 2252.4000-90-G24	IDEA 619 - PURCHASED SERVICES		78,699.00	0.00	78,699.00	77,989.90	0.00	709.10
F 2252.4500-90-G24	IDEA 619 - SUPPLIES AND MATERIALS		21,546.00	0.00	21,546.00	0.00	0.00	21,546.00
G		*	164,930.00	0.00	164,930.00	127,330.36	16,446.96	21,152.68
G2		**	164,930.00	0.00	164,930.00	127,330.36	16,446.96	21,152.68

PATCHOGUE-MEDFORD UFSD



Appropriation Status Detail Report By Location & Program From 7/1/2023 To 3/31/2024

Account	Description		Budget	Adjustments	Adj. Budget	Expensed	Encumbered	Available
G24		***	164,930.00	0.00	164,930.00	127,330.36	16,446.96	21,152.68
F 2250.1300-90-I22	IDEA 611 - PROFESSIONAL SALARIES		0.00	0.00	0.00	0.00	0.00	0.00
I		*	0.00	0.00	0.00	0.00	0.00	0.00
I2		**	0.00	0.00	0.00	0.00	0.00	0.00
I22		***	0.00	0.00	0.00	0.00	0.00	0.00
F 2250.1300-90-I23	IDEA 611 - PROFESSIONAL SALARIES		0.00	0.00	0.00	0.00	0.00	0.00
I		*	0.00	0.00	0.00	0.00	0.00	0.00
I2		**	0.00	0.00	0.00	0.00	0.00	0.00
I23		***	0.00	0.00	0.00	0.00	0.00	0.00
F 2250.1300-90-I24	IDEA 611 - PROFESSIONAL SALARIES		1,712,088.00	0.00	1,712,088.00	1,100,305.43	586,352.72	25,429.85
F 2250.1620-90-I24	IDEA 611 - SUPPORT STAFF SALARIES		162,457.00	0.00	162,457.00	112,943.93	44,506.98	5,006.09
F 2250.4000-90-I24	IDEA 611 - PURCHASED SERVICES		274,371.00	0.00	274,371.00	268,628.09	2,093.74	3,649.17
F 2250.4150-90-I24	IDEA 611 - TRAVEL EXPENSES		2,000.00	0.00	2,000.00	0.00	0.00	2,000.00
F 2250.4500-90-I24	IDEA 611 - SUPPLIES AND MATERIALS		57,170.00	0.00	57,170.00	43,489.00	5,165.00	8,516.00
I		*	2,208,086.00	0.00	2,208,086.00	1,525,366.45	638,118.44	44,601.11
I2		**	2,208,086.00	0.00	2,208,086.00	1,525,366.45	638,118.44	44,601.11
I24		***	2,208,086.00	0.00	2,208,086.00	1,525,366.45	638,118.44	44,601.11
F 2020.1500-90-J23	TITLE I - PROFESSIONAL SALARIES		82,613.94	0.00	82,613.94	4,277.50	0.00	78,336.44
F 2020.1620-90-J23	TITLE I - SUPPORT STAFF		2,252.37	0.00	2,252.37	0.00	0.00	2,252.37
F 2020.4500-90-J23	TITLE I - SUPPLIES AND MATERIALS		20,113.87	0.00	20,113.87	0.00	0.00	20,113.87
J		*	104,980.18	0.00	104,980.18	4,277.50	0.00	100,702.68
J2		**	104,980.18	0.00	104,980.18	4,277.50	0.00	100,702.68
J23		***	104,980.18	0.00	104,980.18	4,277.50	0.00	100,702.68
F 2020.1500-90-J24	TITLE I - PROFESSIONAL SALARIES		778,678.00	79,335.00	858,013.00	423,207.98	289,149.76	145,655.26
F 2020.4500-90-J24	TITLE I - SUPPLIES AND MATERIALS		6,840.00	31,418.00	38,258.00	0.00	165.00	38,093.00
F 2020.8000-90-J24	TITLE I - EMPLOYEE BENEFITS		80,457.00	0.00	80,457.00	80,457.00	0.00	0.00
J		*	865,975.00	110,753.00	976,728.00	503,664.98	289,314.76	183,748.26
J2		**	865,975.00	110,753.00	976,728.00	503,664.98	289,314.76	183,748.26
J24		***	865,975.00	110,753.00	976,728.00	503,664.98	289,314.76	183,748.26
F 2020.1500-90-K22	TITLE I SCH IMP- PROFESSIONAL SALARIES		0.00	0.00	0.00	0.00	0.00	0.00
K		*	0.00	0.00	0.00	0.00	0.00	0.00
K2		**	0.00	0.00	0.00	0.00	0.00	0.00
K22		***	0.00	0.00	0.00	0.00	0.00	0.00

PATCHOGUE-MEDFORD UFSD

Appropriation Status Detail Report By Location & Program From 7/1/2023 To 3/31/2024



Account	Description	Budget	Adjustments	Adj. Budget	Expensed	Encumbered	Available
F 2020.1500-90-K23	TITLE I SCH IMP- PROFESSIONAL SALARIES	14,545.61	0.00	14,545.61	15,274.00	15,998.71	-16,727.10
F 2020.1620-90-K23	TITLE I SCH IMP - SUPPORT STAFF	-1,217.00	0.00	-1,217.00	-217.00	0.00	-1,000.00
F 2020.4000-90-K23	TITLE I SCH IMP- PURCHASED SERVICES	18,764.50	0.00	18,764.50	17,966.50	0.00	798.00
F 2020.4500-90-K23	TITLE I SCH IMP- SUPPLIES AND MATERIALS	3,590.56	582.02	4,172.58	1,449.23	248.35	2,475.00
F 2020.4900-90-K23	TITLE I SCH IMP- BOCES	1,262.00	125.00	1,387.00	0.00	0.00	1,387.00
K	*	36,945.67	707.02	37,652.69	34,472.73	16,247.06	-13,067.10
K2	**	36,945.67	707.02	37,652.69	34,472.73	16,247.06	-13,067.10
K23	***	36,945.67	707.02	37,652.69	34,472.73	16,247.06	-13,067.10
F 2250.1500-90-L24	SUMMER HANDICAP - PROFESSIONAL SALARIES	250,000.00	0.00	250,000.00	171,145.51	0.00	78,854.49
F 2250.1620-90-L24	SUMMER HANDICAP - SUPPORT STAFF SALARIES	50,000.00	0.00	50,000.00	32,958.34	0.00	17,041.66
F 2250.4000-90-L24	SUMMER HANDICAP CONTRACTUAL AND OTHER	100,000.00	0.00	100,000.00	0.00	0.00	100,000.00
F 2250.4500-90-L24	SUMMER HANDICAP SUPPLIES AND MATERIALS	10,000.00	0.00	10,000.00	0.00	0.00	10,000.00
F 2250.4710-90-L24	SUMMER HANDICAP TUITION-PUBLIC	40,000.00	0.00	40,000.00	3,954.00	0.00	36,046.00
F 2250.4720-90-L24	SUMMER HANDICAP TUITION-PRIVATE	300,000.00	0.00	300,000.00	169,101.26	26,642.64	104,256.10
F 2250.4900-90-L24	SUMMER HANDICAP TUITION-BOCES	600,000.00	0.00	600,000.00	4,149.00	595,851.00	0.00
F 2250.8000-90-L24	SUMMER HANDICAP EMPLOYEE BENEFITS	50,000.00	0.00	50,000.00	37,228.54	0.00	12,771.46
F 5511.1600-90-L24	NONINSTRUCTIONAL SALARIES-TRANS SUPER	15,000.00	0.00	15,000.00	8,214.30	0.00	6,785.70
F 5511.1860-90-L24	BUS AIDES - SUMMER ESY PROGRAM	0.00	0.00	0.00	23,174.93	0.00	-23,174.93
F 5511.4000-90-L24	SUMMER HANDICAP TRANS- CONTRACTUAL	500,000.00	0.00	500,000.00	294,616.40	0.00	205,383.60
F 5511.8000-90-L24	EMPLOYEE BENEFITS	8,000.00	0.00	8,000.00	2,115.18	0.00	5,884.82
L	*	1,923,000.00	0.00	1,923,000.00	746,657.46	622,493.64	553,848.90
L2	**	1,923,000.00	0.00	1,923,000.00	746,657.46	622,493.64	553,848.90
L24	***	1,923,000.00	0.00	1,923,000.00	746,657.46	622,493.64	553,848.90
F 2110.4500-90-LW19	MEDFORD ELEM. LOWES GRANT - SUPPLIES AND MATERIALS	26.45	0.00	26.45	25.41	0.00	1.04
L	*	26.45	0.00	26.45	25.41	0.00	1.04
LW	**	26.45	0.00	26.45	25.41	0.00	1.04
LW19	***	26.45	0.00	26.45	25.41	0.00	1.04
F 2830.1500-90-OMH	OMH - MITIGATING THE IMPACT OF TRAUMA IN SCHOOLS - SALARIES	13,225.00	0.00	13,225.00	0.00	0.00	13,225.00

PATCHOGUE-MEDFORD UFSD



Appropriation Status Detail Report By Location & Program From 7/1/2023 To 3/31/2024

Account	Description	Budget	Adjustments	Adj. Budget	Expensed	Encumbered	Available
F 2830.4000-90-OMH	OMH - MITIGATING THE IMPACT OF TRAUMA IN SCHOOLS - CONTRACT SERVICES	46,785.00	0.00	46,785.00	45,000.00	0.00	1,785.00
F 2830.4500-90-OMH	OMH - MITIGATING THE IMPACT OF TRAUMA IN SCHOOLS - SUPPLIES	8,200.00	0.00	8,200.00	1,890.79	209.00	6,100.21
O	*	68,210.00	0.00	68,210.00	46,890.79	209.00	21,110.21
OM	**	68,210.00	0.00	68,210.00	46,890.79	209.00	21,110.21
OMH	***	68,210.00	0.00	68,210.00	46,890.79	209.00	21,110.21
F 2110.4000-90-OR24	OREGON CONNECT KIDS GRANT FIELD TRIP - CONTRACTUAL	22,000.00	0.00	22,000.00	14,392.80	0.00	7,607.20
F 2110.4150-90-OR24	OREGON CONNECT KIDS GRANT FIELD TRIP - TRAVEL EXPENSES	2,100.00	0.00	2,100.00	1,724.90	0.00	375.10
O	*	24,100.00	0.00	24,100.00	16,117.70	0.00	7,982.30
OR	**	24,100.00	0.00	24,100.00	16,117.70	0.00	7,982.30
OR24	***	24,100.00	0.00	24,100.00	16,117.70	0.00	7,982.30
F 2280.1500-90-PE24	PERKINS GRANT - PROFESSIONAL SALARIES	7,800.00	0.00	7,800.00	0.00	0.00	7,800.00
F 2280.4000-90-PE24	PERKINS GRANT - PURCHASED SERVICES	24,850.00	0.00	24,850.00	1,014.99	0.00	23,835.01
F 2280.4150-90-PE24	PERKINS GRANT - TRAVEL EXPENSES	3,000.00	0.00	3,000.00	0.00	797.59	2,202.41
F 2280.4500-90-PE24	PERKINS GRANT - SUPPLIES AND MATERIALS	22,672.00	0.00	22,672.00	7,362.33	12,849.69	2,459.98
F 2280.4900-90-PE24	PERKINS GRANT - BOCES SERVICES	6,800.00	0.00	6,800.00	0.00	0.00	6,800.00
P	*	65,122.00	0.00	65,122.00	8,377.32	13,647.28	43,097.40
PE	**	65,122.00	0.00	65,122.00	8,377.32	13,647.28	43,097.40
PE24	***	65,122.00	0.00	65,122.00	8,377.32	13,647.28	43,097.40
F 2110.4000-90-SA24	SAXTON CONNECT KIDS GRANT FIELD TRIP - CONTRACTUAL	14,800.00	0.00	14,800.00	13,593.20	0.00	1,206.80
F 2110.4150-90-SA24	SAXTON CONNECT KIDS GRANT FIELD TRIP - TRAVEL EXPENSES	2,000.00	0.00	2,000.00	1,569.80	0.00	430.20
S	*	16,800.00	0.00	16,800.00	15,163.00	0.00	1,637.00
SA	**	16,800.00	0.00	16,800.00	15,163.00	0.00	1,637.00
SA24	***	16,800.00	0.00	16,800.00	15,163.00	0.00	1,637.00
F 9811.4500-90-SB01	SMART SCHOOLS PHASE 1 SUPPLIES & MATER	225,957.03	0.00	225,957.03	0.00	0.00	225,957.03
S	*	225,957.03	0.00	225,957.03	0.00	0.00	225,957.03
SB	**	225,957.03	0.00	225,957.03	0.00	0.00	225,957.03

PATCHOGUE-MEDFORD UFSD

Appropriation Status Detail Report By Location & Program From 7/1/2023 To 3/31/2024



Account	Description		Budget	Adjustments	Adj. Budget	Expensed	Encumbered	Available
SB01		***	225,957.03	0.00	225,957.03	0.00	0.00	225,957.03
F 9811.4500-90-SB02	SMART SCHOOLS PHASE 2 SUPPLIES & MATER		197,883.77	0.00	197,883.77	0.00	0.00	197,883.77
S		*	197,883.77	0.00	197,883.77	0.00	0.00	197,883.77
SB		**	197,883.77	0.00	197,883.77	0.00	0.00	197,883.77
SB02		***	197,883.77	0.00	197,883.77	0.00	0.00	197,883.77
F 9811.4500-90-SB04	SMART SCHOOLS PHASE 4 SUPPLIES & MATER		1,093,792.17	0.00	1,093,792.17	0.00	348,936.00	744,856.17
S		*	1,093,792.17	0.00	1,093,792.17	0.00	348,936.00	744,856.17
SB		**	1,093,792.17	0.00	1,093,792.17	0.00	348,936.00	744,856.17
SB04		***	1,093,792.17	0.00	1,093,792.17	0.00	348,936.00	744,856.17
F 2110.4000-90-SO24	SOUTH OCEAN CONNECT KIDS GRANT FIELD TRIP - CONTRACTUAL		14,600.00	0.00	14,600.00	13,513.24	0.00	1,086.76
F 2110.4150-90-SO24	SOUTH OCEAN CONNECT KIDS GRANT FIELD TRIP - TRAVEL EXPENSES		2,000.00	0.00	2,000.00	1,949.56	0.00	50.44
S		*	16,600.00	0.00	16,600.00	15,462.80	0.00	1,137.20
SO		**	16,600.00	0.00	16,600.00	15,462.80	0.00	1,137.20
SO24		***	16,600.00	0.00	16,600.00	15,462.80	0.00	1,137.20
F 2110.4500-90-TFCU	SUPPLIES AND MATERIALS - TFCU GRANT AWARD O. JUAREZ FUENTES		2,500.00	0.00	2,500.00	371.76	0.00	2,128.24
T		*	2,500.00	0.00	2,500.00	371.76	0.00	2,128.24
TF		**	2,500.00	0.00	2,500.00	371.76	0.00	2,128.24
TFCU		***	2,500.00	0.00	2,500.00	371.76	0.00	2,128.24
F 2511.4500-90-U23	UPK GRANT - SUPPLIES AND MATERIALS		0.00	0.00	0.00	0.00	0.00	0.00
U		*	0.00	0.00	0.00	0.00	0.00	0.00
U2		**	0.00	0.00	0.00	0.00	0.00	0.00
U23		***	0.00	0.00	0.00	0.00	0.00	0.00
F 2511.1500-90-U24	UPK GRANT - PROFESSIONAL SALARIES		197,946.00	0.00	197,946.00	0.00	0.00	197,946.00
F 2511.1600-90-U24	UPK GRANT - SUPPORT STAFF		50,356.00	0.00	50,356.00	0.00	0.00	50,356.00
F 2511.4000-90-U24	UPK GRANT - PURCHASED SERVICES		1,525,432.00	0.00	1,525,432.00	915,259.20	610,172.80	0.00
F 2511.4500-90-U24	UPK GRANT - SUPPLIES AND MATERIALS		70,262.00	0.00	70,262.00	11,087.84	553.12	58,621.04
F 2511.4900-90-U24	UPK GRANT - BOCES SERVICES		1,500.00	0.00	1,500.00	0.00	0.00	1,500.00
F 2511.8000-90-U24	UPK GRANT - EMPLOYEE BENEFITS		79,039.00	0.00	79,039.00	0.00	0.00	79,039.00
U		*	1,924,535.00	0.00	1,924,535.00	926,347.04	610,725.92	387,462.04
U2		**	1,924,535.00	0.00	1,924,535.00	926,347.04	610,725.92	387,462.04

PATCHOGUE-MEDFORD UFSD



Appropriation Status Detail Report By Location & Program From 7/1/2023 To 3/31/2024

Account	Description		Budget	Adjustments	Adj. Budget	Expensed	Encumbered	Available
U24		***	1,924,535.00	0.00	1,924,535.00	926,347.04	610,725.92	387,462.04
90		****	14,092,559.15	2,220,840.12	16,313,399.27	5,914,832.20	6,534,287.19	3,864,279.88
9		*****	14,092,559.15	2,220,840.12	16,313,399.27	5,914,832.20	6,534,287.19	3,864,279.88
F 2252.4000-AR-G24	ARP - IDEA 619 - PURCHASED SERVICES		27,090.00	0.00	27,090.00	26,875.06	0.00	214.94
F 2252.4500-AR-G24	ARP - IDEA 619 - SUPPLIES AND MATERIALS		17,131.00	0.00	17,131.00	0.00	0.00	17,131.00
G		*	44,221.00	0.00	44,221.00	26,875.06	0.00	17,345.94
G2		**	44,221.00	0.00	44,221.00	26,875.06	0.00	17,345.94
G24		***	44,221.00	0.00	44,221.00	26,875.06	0.00	17,345.94
F 2110.4500-AR-HML2	ARP HCY PART II 5219- SUPPLIES AND MATERIALS		1,767.00	0.00	1,767.00	1,760.30	0.00	6.70
H		*	1,767.00	0.00	1,767.00	1,760.30	0.00	6.70
HM		**	1,767.00	0.00	1,767.00	1,760.30	0.00	6.70
HML2		***	1,767.00	0.00	1,767.00	1,760.30	0.00	6.70
F 2110.4000-AR-HMLS	ARP HCY PART II 5218- PURCHASED SERVICES		40,725.00	0.00	40,725.00	0.00	0.00	40,725.00
H		*	40,725.00	0.00	40,725.00	0.00	0.00	40,725.00
HM		**	40,725.00	0.00	40,725.00	0.00	0.00	40,725.00
HMLS		***	40,725.00	0.00	40,725.00	0.00	0.00	40,725.00
F 2250.1300-AR-I24	ARP - IDEA 611 - PROFESSIONAL SALARIES		22,620.00	0.00	22,620.00	15,167.00	0.00	7,453.00
F 2250.2000-AR-I24	ARP - IDEA 611 - EQUIPMENT		26,565.00	0.00	26,565.00	26,565.00	0.00	0.00
F 2250.3000-AR-I24	ARP - IDEA 611 - MINOR REMODELING		23,215.00	0.00	23,215.00	23,214.57	0.00	0.43
F 2250.4000-AR-I24	ARP - IDEA 611 - PURCHASED SERVICES		78,700.00	0.00	78,700.00	57,604.77	0.00	21,095.23
F 2250.4500-AR-I24	ARP - IDEA 611 - SUPPLIES AND MATERIALS		146,458.00	0.00	146,458.00	138,823.50	0.00	7,634.50
I		*	297,558.00	0.00	297,558.00	261,374.84	0.00	36,183.16
I2		**	297,558.00	0.00	297,558.00	261,374.84	0.00	36,183.16
I24		***	297,558.00	0.00	297,558.00	261,374.84	0.00	36,183.16
F 2110.1500-AR-LRLS	ARP ESSER 5884 - LEARNING LOSS- PROFESSIONAL SALARIES		2,173,896.00	241,090.00	2,414,986.00	1,074,555.81	467,615.36	872,814.83
F 2110.1620-AR-LRLS	ARP ESSER 5884 - LEARNING LOSS- NON INSTRUCTIONAL SALARIES		584,350.83	0.00	584,350.83	374,861.60	7,024.75	202,464.48
F 2110.4000-AR-LRLS	ARP ESSER 5884 - LEARNING LOSS- PURCHASED SERVICES		50,275.60	901,238.00	951,513.60	639,874.60	0.00	311,639.00
F 2110.4500-AR-LRLS	ARP ESSER 5884 - LEARNING LOSS- SUPPLIES AND MATERIALS		0.38	0.00	0.38	0.00	0.00	0.38
F 2110.8000-AR-LRLS	ARP ESSER 5884 - LEARNING LOSS- EMPLOYEE BENEFITS		1,461,213.16	-691,090.00	770,123.16	770,122.57	0.00	0.59

PATCHOGUE-MEDFORD UFSD

Appropriation Status Detail Report By Location & Program From 7/1/2023 To 3/31/2024



Account	Description	Budget	Adjustments	Adj. Budget	Expensed	Encumbered	Available
L	*	4,269,735.97	451,238.00	4,720,973.97	2,859,414.58	474,640.11	1,386,919.28
LR	**	4,269,735.97	451,238.00	4,720,973.97	2,859,414.58	474,640.11	1,386,919.28
LRLS	***	4,269,735.97	451,238.00	4,720,973.97	2,859,414.58	474,640.11	1,386,919.28
F 2110.1500-AR-STRS	ARP ESSER 5883 - COMPREHENSIVE A STATE RESERVES- PROFESSIONAL SALARIES	675,390.20	0.00	675,390.20	314,228.59	0.00	361,161.61
F 2110.1620-AR-STRS	ARP ESSER 5883 - COMPREHENSIVE A STATE RESERVES- SUPPORT STAFF	2,850.00	0.00	2,850.00	0.00	8,007.50	-5,157.50
S	*	678,240.20	0.00	678,240.20	314,228.59	8,007.50	356,004.11
ST	**	678,240.20	0.00	678,240.20	314,228.59	8,007.50	356,004.11
STRS	***	678,240.20	0.00	678,240.20	314,228.59	8,007.50	356,004.11
F 2110.1500-AR-STSE	ARP ESSER 5882 - SUMMER ENRICHMENT STATE RESERVES- PROFESSIONAL SALARIES	339,955.00	167,708.00	507,663.00	507,007.32	0.00	655.68
F 2110.1620-AR-STSE	ARP ESSER 5882 - SUMMER ENRICHMENT STATE RESERVES- NON-INSTRUCTIONAL SALARIES	80,555.00	-46,673.00	33,882.00	8,881.14	0.00	25,000.86
F 2110.4000-AR-STSE	ARP ESSER 5882 - SUMMER ENRICHMENT STATE RESERVES- PURCHASED SERVICES	104,114.76	0.00	104,114.76	104,350.00	0.00	-235.24
F 2110.4500-AR-STSE	ARP ESSER 5882 - SUMMER ENRICHMENT STATE RESERVES- SUPPLIES & MATERIALS	111,881.04	-104,901.00	6,980.04	6,879.22	0.00	100.82
F 2110.8000-AR-STSE	ARP ESSER 5882 - SUMMER ENRICHMENT STATE RESERVES- EMPLOYEE BENEFITS	22,937.35	-16,134.00	6,803.35	0.00	0.00	6,803.35
S	*	659,443.15	0.00	659,443.15	627,117.68	0.00	32,325.47
ST	**	659,443.15	0.00	659,443.15	627,117.68	0.00	32,325.47
STSE	***	659,443.15	0.00	659,443.15	627,117.68	0.00	32,325.47
AR	****	5,991,690.32	451,238.00	6,442,928.32	4,090,771.05	482,647.61	1,869,509.66
A	*****	5,991,690.32	451,238.00	6,442,928.32	4,090,771.05	482,647.61	1,869,509.66
F 2110.1500-CR-ES2	CRRSA - ESSER2- PROFESSIONAL SALARIES	172,162.78	0.00	172,162.78	360,940.96	0.00	-188,778.18
F 2110.1620-CR-ES2	CRRSA - ESSER2- NON INSTRUCTIONAL SALARIES	39,576.95	0.00	39,576.95	0.00	0.00	39,576.95
F 2110.4000-CR-ES2	CRRSA - ESSER2- PURCHASED SERVICES	0.64	28,245.00	28,245.64	28,245.00	0.00	0.64
F 2110.4500-CR-ES2	CRRSA - ESSER2- SUPPLIES AND MATERIALS	0.69	0.00	0.69	0.00	0.00	0.69
F 2110.8000-CR-ES2	CRRSA - ESSER2- EMPLOYEE BENEFITS	149,199.64	0.00	149,199.64	0.00	0.00	149,199.64
E	*	360,940.70	28,245.00	389,185.70	389,185.96	0.00	-0.26

PATCHOGUE-MEDFORD UFSD



Appropriation Status Detail Report By Location & Program From 7/1/2023 To 3/31/2024

Account	Description	Budget	Adjustments	Adj. Budget	Expensed	Encumbered	Available
ES	**	360,940.70	28,245.00	389,185.70	389,185.96	0.00	-0.26
ES2	***	360,940.70	28,245.00	389,185.70	389,185.96	0.00	-0.26
F 2110.1500-CR-GR2	CRRSA - GEER2- PROFESSIONAL SALARIES	427.25	0.00	427.25	427.25	0.00	0.00
F 2110.4000-CR-GR2	CRRSA - GEER2- PURCHASED SERVICES	0.00	10,517.00	10,517.00	10,517.00	0.00	0.00
G	*	427.25	10,517.00	10,944.25	10,944.25	0.00	0.00
GR	**	427.25	10,517.00	10,944.25	10,944.25	0.00	0.00
GR2	***	427.25	10,517.00	10,944.25	10,944.25	0.00	0.00
CR	****	361,367.95	38,762.00	400,129.95	400,130.21	0.00	-0.26
C	*****	361,367.95	38,762.00	400,129.95	400,130.21	0.00	-0.26
Fund FTotals:		20,523,303.35	2,710,840.12	23,234,143.47	10,405,733.46	7,016,934.80	5,811,475.21
Grand Totals:		20,523,303.35	2,710,840.12	23,234,143.47	10,405,733.46	7,016,934.80	5,811,475.21

CAPITAL PROJECTS FUND FINANCIAL REPORTS

PATCHOGUE-MEDFORD UFSD

Trial Balance Report From 7/1/2023 - 3/31/2024



Account	Description	Debits	Credits
H 200	CASH IN CHECKING	1,348,033.11	0.00
H 201	CASH IN TIMED DEPOSITS	77,662.99	0.00
H 206	CAPITAL FUND MM STERLING BANK	1,118,440.15	0.00
H 207	CAPITAL FUND MM FLUSHING BANK(EMPIRE NB)	14,631,562.36	0.00
H 410	DUE FROM STATE AND FEDERAL	503,918.78	0.00
H 510	ESTIMATED REVENUE	2,294,608.68	0.00
H 521	ENCUMBRANCES	2,059,073.98	0.00
H 522	EXPENDITURES	1,121,669.22	0.00
H 599	APPROPRIATED FUND BALANCE	16,854,188.77	0.00
H 600	ACCOUNTS PAYABLE	0.00	3,000.00
H 630	DUE TO GENERAL FUND	0.00	319,513.84
H 821	RESERVE FOR ENCUMBRANCES	0.00	2,059,073.98
H 909	FUND BALANCE, UNRESERVED	0.00	16,978,772.77
H 960	APPROPRIATIONS	0.00	19,148,797.45
H 980	REVENUE	0.00	1,500,000.00
H Fund Totals:		40,009,158.04	40,009,158.04
Grand Totals:		40,009,158.04	40,009,158.04

PATCHOGUE-MEDFORD UFSD

Revenue Status Report By Function From 7/1/2023 To 3/31/2024



Account	Description	Budget	Adjustments	Revised Budget	Revenue Earned	Unearned Revenue
H 3289	SMART SCHOOLS BOND ACT	670,024.68	0.00	670,024.68	0.00	670,024.68
H 3299	EXCEL AID	124,584.00	0.00	124,584.00	0.00	124,584.00
H 5031	INTERFUND TRANSFERS FROM GF	1,500,000.00	0.00	1,500,000.00	1,500,000.00	0.00
H Totals:		2,294,608.68	0.00	2,294,608.68	1,500,000.00	794,608.68
Grand Totals:		2,294,608.68	0.00	2,294,608.68	1,500,000.00	794,608.68

PATCHOGUE-MEDFORD UFSD



Appropriation Status Detail Report By Function From 7/1/2023 To 3/31/2024

Account	Description	Budget	Adjustments	Adj. Budget	Expensed	Encumbered	Available
H 1617.0418-0-2009	SOUTH OCEAN - INT TRSFR 2016/17 ROOF-CONSTRUCTION MANAGER	13,540.00	0.00	13,540.00	0.00	0.00	13,540.00
H 1617.0418-0-2450	SOUTH OCEAN - INT TRSFR 2016/17 ROOF-ARCHITECT	4,608.65	0.00	4,608.65	0.00	0.00	4,608.65
H 1617.0418-0-2930	SOUTH OCEAN - INT TRSFR 2016/17 ROOF-GC	193,840.19	0.00	193,840.19	0.00	0.00	193,840.19
1617	*	211,988.84	0.00	211,988.84	0.00	0.00	211,988.84
16	**	211,988.84	0.00	211,988.84	0.00	0.00	211,988.84
H 1920.2009-0-0419	INT TRSFR 2019/2020 - SO UNIVENT - CONSTRUCTION MANAGER	34,379.00	16,730.27	51,109.27	7,723.20	9,007.07	34,379.00
H 1920.2009-0-1523	INT TRSFR 2019/2020 - HIGH SCHOOL CTE MODIFICATIONS - CONSTRUCTION MANAGER	756.45	0.00	756.45	0.00	0.00	756.45
H 1920.2400-0-0419	INT TRSFR 2019/2020 - SO UNIVENT - ADMIN COSTS	4,893.52	35,000.00	39,893.52	27,119.88	0.00	12,773.64
H 1920.2400-0-1523	INT TRSFR 2019/2020 - HIGH SCHOOL CTE MODIFICATIONS - ADMIN COSTS	13,120.98	0.00	13,120.98	0.00	0.00	13,120.98
H 1920.2450-0-0419	INT TRSFR 2019/2020 - SO UNIVENT - ARCHITECT FEES	20,250.00	28,064.93	48,314.93	0.00	28,064.93	20,250.00
H 1920.2450-0-1523	INT TRSFR 2019/2020 - HIGH SCHOOL CTE MODIFICATIONS - ARCHITECT FEES	5,088.39	0.00	5,088.39	0.00	0.00	5,088.39
H 1920.2450-0-1525	INT TRSFR 2019/2020 - HIGH SCHOOL CTE MODIFICATIONS ART ROOMS- ARCHITECT FEES	10,000.00	0.00	10,000.00	0.00	0.00	10,000.00
H 1920.2930-0-0419	INT TRSFR 2019/2020 - SO UNIVENT - GC	885,533.02	623,339.34	1,508,872.36	344,393.05	313,946.29	850,533.02
H 1920.2930-0-1523	INT TRSFR 2019/2020 - HIGH SCHOOL CTE MODIFICATIONS - GC	12,525.14	0.00	12,525.14	0.00	0.00	12,525.14
H 1920.2930-0-1525	INT TRSFR 2019/2020 - HIGH SCHOOL CTE MODIFICATIONS - ART ROOMS - GC	4,218.81	0.00	4,218.81	0.00	0.00	4,218.81
1920	*	990,765.31	703,134.54	1,693,899.85	379,236.13	351,018.29	963,645.43
19	**	990,765.31	703,134.54	1,693,899.85	379,236.13	351,018.29	963,645.43
1	***	1,202,754.15	703,134.54	1,905,888.69	379,236.13	351,018.29	1,175,634.27
H 2021.2009-0-1525	INT TRSFR 2021/2022 - HIGH SCHOOL CTE MODIFICATIONS - ART ROOMS-CONSTRUCTION MANAGER	0.00	354.78	354.78	0.00	354.78	0.00
H 2021.2450-0-1525	INT TRSFR 2021/2022 - HIGH SCHOOL CTE MODIFICATIONS - ART ROOMS- ARCHITECT FEES	4.74	1,249.40	1,254.14	0.00	1,249.40	4.74
H 2021.2930-0-1525	INT TRSFR 2021/2022 - HIGH SCHOOL CTE MODIFICATIONS - ART ROOMS - GC	0.88	0.00	0.88	0.00	0.00	0.88

PATCHOGUE-MEDFORD UFSD



Appropriation Status Detail Report By Function From 7/1/2023 To 3/31/2024

Account	Description	Budget	Adjustments	Adj. Budget	Expensed	Encumbered	Available
H 2021.4000-0-SOL	INT TRSFR 2021/2022-SOLAR INITIATIVES - CONTRACTUAL	100,000.00	0.00	100,000.00	0.00	0.00	100,000.00
H 2021.4500-0-SEC	INT TRSFR 2021/2022-SECURITY UPGRADES - SUPPLIES AND MATERIALS	25,877.17	2,012.54	27,889.71	0.00	2,012.54	25,877.17
2021	*	125,882.79	3,616.72	129,499.51	0.00	3,616.72	125,882.79
20	**	125,882.79	3,616.72	129,499.51	0.00	3,616.72	125,882.79
H 2223.2009-0-1526	INT TRSFR 2022/2023 - HIGH SCHOOL CTE COSMETOLOGY - CONSTRUCTION MANAGER	3,500.00	17,500.51	21,000.51	16,046.61	1,453.90	3,500.00
H 2223.2400-0-1526	INT TRSFR 2022/2023 - HIGH SCHOOL CTE COSMETOLOGY - ADMIN COSTS	3,291.90	0.00	3,291.90	0.00	0.00	3,291.90
H 2223.2450-0-1526	INT TRSFR 2022/2023 - HIGH SCHOOL CTE COSMETOLOGY - ARCHITECT FEES	500.00	30,303.18	30,803.18	25,633.09	4,670.09	500.00
H 2223.2930-0-1526	INT TRSFR 2022/2023 - HIGH SCHOOL CTE COSMETOLOGY - GC	1,650.00	752,958.44	754,608.44	670,422.87	36,194.47	47,991.10
2223	*	8,941.90	800,762.13	809,704.03	712,102.57	42,318.46	55,283.00
22	**	8,941.90	800,762.13	809,704.03	712,102.57	42,318.46	55,283.00
H 2324.0000-0-0000	INT TRSFR 2023/24 - UNALLOCATED	1,120,038.00	-104,000.00	1,016,038.00	0.00	0.00	1,016,038.00
H 2324.0120-0-0000	INTERFUND TRANSFER 2023/24 - BAY ELEMENTARY ADDITION - UNALLOCATED	200,000.00	0.00	200,000.00	0.00	0.00	200,000.00
H 2324.0120-0-2400	INTERFUND TRANSFER 2023/24 - BAY ELEMENTARY ADDITION - ADMIN COSTS	129,962.00	0.00	129,962.00	18,987.00	40,202.00	70,773.00
H 2324.0916-0-2009	OREGON - INT TRSFR 2023/24 - CONSTRUCTION MANAGER	0.00	44,000.00	44,000.00	0.00	44,000.00	0.00
H 2324.0916-0-2400	OREGON - INT TRSFR 2023/24 - ADMIN COSTS	50,000.00	0.00	50,000.00	10,800.00	0.00	39,200.00
H 2324.0916-0-2450	OREGON - INT TRSFR 2023/24 - ARCHITECT	0.00	60,000.00	60,000.00	525.52	59,474.48	0.00
2324	*	1,500,000.00	0.00	1,500,000.00	30,312.52	143,676.48	1,326,011.00
23	**	1,500,000.00	0.00	1,500,000.00	30,312.52	143,676.48	1,326,011.00
2	***	1,634,824.69	804,378.85	2,439,203.54	742,415.09	189,611.66	1,507,176.79
H CR01.0018-0-2450	CAP RES 2015 - BAY ROOF-ARCHITECT	1,080.67	0.00	1,080.67	0.00	0.00	1,080.67
CR01	*	1,080.67	0.00	1,080.67	0.00	0.00	1,080.67
H CR02.0012-0-2450	CAP RES 2015 - MEDFORD WIND - ARCHITECT	2,754.31	0.00	2,754.31	0.00	0.00	2,754.31
H CR02.0013-0-2450	CAP RES 2015 - MEDFORD ROOF-ARCHITECT	2,080.67	0.00	2,080.67	0.00	0.00	2,080.67
CR02	*	4,834.98	0.00	4,834.98	0.00	0.00	4,834.98
H CR03.0010-0-2450	CAP RES 2015 - RIVER ROOF-ARCHITECT	639.04	0.00	639.04	0.00	0.00	639.04

PATCHOGUE-MEDFORD UFSD



Appropriation Status Detail Report By Function From 7/1/2023 To 3/31/2024

Account	Description	Budget	Adjustments	Adj. Budget	Expensed	Encumbered	Available
CR03	*	639.04	0.00	639.04	0.00	0.00	639.04
H CR04.0018-0-2450	CAP RES 2015 - SOUTH OCEAN LOCKER-ARCHITECT (ROOF IS INT TRSFR)	904.75	0.00	904.75	0.00	0.00	904.75
CR04	*	904.75	0.00	904.75	0.00	0.00	904.75
H CR05.0021-0-2450	CAP RES 2015 - SAXTON ROOF-ARCHITECT	5,080.67	0.00	5,080.67	0.00	0.00	5,080.67
H CR05.0022-0-2450	CAP RES 2015 - SAXTON LOCKERS-ARCHITECT	908.51	0.00	908.51	0.00	0.00	908.51
CR05	*	5,989.18	0.00	5,989.18	0.00	0.00	5,989.18
H CR08.0011-0-2450	CAP RES 2015 - BARTON ROOF-ARCHITECT	3,080.68	0.00	3,080.68	0.00	0.00	3,080.68
CR08	*	3,080.68	0.00	3,080.68	0.00	0.00	3,080.68
H CR10.0012-0-2450	CAP RES 2015 - TREMONT ROOF-ARCHITECT	3,080.67	0.00	3,080.67	0.00	0.00	3,080.67
CR10	*	3,080.67	0.00	3,080.67	0.00	0.00	3,080.67
H CR11.0013-0-2450	CAP RES 2015 - EAGLE ROOF-ARCHITECT	3,080.66	0.00	3,080.66	0.00	0.00	3,080.66
CR11	*	3,080.66	0.00	3,080.66	0.00	0.00	3,080.66
H CR13.0012-0-2450	CAP RES 2015 - CANAAN ROOF-ARCHITECT	2,080.66	0.00	2,080.66	0.00	0.00	2,080.66
CR13	*	2,080.66	0.00	2,080.66	0.00	0.00	2,080.66
H CR15.0020-0-2450	CAP RES 2015 - HS ROOF AND TENNIS COURTS-ARCHITECT	1,038.08	0.00	1,038.08	0.00	0.00	1,038.08
CR15	*	1,038.08	0.00	1,038.08	0.00	0.00	1,038.08
H CR18.0000-0-0001	CAP RESERVE 2018 - UNALLOCATED-PROJECTS APPROVED 5-21-2019	539,576.92	0.00	539,576.92	0.00	0.00	539,576.92
H CR18.0120-0-0000	CAP RESERVE 2018 - BAY ELEMENTARY ADDITION - UNALLOCATED (5/16/23)	7,870,038.00	0.00	7,870,038.00	0.00	0.00	7,870,038.00
H CR18.0120-0-2009	CAP RESERVE 2018 - BAY ELEMENTARY ADDITION - CONSTRUCTION MANAGER (5/16/23)	700,000.00	0.00	700,000.00	0.00	700,000.00	0.00
H CR18.2450-1-1524	CAP RESERVE 2018 - 5/21/2019 - HIGH SCHOOL FIRE ALARM-ARCHITECT FEES	-1,743.75	0.00	-1,743.75	0.00	0.00	-1,743.75
CR18	*	9,107,871.17	0.00	9,107,871.17	0.00	700,000.00	8,407,871.17
H CR22.0120-0-0000	CAP RESERVE 2022 - BAY ELEMENTARY ADDITION - UNALLOCATED (5/16/23)	4,200,000.00	0.00	4,200,000.00	0.00	0.00	4,200,000.00
H CR22.0120-0-2450	CAP RESERVE 2022 - BAY ELEMENTARY ADDITION - ARCHITECT FEES (5/16/23)	800,000.00	0.00	800,000.00	18.00	799,982.00	0.00
CR22	*	5,000,000.00	0.00	5,000,000.00	18.00	799,982.00	4,200,000.00
CR	**	14,133,680.54	0.00	14,133,680.54	18.00	1,499,982.00	12,633,680.54
C	***	14,133,680.54	0.00	14,133,680.54	18.00	1,499,982.00	12,633,680.54

PATCHOGUE-MEDFORD UFSD

Appropriation Status Detail Report By Function From 7/1/2023 To 3/31/2024



Account	Description	Budget	Adjustments	Adj. Budget	Expensed	Encumbered	Available
H SB79.0009-0-2009	SMART SCHOOLS PHASE 3 - CONSTRUCTION MANAGER	71,464.00	0.00	71,464.00	0.00	0.00	71,464.00
H SB79.0009-0-2450	SMART SCHOOLS PHASE 3 - ARCHITECT	9,339.90	18,462.03	27,801.93	0.00	18,462.03	9,339.90
H SB79.0009-0-2930	SMART SCHOOLS PHASE 3 - GC	570,758.75	0.00	570,758.75	0.00	0.00	570,758.75
SB79	*	651,562.65	18,462.03	670,024.68	0.00	18,462.03	651,562.65
SB	**	651,562.65	18,462.03	670,024.68	0.00	18,462.03	651,562.65
S	***	651,562.65	18,462.03	670,024.68	0.00	18,462.03	651,562.65
Fund HTotals:		17,622,822.03	1,525,975.42	19,148,797.45	1,121,669.22	2,059,073.98	15,968,054.25
Grand Totals:		17,622,822.03	1,525,975.42	19,148,797.45	1,121,669.22	2,059,073.98	15,968,054.25

MISCELLANEOUS
SPECIAL REVENUE
FUNDS REPORTS

PATCHOGUE-MEDFORD UFSD

Trial Balance Report From 7/1/2023 - 3/31/2024



Account	Description	Debits	Credits
EC 200	CASH - EXTRACLASSROOM ACTIVITY FUND	465,076.19	0.00
EC 510	Estimated Revenue	550,000.00	0.00
EC 522	Expenditures	225,141.67	0.00
EC 909	FUND BALANCE, UNRESERVED EXTRACLASSROOM ACTIVITY FUND	0.00	423,112.53
EC 960	Appropriations	0.00	550,000.00
EC 980	Revenues	0.00	267,105.33
EC Fund Totals:		1,240,217.86	1,240,217.86
Grand Totals:		1,240,217.86	1,240,217.86

PATCHOGUE-MEDFORD UFSD



Revenue Status Report By Function From 7/1/2023 To 3/31/2024

Account	Description	Budget	Adjustments	Revised Budget	Revenue Earned	Unearned Revenue
EC 2401	EXTRACLASSROOM ACTIVITY FUND - INTEREST EARNINGS	0.00	0.00	0.00	778.49	-778.49
EC 2770	EXTRACLASSROOM ACTIVITY FUND - RECEIPTS	550,000.00	0.00	550,000.00	266,326.84	283,673.16
EC Totals:		550,000.00	0.00	550,000.00	267,105.33	282,894.67
Grand Totals:		550,000.00	0.00	550,000.00	267,105.33	282,894.67

PATCHOGUE-MEDFORD UFSD



Appropriation Status Detail Report By Function From 7/1/2023 To 3/31/2024

Account	Description	Budget	Adjustments	Adj. Budget	Expensed	Encumbered	Available
EC 4000	EXTRACLASSROOM ACTIVITY FUND - EXPENSES	550,000.00	0.00	550,000.00	225,141.67	0.00	324,858.33
4000	*	550,000.00	0.00	550,000.00	225,141.67	0.00	324,858.33
40	**	550,000.00	0.00	550,000.00	225,141.67	0.00	324,858.33
4	***	550,000.00	0.00	550,000.00	225,141.67	0.00	324,858.33
	Fund ECTotals:	550,000.00	0.00	550,000.00	225,141.67	0.00	324,858.33
	Grand Totals:	550,000.00	0.00	550,000.00	225,141.67	0.00	324,858.33

PATCHOGUE-MEDFORD UFSD

Trial Balance Report From 7/1/2023 - 3/31/2024



Account	Description	Debits	Credits
SC 200	SCHOLARSHIP CASH AND CASH EQUIVALENTS	1,078,277.22	0.00
SC 510	Estimated Revenue	100,000.00	0.00
SC 522	Expenditures	39,600.00	0.00
SC 909	ENDOWMENTS, SCHOLARSHIPS & GIFTS	0.00	1,055,454.92
SC 960	Appropriations	0.00	100,000.00
SC 980	Revenues	0.00	62,422.30
SC Fund Totals:		1,217,877.22	1,217,877.22
Grand Totals:		1,217,877.22	1,217,877.22

PATCHOGUE-MEDFORD UFSD



Revenue Status Report By Function From 7/1/2023 To 3/31/2024

Account	Description	Budget	Adjustments	Revised Budget	Revenue Earned	Unearned Revenue
SC 2401	SCHOLARSHIP FUND - INTEREST AND EARNINGS	0.00	0.00	0.00	33,254.30	-33,254.30
SC 2705	SCHOLARSHIP FUND - GIFTS AND DONATIONS	100,000.00	0.00	100,000.00	29,168.00	70,832.00
SC Totals:		100,000.00	0.00	100,000.00	62,422.30	37,577.70
Grand Totals:		100,000.00	0.00	100,000.00	62,422.30	37,577.70

PATCHOGUE-MEDFORD UFSD



Appropriation Status Detail Report By Function From 7/1/2023 To 3/31/2024

Account	Description	Budget	Adjustments	Adj. Budget	Expensed	Encumbered	Available
SC 4000	SCHOLARSHIP FUND - SCHOLARSHIPS AND AWARDS	100,000.00	0.00	100,000.00	39,600.00	0.00	60,400.00
4000	*	100,000.00	0.00	100,000.00	39,600.00	0.00	60,400.00
40	**	100,000.00	0.00	100,000.00	39,600.00	0.00	60,400.00
4	***	100,000.00	0.00	100,000.00	39,600.00	0.00	60,400.00
	Fund SCTotals:	100,000.00	0.00	100,000.00	39,600.00	0.00	60,400.00
	Grand Totals:	100,000.00	0.00	100,000.00	39,600.00	0.00	60,400.00

DEBT SERVICE
FUND FINANCIAL
REPORTS

PATCHOGUE-MEDFORD UFSD

Trial Balance Report From 7/1/2023 - 3/31/2024



Account	Description	Debits	Credits
V 200	CASH IN CHECKING	120,239.27	0.00
V 510	ESTIMATED REVENUE	10,457,512.00	0.00
V 521	ENCUMBRANCES	120,187.50	0.00
V 522	EXPENDITURES	10,337,323.70	0.00
V 6300	DUE TO GENERAL FUND	0.00	39.27
V 821	RESERVE FOR ENCUMBRANCES	0.00	120,187.50
V 909	FUND BALANCE, UNRESERVED	0.00	17,619.87
V 960	APPROPRIATIONS	0.00	10,457,512.00
V 980	REVENUES	0.00	10,439,903.83
V Fund Totals:		21,035,262.47	21,035,262.47
Grand Totals:		21,035,262.47	21,035,262.47

PATCHOGUE-MEDFORD UFSD

Revenue Status Report By Function From 7/1/2023 To 3/31/2024



Account	Description	Budget	Adjustments	Revised Budget	Revenue Earned	Unearned Revenue
V 5031	INTERFUND TRANSFERS	10,457,512.00	0.00	10,457,512.00	10,439,903.83	17,608.17
	V Totals:	10,457,512.00	0.00	10,457,512.00	10,439,903.83	17,608.17
	Grand Totals:	10,457,512.00	0.00	10,457,512.00	10,439,903.83	17,608.17

PATCHOGUE-MEDFORD UFSD



Appropriation Status Detail Report By Function From 7/1/2023 To 3/31/2024

Account	Description	Budget	Adjustments	Adj. Budget	Expensed	Encumbered	Available
V 9711.600-90-000	SERIAL BONDS, CONSTRUCTION - PRINCIPAL	8,170,000.00	0.00	8,170,000.00	8,170,000.00	0.00	0.00
V 9711.700-90-000	SERIAL BONDS, CONSTRUCTION - INTEREST	1,425,150.00	0.00	1,425,150.00	1,304,962.50	120,187.50	0.00
9711	*	9,595,150.00	0.00	9,595,150.00	9,474,962.50	120,187.50	0.00
V 9740.600-90-000	ENERGY PERFORMANCE - PRINCIPAL	729,434.00	0.00	729,434.00	729,433.35	0.00	0.65
V 9740.700-90-000	ENERGY PERFORMANCE - INTEREST	132,928.00	0.00	132,928.00	132,927.85	0.00	0.15
9740	*	862,362.00	0.00	862,362.00	862,361.20	0.00	0.80
97	**	10,457,512.00	0.00	10,457,512.00	10,337,323.70	120,187.50	0.80
9	***	10,457,512.00	0.00	10,457,512.00	10,337,323.70	120,187.50	0.80
Fund VTotals:		10,457,512.00	0.00	10,457,512.00	10,337,323.70	120,187.50	0.80
Grand Totals:		10,457,512.00	0.00	10,457,512.00	10,337,323.70	120,187.50	0.80

WORKERS
COMPENSATION
RESERVE
FINANCIAL
REPORTS

PATCHOGUE-MEDFORD UFSD

Trial Balance Report From 7/1/2023 - 3/31/2024



Account	Description	Debits	Credits
W 200	CASH IN CHECKING	501,941.33	0.00
W 510	ESTIMATED REVENUE	800,000.00	0.00
W 522	EXPENDITURES	829,357.76	0.00
W 630	DUE TO GENERAL FUND	0.00	493,745.34
W 909	FUND BALANCE, UNRESERVED	0.00	10,342.12
W 960	APPROPRIATIONS	0.00	800,000.00
W 980	REVENUES	0.00	827,211.63
W Fund Totals:		2,131,299.09	2,131,299.09
Grand Totals:		2,131,299.09	2,131,299.09

PATCHOGUE-MEDFORD UFSD



Revenue Status Report By Function From 7/1/2023 To 3/31/2024

Account	Description	Budget	Adjustments	Revised Budget	Revenue Earned	Unearned Revenue
W 5031	TRANSFER FROM GEN FD	800,000.00	0.00	800,000.00	827,211.63	-27,211.63
	W Totals:	800,000.00	0.00	800,000.00	827,211.63	-27,211.63
	Grand Totals:	800,000.00	0.00	800,000.00	827,211.63	-27,211.63

PATCHOGUE-MEDFORD UFSD

Appropriation Status Detail Report By Function From 7/1/2023 To 3/31/2024



Account	Description		Budget	Adjustments	Adj. Budget	Expensed	Encumbered	Available
W 5222	JUDGMENTS AND CLAIMS		800,000.00	0.00	800,000.00	829,357.76	0.00	-29,357.76
5222		*	800,000.00	0.00	800,000.00	829,357.76	0.00	-29,357.76
52		**	800,000.00	0.00	800,000.00	829,357.76	0.00	-29,357.76
5		***	800,000.00	0.00	800,000.00	829,357.76	0.00	-29,357.76
	Fund WTotals:		800,000.00	0.00	800,000.00	829,357.76	0.00	-29,357.76
	Grand Totals:		800,000.00	0.00	800,000.00	829,357.76	0.00	-29,357.76

BUDGET TRANSFER QUERY

PATCHOGUE-MEDFORD UFSD



Budget Transfer Query From 3/1/2024 - 3/31/2024 In Between \$0.00 And \$999,999,999.99

Reference #	Date	Transfer Explanation	Account	Detail Description	Debits	Credits
6129	03/01/2024	TRANSFER FUNDS TO CONVER CONFERENCE ROOM FURNITURE	A 2110.4900-04-000		1,000.00	0.00
			A 2110.4500-04-000		0.00	2,000.00
			A 2110.4750-04-000		1,000.00	0.00
				Transfer Totals:	2,000.00	2,000.00
6130	03/01/2024	TRANSFER FUNDS TO COVER LI TEACHER INST CONFERENCE	A 2123.4150-90-000		100.00	0.00
			A 2123.4900-90-000		0.00	100.00
				Transfer Totals:	100.00	100.00
6131	03/01/2024	TRANSFER FUNDS TO COVER CONFERENCES	A 2250.4800-90-000		449.80	0.00
			A 2250.4140-90-000		500.00	0.00
			A 2250.4915-90-000		0.00	949.80
				Transfer Totals:	949.80	949.80
6132	03/01/2024	TRANSFER FUNDS TO COVER SKILLS USA STATE FEES	A 2280.4500-90-000		3,000.00	0.00
			A 2280.2000-90-000		1,750.00	0.00
			A 2280.4000-90-000		0.00	4,750.00
				Transfer Totals:	4,750.00	4,750.00
6133	03/06/2024	TRANSFER FUNDS TO COVER SUPPLIES NEEDED	A 1620.4740-90-000		4,500.00	0.00
			A 1620.4512-90-000		0.00	4,500.00
				Transfer Totals:	4,500.00	4,500.00
6134	03/13/2024	TRANSFER FUNDS TO COVER SUPPLIES NEEDED	A 2110.2000-27-000		553.48	0.00
			A 2110.4500-27-000		0.00	553.48
				Transfer Totals:	553.48	553.48
6135	03/13/2024	TRANSFER FUNDS TO COVER BUSING FOR STUDENTS TO SO FROM HS FOR ELL/FELL COLLABORATION	A 2110.4500-90-000		260.00	0.00

PATCHOGUE-MEDFORD UFSD



Budget Transfer Query From 3/1/2024 - 3/31/2024 In Between \$0.00 And \$999,999,999.99

Reference #	Date	Transfer Explanation	Account	Detail Description	Debits	Credits
			A 5540.4030-90-000		0.00	260.00
				Transfer Totals:	260.00	260.00
6136	03/20/2024	TRANSFER FUNDS TO COVER BOCES CULTURAL ARTS DONATION FROM MEDFORD ELEMENTARY	A 5581.4905-90-000		1,728.14	0.00
			A 2110.4913-90-000		0.00	1,728.14
				Transfer Totals:	1,728.14	1,728.14
6137	03/20/2024	TRANSFER FUNDS TO COVER BOCES CULTURAL ARTS DONATION FOR S. OCEAN MIDDLE SCHOOL	A 5581.4905-90-000		2,665.46	0.00
			A 2110.4913-90-000		0.00	2,665.46
				Transfer Totals:	2,665.46	2,665.46
6138	03/20/2024	TRANSFER FUNDS TO COVER CHAPERONES FUNDED BY SECTION XI FOR WRESTLING LEAGUE I TOURNAMENTS	A 5540.4020-90-000		700.00	0.00
			A 2855.1502-90-000		0.00	700.00
				Transfer Totals:	700.00	700.00
6139	03/22/2024	TRSNFR FUNDS TO COVER CULTURAL ARTS EVENTS AT TREMONT	A 2110.4500-07-000		19.75	0.00
			A 2110.4913-90-000		0.00	19.75
				Transfer Totals:	19.75	19.75
6140	03/22/2024	TRSNFR FUNDS TO COVER INCREASE OF SAFETY DEPOSIT BOX ANNUAL RENEWAL	A 1325.4500-90-000		60.00	0.00
			A 1325.4501-90-000		0.00	60.00
				Transfer Totals:	60.00	60.00
6141	03/22/2024	TRSNFR FUNDS TO COVER CATERING FOR SS EVENTS	A 2122.4500-28-000		150.00	0.00
			A 2122.4000-37-000		0.00	150.00
				Transfer Totals:	150.00	150.00

PATCHOGUE-MEDFORD UFSD



Budget Transfer Query From 3/1/2024 - 3/31/2024 In Between \$0.00 And \$999,999,999.99

Reference #	Date	Transfer Explanation	Account	Detail Description	Debits	Credits
6142	03/22/2024	TRSNF FUNDS TO COVER SCHOOL LUNCH CATERING ENGLISH	A 2122.4150-90-000		250.00	0.00
			A 2112.4000-90-000		0.00	250.00
			Transfer Totals:		250.00	250.00
6143	03/22/2024	TRSNF FUNDS TO CVR TRAVEL FEES FOR SKILLS USA TRIP	A 2123.4500-27-000		2,000.00	0.00
			A 2123.4500-28-000		1,233.45	0.00
			A 2123.4150-90-000		0.00	3,233.45
			Transfer Totals:		3,233.45	3,233.45
6144	03/26/2024	3/25 - TRANSFER FUNDS TO COVER ADDITIONAL SERVICES FROM ZE	A 1480.4900-90-000		0.00	12,650.00
			A 1680.4900-90-000		12,650.00	0.00
			Transfer Totals:		12,650.00	12,650.00
6145	03/26/2024	3/25 - TRANSFER FUNDS TO COVER ADDITIONAL MFA LICENSING	A 1680.4790-90-000		16,272.00	0.00
			A 1680.4725-90-000		0.00	16,272.00
			Transfer Totals:		16,272.00	16,272.00
6146	03/26/2024	3/25 - TRANSFER FUNDS TO COVER MATH PROGRAM	A 2110.4800-90-000		91,725.80	0.00
			A 2117.4810-27-000		1,136.00	0.00
			A 2120.4810-01-000		200.00	0.00
			A 2120.4810-02-000		100.00	0.00
			A 2120.4810-03-000		200.00	0.00
			A 2117.4810-02-000		0.00	93,361.80
			Transfer Totals:		93,361.80	93,361.80
6147	03/26/2024	3/25 - TRANSFER FUNDS TO COVER MATH PROGRAM	A 2128.4825-06-000		510.00	0.00
			A 2122.4820-37-000		98.38	0.00
			A 2122.4822-37-000		171.20	0.00
			A 2123.4822-90-000		419.00	0.00

PATCHOGUE-MEDFORD UFSD

Budget Transfer Query From 3/1/2024 - 3/31/2024 In Between \$0.00 And \$999,999,999.99



Reference #	Date	Transfer Explanation	Account	Detail Description	Debits	Credits
			A 2122.4810-01-000		100.00	0.00
			A 2122.4810-02-000		100.00	0.00
			A 2122.4810-03-000		100.00	0.00
			A 2122.4810-04-000		100.00	0.00
			A 2122.4810-05-000		100.00	0.00
			A 2122.4810-06-000		100.00	0.00
			A 2122.4810-07-000		100.00	0.00
			A 2122.4810-26-000		100.00	0.00
			A 2122.4810-27-000		100.00	0.00
			A 2122.4810-28-000		100.00	0.00
			A 2117.4820-37-000		600.00	0.00
			A 2117.4810-28-000		44.00	0.00
			A 2120.4810-06-000		100.00	0.00
			A 2116.4820-26-000		12,900.00	0.00
			A 2116.4820-27-000		8,539.50	0.00
			A 2116.4820-28-000		12,210.00	0.00
			A 2116.4820-37-000		0.25	0.00
			A 2118.4810-90-000		1,686.63	0.00
			A 2117.4810-01-000		0.00	38,278.96
Transfer Totals:					38,278.96	38,278.96
6148	03/26/2024	3/25 - TRANSFER FUNDS TO COVER ELA/READING PROGRAM EXPANSION	A 2110.4800-90-000		304,102.00	0.00
			A 2112.4810-26-000		0.00	44,422.00
			A 2112.4810-27-000		0.00	46,315.00
			A 2112.4810-28-000		0.00	47,565.00
			A 2112.4820-26-000		0.00	55,700.00
			A 2112.4820-27-000		0.00	58,500.00
			A 2112.4820-28-000		0.00	51,600.00
Transfer Totals:					304,102.00	304,102.00
6149	03/26/2024	3/25 - TRANSFER FUNDS TO COVER MATH PROGRAM	A 2120.4810-07-000		400.00	0.00
			A 2118.4820-90-000		417.30	0.00

PATCHOGUE-MEDFORD UFSD



Budget Transfer Query From 3/1/2024 - 3/31/2024 In Between \$0.00 And \$999,999,999.99

Reference #	Date	Transfer Explanation	Account	Detail Description	Debits	Credits
			A 2121.4810-26-000		25,794.00	0.00
			A 2121.4810-27-000		24,714.00	0.00
			A 2121.4820-28-000		2,000.00	0.00
			A 2128.4820-27-000		3.75	0.00
			A 2128.4825-01-000		115.00	0.00
			A 2128.4825-02-000		145.00	0.00
			A 2128.4825-03-000		600.00	0.00
			A 2128.4825-04-000		100.00	0.00
			A 2128.4825-05-000		160.00	0.00
			A 2128.4825-07-000		1,500.00	0.00
			A 2280.4800-90-000		1,139.65	0.00
			A 2331.4850-43-000		7,000.00	0.00
			A 2117.4810-07-000		0.00	64,088.70
			Transfer Totals:		64,088.70	64,088.70
6150	03/26/2024	3/25 - TRANSFER FUNDS TO COVER MATH PROGRAM	A 2120.4810-04-000		200.00	0.00
			A 2120.4810-05-000		200.00	0.00
			A 2120.4820-26-000		3,000.00	0.00
			A 2120.4820-27-000		3,000.00	0.00
			A 2120.4820-28-000		3,000.00	0.00
			A 2121.4810-28-000		25,254.00	0.00
			A 2121.4820-26-000		4,500.00	0.00
			A 2121.4820-27-000		3,000.00	0.00
			A 2121.4820-37-000		1,000.00	0.00
			A 2117.4810-06-000		0.00	43,154.00
			Transfer Totals:		43,154.00	43,154.00
6151	03/26/2024	3/25 - TRANSFER FUNDS TO COVER MATH PROGRAM	A 5540.4000-90-000		359,000.00	0.00
			A 2117.4810-01-000		0.00	30,000.00
			A 2117.4810-03-000		0.00	111,000.00
			A 2117.4810-04-000		0.00	119,000.00
			A 2117.4810-05-000		0.00	99,000.00

PATCHOGUE-MEDFORD UFSD



Budget Transfer Query From 3/1/2024 - 3/31/2024 In Between \$0.00 And \$999,999,999.99

Reference #	Date	Transfer Explanation	Account	Detail Description	Debits	Credits
Transfer Totals:					359,000.00	359,000.00
6152	03/26/2024	3/25 - TRANSFER FUNDS TO COVER NYSSMA RECEIPTS	A 5581.4905-90-000		6,676.00	0.00
			A 2110.4913-90-000		0.00	6,676.00
Transfer Totals:					6,676.00	6,676.00
6153	03/27/2024	TRANSFER FUNDS TO REVERSE PREVIOUS TRANSFER FOR A TRIP THAT WAS CANCELLED	A 5540.4030-90-000		260.00	0.00
			A 2110.4500-90-000		0.00	260.00
Transfer Totals:					260.00	260.00
Grand Totals:					959,763.54	959,763.54

CAPITAL PROJECT REPORT

PATCHOGUE-MEDFORD UFSD



Appropriation Status Detail Report By Function & Object From 7/1/1999 To 3/31/2024

Account	Description	Budget	Adjustments	Adj. Budget	Expensed	Encumbered	Available
H 0000.0000-0-2000	CONSTR MGR - EQUIP/SUPPLY	13,092.24	-13,092.24	0.00	0.00	0.00	0.00
H 0000.0000-0-2009	SUPER OF CONSTR/PARK EAST	3,705,000.00	-3,705,000.00	0.00	0.00	0.00	0.00
H 0000.0000-0-2010	SUPER OF CONSTR/CHRISTA	892,031.94	-892,031.94	0.00	0.00	0.00	0.00
H 0000.0000-0-2011	CONSTR MANAGER REIMBURSABLES	281,190.73	-250,572.57	30,618.16	4.75	0.00	30,613.41
H 0000.0000-0-2012	CONSTR MGR - SUPPLIES	8,540.86	-8,540.86	0.00	0.00	0.00	0.00
H 0000.0000-0-4001	CONSTRUCTION MANAGER	0.00	0.00	0.00	0.00	0.00	0.00
H 0000.0000-0-4500	CONSTRUCTION MANAGER SUPPLIES	0.00	0.00	0.00	0.00	0.00	0.00
0000.0000	*	4,899,855.77	-4,869,237.61	30,618.16	4.75	0.00	30,613.41
0000.00	**	4,899,855.77	-4,869,237.61	30,618.16	4.75	0.00	30,613.41
0000.0	***	4,899,855.77	-4,869,237.61	30,618.16	4.75	0.00	30,613.41
0000	****	4,899,855.77	-4,869,237.61	30,618.16	4.75	0.00	30,613.41
H 0001.0007-0-2000	BAY ADDITIONS - FURNITURE	330,000.00	-149,123.00	180,877.00	180,175.68	0.00	701.32
H 0001.0007-0-2011	CONSTRUCTION MANAGER COSTS	0.00	45,700.00	45,700.00	45,694.06	0.00	5.94
H 0001.0007-0-2400	BAY AVE ADD/ALT- ADMIN EXP	660.49	31,256.93	31,917.42	31,638.81	0.00	278.61
H 0001.0007-0-2450	BAY ADDITIONS - ARCHITECT	310,117.37	150,327.63	460,445.00	441,161.36	0.00	19,283.64
H 0001.0007-0-2460	BAY ADDITION SURVEY/ENGINEER	26,949.00	53,278.00	80,227.00	80,017.00	0.00	210.00
H 0001.0007-0-2930	BAY ADDITIONS - G.C.	3,297,055.24	-1,913,000.24	1,384,055.00	1,383,804.76	0.00	250.24
H 0001.0007-0-2940	BAY ADDITIONS - HVAC	1,531,678.00	-807,907.00	723,771.00	723,771.00	0.00	0.00
H 0001.0007-0-2950	BAY ADDITIONS - PLUMBING	606,452.00	-411,968.00	194,484.00	184,921.00	0.00	9,563.00
H 0001.0007-0-2960	BAY ADDITIONS - ELECTRICAL	1,037,419.13	-481,187.13	556,232.00	556,011.87	0.00	220.13
H 0001.0007-0-2970	BAY ADDITIONS - SITE DEVELOPMENT	78,193.50	27,274.00	105,467.50	105,465.26	0.00	2.24
H 0001.0007-0-2990	BAY ADDITIONS - SOFT COSTS	0.00	0.00	0.00	0.00	0.00	0.00
0001.0007	*	7,218,524.73	-3,455,348.81	3,763,175.92	3,732,660.80	0.00	30,515.12
H 0001.0008-0-2010	BAY CHIMNEY- SUPT. OF CONSTRUCTION	0.00	2,870.00	2,870.00	2,870.00	0.00	0.00
H 0001.0008-0-2400	BAY CHIMNEY - ADVERTISING	250.00	-19.51	230.49	230.49	0.00	0.00
H 0001.0008-0-2450	BAY CHIMNEY ARCHITECT	6,080.00	-1,853.39	4,226.61	4,226.61	0.00	0.00
H 0001.0008-0-2930	BAY CHIMNEY G/C	28,700.00	0.00	28,700.00	28,700.00	0.00	0.00
H 0001.0008-0-4000	BAY CHIMNEY ARCHITECT	6,080.00	-6,080.00	0.00	0.00	0.00	0.00
H 0001.0008-0-4010	BAY CHIMNEY G.C.	82,600.00	-82,600.00	0.00	0.00	0.00	0.00
H 0001.0008-0-4120	BAY CHIMNEY ADVERTISING	0.00	0.00	0.00	0.00	0.00	0.00
H 0001.0008-0-4200	BAY CHIMNEY CONTINGENCY	26,846.00	-26,846.00	0.00	0.00	0.00	0.00
0001.0008	*	150,556.00	-114,528.90	36,027.10	36,027.10	0.00	0.00
H 0001.0009-0-2010	BAY ROOF-SUPT OF CONSTR.	0.00	34,400.00	34,400.00	34,400.00	0.00	0.00

PATCHOGUE-MEDFORD UFSD



Appropriation Status Detail Report By Function & Object From 7/1/1999 To 3/31/2024

Account	Description	Budget	Adjustments	Adj. Budget	Expensed	Encumbered	Available
H 0001.0009-0-2400	BAY ROOF ADMIN. COSTS	2,213.00	31.54	2,244.54	2,244.54	0.00	0.00
H 0001.0009-0-2450	BAY ROOF ARCHITECT	18,565.36	4,767.00	23,332.36	23,332.36	0.00	0.00
H 0001.0009-0-2460	BAY ROOF SURVEY/ENGINEERING	0.00	0.00	0.00	0.00	0.00	0.00
H 0001.0009-0-2930	BAY ROOF G/C	294,070.00	24,640.00	318,710.00	318,710.00	0.00	0.00
H 0001.0009-0-4000	BAY ROOF ARCHITECT	0.00	0.00	0.00	0.00	0.00	0.00
H 0001.0009-0-4120	BAY ROOF ADVERTISING	0.00	0.00	0.00	0.00	0.00	0.00
H 0001.0009-0-4130	BAY ROOF TESTING	0.00	0.00	0.00	0.00	0.00	0.00
0001.0009	*	314,848.36	63,838.54	378,686.90	378,686.90	0.00	0.00
H 0001.0010-0-2000	BAY BURNER/BLEACH/WIND FURN	0.00	0.00	0.00	0.00	0.00	0.00
H 0001.0010-0-2010	BURNER/BLEACH/WIND-SUPT OF CONSTR.	0.00	32,741.00	32,741.00	32,741.00	0.00	0.00
H 0001.0010-0-2400	BAY BURNER/BLEACH/WIND ADMIN COSTS	1,300.00	-1,117.72	182.28	182.28	0.00	0.00
H 0001.0010-0-2450	BAY BURNER/BLEACH/WIND ARCH	20,000.00	966.37	20,966.37	20,966.37	0.00	0.00
H 0001.0010-0-2460	BAY BURNER/BLEACH/WIND SURVEY	11,200.00	0.00	11,200.00	11,200.00	0.00	0.00
H 0001.0010-0-2930	BAY BURNER/BLEACH/WIND G.C.	131,809.84	-2,500.00	129,309.84	129,309.84	0.00	0.00
H 0001.0010-0-2931	BAY BLEACHER GEN. CONSTRUCTION	0.00	0.00	0.00	0.00	0.00	0.00
H 0001.0010-0-2950	BAY BURNER/BLEACH/WIND PLUMB	188,000.00	-15,665.00	172,335.00	172,335.00	0.00	0.00
H 0001.0010-0-2960	BAY BURNER/BLEACH/WIND ELECT	28,466.70	-2,700.05	25,766.65	25,766.65	0.00	0.00
0001.0010	*	380,776.54	11,724.60	392,501.14	392,501.14	0.00	0.00
H 0001.0012-0-2010	BAY MASONRY- SUPT OF CONSTRUCTION	0.00	23,427.00	23,427.00	23,427.00	0.00	0.00
H 0001.0012-0-2450	BAY MASONRY ARCHITECT	14,519.17	487.99	15,007.16	15,007.16	0.00	0.00
H 0001.0012-0-2930	BAY MASONRY G.C.	238,000.00	-3,734.95	234,265.05	234,265.05	0.00	0.00
0001.0012	*	252,519.17	20,180.04	272,699.21	272,699.21	0.00	0.00
H 0001.0013-0-2010	BAY ROOF II - CONSTRUCTION FEES	0.00	20,000.00	20,000.00	20,000.00	0.00	0.00
H 0001.0013-0-2450	BAY ROOF II ARCHITECT	16,876.84	131.25	17,008.09	17,008.09	0.00	0.00
H 0001.0013-0-2930	BAY ROOF II G/C	182,420.00	0.00	182,420.00	182,420.00	0.00	0.00
0001.0013	*	199,296.84	20,131.25	219,428.09	219,428.09	0.00	0.00
H 0001.0014-0-2010	BAY EXT DOOR- SUPT OF CONSTRUCTION	0.00	10,000.00	10,000.00	10,000.00	0.00	0.00
H 0001.0014-0-2450	BAY EXTERIOR DOORS - ARCHITECT	15,942.00	-9,908.44	6,033.56	6,033.56	0.00	0.00
H 0001.0014-0-2930	BAY EXTERIOR DOORS - GC	219,600.00	-119,600.00	100,000.00	100,000.00	0.00	0.00
H 0001.0014-0-2990	BAY EXTERIOR DOORS - SOFT COSTS	21,960.00	-21,960.00	0.00	0.00	0.00	0.00
0001.0014	*	257,502.00	-141,468.44	116,033.56	116,033.56	0.00	0.00
0001.00	**	8,774,023.64	-3,595,471.72	5,178,551.92	5,148,036.80	0.00	30,515.12
0001.0	***	8,774,023.64	-3,595,471.72	5,178,551.92	5,148,036.80	0.00	30,515.12

PATCHOGUE-MEDFORD UFSD



Appropriation Status Detail Report By Function & Object From 7/1/1999 To 3/31/2024

Account	Description	Budget	Adjustments	Adj. Budget	Expensed	Encumbered	Available
H 0001.1009-0-2400	BAY FAN ADMIN	50.00	-50.00	0.00	0.00	0.00	0.00
H 0001.1009-0-2450	BAY FAN ARCHITECT	1,698.54	-1,698.54	0.00	0.00	0.00	0.00
H 0001.1009-0-2930	BAY FAN G/C	30,700.00	-30,700.00	0.00	0.00	0.00	0.00
0001.1009	*	32,448.54	-32,448.54	0.00	0.00	0.00	0.00
0001.10	**	32,448.54	-32,448.54	0.00	0.00	0.00	0.00
0001.1	***	32,448.54	-32,448.54	0.00	0.00	0.00	0.00
0001	****	8,806,472.18	-3,627,920.26	5,178,551.92	5,148,036.80	0.00	30,515.12
H 0002.0005-0-2000	MEDFORD ADDITION - FURN & EQUIP	123,991.85	137,622.98	261,614.83	261,614.83	0.00	0.00
H 0002.0005-0-2010	MEDFORD ADDITION-CONST MGR	0.00	578,270.00	578,270.00	578,270.00	0.00	0.00
H 0002.0005-0-2400	MEDFORD ADDITION - ADMIN COSTS	1,425.85	-680.15	745.70	745.70	0.00	0.00
H 0002.0005-0-2430	MEDFORD ADDITION - INSURANCE	104,710.00	-92,368.00	12,342.00	12,342.00	0.00	0.00
H 0002.0005-0-2450	MEDFORD ADDITION - ARCHITECT	646,476.53	15,911.47	662,388.00	659,445.04	0.00	2,942.96
H 0002.0005-0-2460	MEDFORD ADDITION SURVEY/ENGINEER	36,454.83	16,682.34	53,137.17	53,137.17	0.00	0.00
H 0002.0005-0-2930	MEDFORD ADDITION - G.C.	6,695,511.82	328,776.36	7,024,288.18	7,024,288.18	0.00	0.00
H 0002.0005-0-2940	MEDFORD ADDITION - HV	1,223,548.49	21,184.03	1,244,732.52	1,244,732.52	0.00	0.00
H 0002.0005-0-2950	MEDFORD ADDITION - PLUMBING	250,683.45	132,633.10	383,316.55	383,316.55	0.00	0.00
H 0002.0005-0-2960	MEDFORD ADDITION - ELECTRIC	782,610.96	16,305.08	798,916.04	798,916.04	0.00	0.00
H 0002.0005-0-2961	MEDFORD ADDITION - TECHNOLOGY	60,100.00	1,700.00	61,800.00	61,800.00	0.00	0.00
H 0002.0005-0-2970	MEDFORD ADDITION - SITE DEVELOPMENT	47,823.75	24,826.50	72,650.25	72,650.25	0.00	0.00
H 0002.0005-0-2990	MEDFORD ADDITION - SOFT COSTS	432,224.87	-432,224.87	0.00	0.00	0.00	0.00
0002.0005	*	10,405,562.40	748,638.84	11,154,201.24	11,151,258.28	0.00	2,942.96
H 0002.0006-0-2010	MEDFORD ROOF- SUPT OF CONSTRUCTION	0.00	20,918.00	20,918.00	20,918.00	0.00	0.00
H 0002.0006-0-2400	MEDFORD ROOF - ADVERTISING	50.40	0.00	50.40	50.40	0.00	0.00
H 0002.0006-0-2450	MEDFORD ROOF - ARCHITECT	180.59	20,256.86	20,437.45	20,437.45	0.00	0.00
H 0002.0006-0-2930	MEDFORD ROOF - GC	209,130.00	0.00	209,130.00	209,130.00	0.00	0.00
H 0002.0006-0-4000	MEDFORD ROOF ARCHITECT	28,603.95	-28,603.95	0.00	0.00	0.00	0.00
H 0002.0006-0-4010	MEDFORD ROOF G.C.	14,720.00	-14,720.00	0.00	0.00	0.00	0.00
H 0002.0006-0-4120	MEDFORD ROOF ADVERTISING	0.00	0.00	0.00	0.00	0.00	0.00
0002.0006	*	252,684.94	-2,149.09	250,535.85	250,535.85	0.00	0.00
H 0002.0007-0-2010	MEDFORD FAC - CONSTRUCTION MGR	0.00	1,725.00	1,725.00	1,725.00	0.00	0.00
H 0002.0007-0-2400	MEDFORD FAN ADMINISTRATIVE COSTS	60.00	-2.40	57.60	57.60	0.00	0.00
H 0002.0007-0-2450	MEDFORD FAN ARCHITECT	2,000.00	-853.33	1,146.67	1,146.67	0.00	0.00
H 0002.0007-0-2930	MEDFORD FAN G/C	25,246.00	-25,246.00	0.00	0.00	0.00	0.00

PATCHOGUE-MEDFORD UFSD



Appropriation Status Detail Report By Function & Object From 7/1/1999 To 3/31/2024

Account	Description		Budget	Adjustments	Adj. Budget	Expensed	Encumbered	Available
H 0002.0007-0-2940	MEDFORD FAN HVAC		5,400.00	22,432.00	27,832.00	27,832.00	0.00	0.00
0002.0007		*	32,706.00	-1,944.73	30,761.27	30,761.27	0.00	0.00
H 0002.0009-0-2450	MEDFORD MASONRY ARCHITECT		7,171.85	-2,343.70	4,828.15	3,206.64	0.00	1,621.51
0002.0009		*	7,171.85	-2,343.70	4,828.15	3,206.64	0.00	1,621.51
H 0002.0010-0-2000	MEDFORD LIBRARY - EQUIPMENT		2,997.81	82,823.38	85,821.19	85,821.19	0.00	0.00
H 0002.0010-0-2011	CONSTRUCTION MANAGER COSTS		0.00	7,400.00	7,400.00	7,389.38	0.00	10.62
H 0002.0010-0-2400	MEDFORD LIBRARY - ADVERTISING		270.43	68.64	339.07	339.07	0.00	0.00
H 0002.0010-0-2450	MEDFORD LIBRARY - ARCHITECT		563.09	39,936.91	40,500.00	38,506.58	0.00	1,993.42
H 0002.0010-0-2460	MEDFORD LIBRARY - SURVEY COSTS		113.75	1,772.50	1,886.25	1,886.25	0.00	0.00
H 0002.0010-0-2930	MEDFORD LIBRARY GC		338.00	276,114.00	276,452.00	276,452.00	0.00	0.00
H 0002.0010-0-2940	MEDFORD LIBRARY - HVAC		22,002.00	56,005.40	78,007.40	78,007.40	0.00	0.00
H 0002.0010-0-2950	MEDFORD LIBRARY PLUMBING		2,250.00	20,630.00	22,880.00	22,880.00	0.00	0.00
H 0002.0010-0-2960	MEDFORD LIBRARY ELECTRICAL		3,000.00	92,612.00	95,612.00	95,612.00	0.00	0.00
0002.0010		*	31,535.08	577,362.83	608,897.91	606,893.87	0.00	2,004.04
0002.00		**	10,729,660.27	1,319,564.15	12,049,224.42	12,042,655.91	0.00	6,568.51
0002.0		***	10,729,660.27	1,319,564.15	12,049,224.42	12,042,655.91	0.00	6,568.51
0002		****	10,729,660.27	1,319,564.15	12,049,224.42	12,042,655.91	0.00	6,568.51
H 0003.0005-0-2000	RIVER ADDITION - FURN & EQUIP		296,362.31	28,775.38	325,137.69	325,137.69	0.00	0.00
H 0003.0005-0-2009	RIVER ADD/ALT CONST MGR		0.00	0.00	0.00	0.00	0.00	0.00
H 0003.0005-0-2010	RIVER ADDITION - CONST MANAGER		776.22	322,447.56	323,223.78	323,223.78	0.00	0.00
H 0003.0005-0-2400	RIVER ADD ADMINISTRATIVE COSTS		1,285.60	-489.78	795.82	795.82	0.00	0.00
H 0003.0005-0-2430	RIVER ADDITION - INSURANCE		61,859.00	-56,279.00	5,580.00	5,580.00	0.00	0.00
H 0003.0005-0-2450	RIVER ADDITIONS ARCHITECT		297,073.26	76,433.21	373,506.47	373,506.47	0.00	0.00
H 0003.0005-0-2460	RIVER ADDITION SURVEY/ENGINEER		27,310.00	56,950.00	84,260.00	84,260.00	0.00	0.00
H 0003.0005-0-2930	RIVER ADDITION - G.C.		3,621,674.49	1,730.71	3,623,405.20	3,614,043.16	0.00	9,362.04
H 0003.0005-0-2940	RIVER ADDITION - HV		1,554,334.55	-676,919.10	877,415.45	877,415.45	0.00	0.00
H 0003.0005-0-2950	RIVER ADDITION - PLUMBING		257,250.00	-105,227.56	152,022.44	152,022.44	0.00	0.00
H 0003.0005-0-2960	RIVER ADDITION - ELECTRIC		528,115.27	63,269.46	591,384.73	591,384.73	0.00	0.00
H 0003.0005-0-2961	RIVER ADDITION-ELECTRICAL TECH		44,868.65	3,062.70	47,931.35	47,931.35	0.00	0.00
H 0003.0005-0-2970	RIVER ADDITION - SITE DEVELOPMENT		42,866.25	103,985.50	146,851.75	146,851.75	0.00	0.00
H 0003.0005-0-2990	RIVER ADDITION - SOFT COSTS		0.00	0.00	0.00	0.00	0.00	0.00
0003.0005		*	6,733,775.60	-182,260.92	6,551,514.68	6,542,152.64	0.00	9,362.04
H 0003.0006-0-2010	RIVER AVENUE- ROOF (Christa Constr)		0.00	3,767.00	3,767.00	3,767.00	0.00	0.00

PATCHOGUE-MEDFORD UFSD



Appropriation Status Detail Report By Function & Object From 7/1/1999 To 3/31/2024

Account	Description	Budget	Adjustments	Adj. Budget	Expensed	Encumbered	Available
H 0003.0006-0-2450	RIVER ROOF ARCHITECT	3,140.00	446.40	3,586.40	3,586.40	0.00	0.00
H 0003.0006-0-2460	RIVER ROOF SURVEY/ENGINEERING	2,400.00	0.00	2,400.00	2,400.00	0.00	0.00
H 0003.0006-0-2930	RIVER ROOF G/C	37,670.00	0.00	37,670.00	37,670.00	0.00	0.00
0003.0006	*	43,210.00	4,213.40	47,423.40	47,423.40	0.00	0.00
H 0003.0007-0-2009	RIVER MASONRY-CONST MANAGER	0.00	18,045.00	18,045.00	18,045.00	0.00	0.00
H 0003.0007-0-2400	RIVER MASONRY-ADMINISTRATIVE COSTS	0.00	251.34	251.34	251.34	0.00	0.00
H 0003.0007-0-2450	RIVER MASONRY ARCHITECT	14,943.47	27,056.53	42,000.00	36,193.64	0.00	5,806.36
H 0003.0007-0-2930	RIVER MASONRY - GENERAL CONTRACT	0.00	401,000.00	401,000.00	401,000.00	0.00	0.00
0003.0007	*	14,943.47	446,352.87	461,296.34	455,489.98	0.00	5,806.36
0003.00	**	6,791,929.07	268,305.35	7,060,234.42	7,045,066.02	0.00	15,168.40
0003.0	***	6,791,929.07	268,305.35	7,060,234.42	7,045,066.02	0.00	15,168.40
0003	****	6,791,929.07	268,305.35	7,060,234.42	7,045,066.02	0.00	15,168.40
H 0004.0006-0-2000	SOUTH OCEAN RECONSTRUCTION FURNITURE	0.00	0.00	0.00	0.00	0.00	0.00
H 0004.0006-0-2400	SOUTH OCEAN - ADMINISTRATIVE	500.00	-500.00	0.00	0.00	0.00	0.00
H 0004.0006-0-2460	SOUTH OCEAN RECONSTRUCTION SURVEY	4,157.00	-3,608.50	548.50	0.00	0.00	548.50
H 0004.0006-0-2930	SOUTH OCEAN RECONSTRUCTION - GC	445,473.14	-446,021.64	-548.50	0.00	0.00	-548.50
H 0004.0006-0-2970	SOUTH OCEAN RECONSTRUCTION SITE DEVEL	79,099.44	-79,099.44	0.00	0.00	0.00	0.00
0004.0006	*	529,229.58	-529,229.58	0.00	0.00	0.00	0.00
H 0004.0007-0-2010	SOA ROOF- SUPT. OF CONSTRUCTION	0.00	38,817.16	38,817.16	38,817.16	0.00	0.00
H 0004.0007-0-2400	SOA ROOF ADVERTISING	50.40	0.00	50.40	50.40	0.00	0.00
H 0004.0007-0-2450	SOA ROOF ARCHITECT	23,290.00	2,634.99	25,924.99	25,924.99	0.00	0.00
H 0004.0007-0-2930	SOA ROOF G.C.	408,328.00	-20,156.40	388,171.60	388,171.60	0.00	0.00
H 0004.0007-0-4000	SOA ROOF ARCHITECT	39,580.00	-39,580.00	0.00	0.00	0.00	0.00
H 0004.0007-0-4010	SOA ROOF RECONSTRUCTION	0.00	0.00	0.00	0.00	0.00	0.00
H 0004.0007-0-4120	SOA ROOF ADVERTISING	0.00	0.00	0.00	0.00	0.00	0.00
0004.0007	*	471,248.40	-18,284.25	452,964.15	452,964.15	0.00	0.00
H 0004.0008-0-2010	SO OCEAN BOILER- SUPT OF CONSTR	0.00	59,750.00	59,750.00	59,750.00	0.00	0.00
H 0004.0008-0-2400	SOA BOILER/TANK ADMIN COSTS	2,000.00	-104.95	1,895.05	1,895.05	0.00	0.00
H 0004.0008-0-2440	SOA BOILER/TANK LEGAL EXPENSE	0.00	34,281.84	34,281.84	34,281.84	0.00	0.00
H 0004.0008-0-2450	SOA FUEL TANK/BOILER ARCHITECT	45,452.80	-5,238.06	40,214.74	40,214.74	0.00	0.00
H 0004.0008-0-2460	SOA TANK SURVEY/ENGINEERING	31,217.50	-780.00	30,437.50	30,437.50	0.00	0.00

PATCHOGUE-MEDFORD UFSD



Appropriation Status Detail Report By Function & Object From 7/1/1999 To 3/31/2024

Account	Description	Budget	Adjustments	Adj. Budget	Expensed	Encumbered	Available
H 0004.0008-0-2930	SOA BOILER/TANK G/C	1,750.00	400.00	2,150.00	2,150.00	0.00	0.00
H 0004.0008-0-2931	SOA BOILER/TANK CONSTRUCTION	0.00	0.00	0.00	0.00	0.00	0.00
H 0004.0008-0-2940	SOA BOILER/TANK HV	562,507.25	-7,031.40	555,475.85	555,475.85	0.00	0.00
H 0004.0008-0-2960	SO OCEAN BOILER ELECTRIC	48,100.00	0.00	48,100.00	48,100.00	0.00	0.00
H 0004.0008-0-2970	SOA BOILER SITE DEVELOPMENT	0.00	0.00	0.00	0.00	0.00	0.00
H 0004.0008-0-4000	SOA BOILER ARCHITECT	0.00	0.00	0.00	0.00	0.00	0.00
H 0004.0008-0-4120	SOA BOILER ADVERTISEMENT	0.00	0.00	0.00	0.00	0.00	0.00
H 0004.0008-0-4130	SOA TANK/BOILER REPL TESTING	0.00	0.00	0.00	0.00	0.00	0.00
0004.0008	*	691,027.55	81,277.43	772,304.98	772,304.98	0.00	0.00
H 0004.0009-0-2010	SOA EXHAUST - CONSTRUCTION MGR	0.00	3,450.00	3,450.00	3,450.00	0.00	0.00
H 0004.0009-0-2400	SOA EXHAUST FAN ADMIN COSTS	60.00	-2.40	57.60	57.60	0.00	0.00
H 0004.0009-0-2450	SOA EXHAUST FAN ARCHITECT	3,600.00	-1,357.89	2,242.11	2,242.11	0.00	0.00
H 0004.0009-0-2930	SOA EXHAUST FAN G.C.	0.00	0.00	0.00	0.00	0.00	0.00
H 0004.0009-0-2940	SOA EXHAUST FAN HV	62,356.00	-6,527.25	55,828.75	55,828.75	0.00	0.00
0004.0009	*	66,016.00	-4,437.54	61,578.46	61,578.46	0.00	0.00
H 0004.0010-0-2000	SO OCEAN INTERIOR REN-EQUIPMENT	0.00	353,595.75	353,595.75	353,595.75	0.00	0.00
H 0004.0010-0-2011	CONSTRUCTION MANAGER COSTS	0.00	30,800.00	30,800.00	30,711.66	0.00	88.34
H 0004.0010-0-2400	SO OCEAN INTERIOR REN- ADMIN EXP	0.00	3,298.33	3,298.33	3,298.33	0.00	0.00
H 0004.0010-0-2450	SO OCEAN INTERIOR REN- ARCHITECT	348.86	153,851.14	154,200.00	154,177.84	0.00	22.16
H 0004.0010-0-2930	SO OCEAN INTERIOR REN- G.C.	1,460,212.60	21,428.45	1,481,641.05	1,481,641.05	0.00	0.00
H 0004.0010-0-2940	SO OCEAN INTERIOR - HVAC	0.00	251,750.00	251,750.00	251,750.00	0.00	0.00
H 0004.0010-0-2950	SO OCEAN INTERIOR REN-PLUMBING	0.00	83,070.76	83,070.76	83,070.76	0.00	0.00
H 0004.0010-0-2960	SOUTH OCEAN INTER RENOV ELECTRIC	243,696.16	44,661.82	288,357.98	288,357.98	0.00	0.00
0004.0010	*	1,704,257.62	942,456.25	2,646,713.87	2,646,603.37	0.00	110.50
H 0004.0012-0-2000	SOA BLEACHER INSTALLATION	0.00	0.00	0.00	0.00	0.00	0.00
H 0004.0012-0-2010	SOAMASON/WINDOW/BLEACH CONSTRUCTION	14,000.00	0.00	14,000.00	14,000.00	0.00	0.00
H 0004.0012-0-2450	SOAMASON/WINDOW/BLEACHER ARCHITECT	55,935.80	-30,078.54	25,857.26	25,857.26	0.00	0.00
H 0004.0012-0-2460	SOA MASON/WINDOW/BLEACH ENGINEER	1,443.00	28,716.00	30,159.00	30,159.00	0.00	0.00
H 0004.0012-0-2930	SOA MASON/WINDOW/BLEACH G/C	550,112.96	-34,739.00	515,373.96	515,373.96	0.00	0.00
H 0004.0012-0-2931	SOAMASON/WINDOW/BLEACH CONSTRUCTION	990.00	0.00	990.00	990.00	0.00	0.00
0004.0012	*	622,481.76	-36,101.54	586,380.22	586,380.22	0.00	0.00

PATCHOGUE-MEDFORD UFSD



Appropriation Status Detail Report By Function & Object From 7/1/1999 To 3/31/2024

Account	Description	Budget	Adjustments	Adj. Budget	Expensed	Encumbered	Available
H 0004.0013-0-2000	SOUTH OCEAN ELEVATOR FURNITURE	275,305.54	-149,911.08	125,394.46	125,394.46	0.00	0.00
H 0004.0013-0-2011	CONSTRUCTION MANAGER COSTS	0.00	44,500.00	44,500.00	44,437.25	0.00	62.75
H 0004.0013-0-2400	SOUTH OCEAN ELEVATOR - ADVERTISING	365.64	968.95	1,334.59	1,334.59	0.00	0.00
H 0004.0013-0-2430	SO OCEAN ELEVATOR & SITE- INSURANCE	340.00	2,320.00	2,660.00	2,660.00	0.00	0.00
H 0004.0013-0-2450	SOUTH OCEAN ELEVATOR ARCHITECT	80,349.34	125,669.22	206,018.56	202,121.08	0.00	3,897.48
H 0004.0013-0-2460	SOUTH OCEAN ELEVATOR ENGINEER	1,847.70	107,683.10	109,530.80	109,530.80	0.00	0.00
H 0004.0013-0-2930	SOUTH OCEAN ELEVATOR GC	1,948,769.13	464,192.92	2,412,962.05	2,405,185.35	0.00	7,776.70
H 0004.0013-0-2940	SOUTH OCEAN ELEVATOR HV	142,750.00	1,650.00	144,400.00	132,762.50	0.00	11,637.50
H 0004.0013-0-2950	SOUTH OCEAN ELEVATOR PLUMBING	62,522.76	-7,373.47	55,149.29	55,149.29	0.00	0.00
H 0004.0013-0-2960	SOUTH OCEAN ELEVATOR ELECTRIC	303,237.00	0.00	303,237.00	290,632.72	0.00	12,604.28
H 0004.0013-0-2970	SOUTH OCEAN ELEVATOR SITE DEVELOPMENT	214,012.20	-82,054.84	131,957.36	131,957.36	0.00	0.00
H 0004.0013-0-2990	SOUTH OCEAN ELEVATOR SOFT COSTS	83,550.00	-83,550.00	0.00	0.00	0.00	0.00
0004.0013	*	3,113,049.31	424,094.80	3,537,144.11	3,501,165.40	0.00	35,978.71
H 0004.0014-0-2000	SOUTH OCEAN PLASTER/CEILING EQUIPMENT	3,490.00	-3,490.00	0.00	0.00	0.00	0.00
H 0004.0014-0-2009	S. OCEAN PLASTER/CEILING-CONST MGR	0.00	7,628.00	7,628.00	7,628.00	0.00	0.00
H 0004.0014-0-2400	SOUTH OCEAN PLASTER/CEILING-ADMIN COST	623.74	19,752.52	20,376.26	470.82	0.00	19,905.44
H 0004.0014-0-2450	SOUTH OCEAN PLASTER/CEILING-ARCHITECT	0.00	26,731.00	26,731.00	26,061.19	0.00	669.81
H 0004.0014-0-2460	SOUTH OCEAN PLASTER/CEILING SURVEY/ENG	1,907.50	185.00	2,092.50	2,092.50	0.00	0.00
H 0004.0014-0-2930	SOUTH OCEAN INTERIOR PHASE II GC	283,200.32	20,499.36	303,699.68	303,699.68	0.00	0.00
H 0004.0014-0-2940	SOUTH OCEAN INTERIOR RENOVATIONS HVAC	0.00	0.00	0.00	0.00	0.00	0.00
H 0004.0014-0-2960	S OCEAN PHASE III ELECTRIC	80,170.00	-2,470.00	77,700.00	77,700.00	0.00	0.00
0004.0014	*	369,391.56	68,835.88	438,227.44	417,652.19	0.00	20,575.25
0004.00	**	7,566,701.78	928,611.45	8,495,313.23	8,438,648.77	0.00	56,664.46
0004.0	***	7,566,701.78	928,611.45	8,495,313.23	8,438,648.77	0.00	56,664.46
0004	****	7,566,701.78	928,611.45	8,495,313.23	8,438,648.77	0.00	56,664.46
H 0005.0007-0-2000	SAXTON AUDITORIUM FURN/EQUIP	87,948.00	0.00	87,948.00	87,948.00	0.00	0.00
H 0005.0007-0-2010	SAXTON AUDITORIUM - CONSTRUCTION FEES	0.00	55,000.00	55,000.00	55,000.00	0.00	0.00
H 0005.0007-0-2400	SAXTON AUDITORIUM - ADMINISTRATIVE COSTS	8,145.00	-32.32	8,112.68	8,112.68	0.00	0.00

PATCHOGUE-MEDFORD UFSD



Appropriation Status Detail Report By Function & Object From 7/1/1999 To 3/31/2024

Account	Description	Budget	Adjustments	Adj. Budget	Expensed	Encumbered	Available
H 0005.0007-0-2450	SAXTON AUDITORIUM ARCHITECT	17,500.00	-163.99	17,336.01	17,336.01	0.00	0.00
H 0005.0007-0-2460	SAXTON AUDITORIUM SURV/ENG	0.00	0.00	0.00	0.00	0.00	0.00
H 0005.0007-0-2920	SAXTON AUDITORIUM BLDG./PURCHASE	0.00	0.00	0.00	0.00	0.00	0.00
H 0005.0007-0-2930	SAXTON AUDITORIUM G/C	83,248.16	-2,274.77	80,973.39	80,973.39	0.00	0.00
H 0005.0007-0-2960	SAXTON AUDITORIUM ELECTRIC	187,700.30	-13,843.17	173,857.13	173,857.13	0.00	0.00
H 0005.0007-0-4000	SAXTON AUDITORIUM ARCHITECT	0.00	0.00	0.00	0.00	0.00	0.00
H 0005.0007-0-4010	SAXTON AUDITORIUM G.C.	0.00	0.00	0.00	0.00	0.00	0.00
H 0005.0007-0-4050	SAXTON AUDITORIUM ELECTRIC	0.00	0.00	0.00	0.00	0.00	0.00
H 0005.0007-0-4120	SAXTON AUITORIUM ADVERTISING	0.00	0.00	0.00	0.00	0.00	0.00
H 0005.0007-0-4130	SAXTON AUDITORIUM TESTING	0.00	0.00	0.00	0.00	0.00	0.00
H 0005.0007-0-4200	SAXTON AUDITORIUM CONTINGENCY	0.00	0.00	0.00	0.00	0.00	0.00
0005.0007	*	384,541.46	38,685.75	423,227.21	423,227.21	0.00	0.00
H 0005.0008-0-2400	SAXTON ROOF - ADMINISTRATIVE COSTS	3,472.00	-9.60	3,462.40	3,462.40	0.00	0.00
H 0005.0008-0-2450	SAXTON ROOF - ARCHITECT	32,504.00	-31,714.14	789.86	789.86	0.00	0.00
H 0005.0008-0-2930	SAXTON ROOF - G.C.	903,929.17	0.00	903,929.17	903,929.17	0.00	0.00
H 0005.0008-0-4000	SAXTON ROOF ARCHITECT	88,114.00	-30,839.57	57,274.43	57,274.43	0.00	0.00
H 0005.0008-0-4010	SAXTON ROOF RECONSTRUCTION	805,690.00	-805,690.00	0.00	0.00	0.00	0.00
H 0005.0008-0-4120	SAXTON ROOF ADVERTISING	0.00	0.00	0.00	0.00	0.00	0.00
H 0005.0008-0-4130	SAXTON ROOF TESTING	0.00	0.00	0.00	0.00	0.00	0.00
0005.0008	*	1,833,709.17	-868,253.31	965,455.86	965,455.86	0.00	0.00
H 0005.0009-0-2000	SAXTON RECONSTRUCTION FURNITURE	0.00	200,700.65	200,700.65	200,700.65	0.00	0.00
H 0005.0009-0-2011	CONSTRUCTION MANAGER COSTS	0.00	31,100.00	31,100.00	31,040.99	0.00	59.01
H 0005.0009-0-2400	SAXTON RECONSTRUCTION- ADMIN EXP	0.00	1,645.57	1,645.57	1,645.57	0.00	0.00
H 0005.0009-0-2450	SAXTON RECONSTRUCTION ARCHITECT	106,880.00	57,255.45	164,135.45	162,154.70	0.00	1,980.75
H 0005.0009-0-2460	SAXTON RECONSTRUCTION SURVEY/ENGINEERS	0.00	39,337.00	39,337.00	39,337.00	0.00	0.00
H 0005.0009-0-2930	SAXTON RECONSTRUCTION GC	1,236,439.00	75,477.06	1,311,916.06	1,296,935.47	0.00	14,980.59
H 0005.0009-0-2940	SAXTON RECONSTRUCTION HV	127,902.00	-72,991.20	54,910.80	52,000.00	0.00	2,910.80
H 0005.0009-0-2950	SAXTON RECONSTRUCTION PLUMBING	39,817.00	25,000.00	64,817.00	64,801.56	0.00	15.44
H 0005.0009-0-2960	SAXTON RECONSTRUCTION ELECTRIC	153,284.00	57,200.00	210,484.00	210,445.28	0.00	38.72
H 0005.0009-0-2970	SAXTON RECONSTRUCTION SITE	664,190.20	-176,680.40	487,509.80	487,509.80	0.00	0.00
0005.0009	*	2,328,512.20	238,044.13	2,566,556.33	2,546,571.02	0.00	19,985.31
H 0005.0010-0-2400	SAXTON BOILER/TANK ADMIN. COSTS	1,683.64	0.00	1,683.64	1,683.64	0.00	0.00
H 0005.0010-0-2440	SAXTON BOILER LEGAL EXP	0.00	34,281.83	34,281.83	34,281.83	0.00	0.00

PATCHOGUE-MEDFORD UFSD



Appropriation Status Detail Report By Function & Object From 7/1/1999 To 3/31/2024

Account	Description	Budget	Adjustments	Adj. Budget	Expensed	Encumbered	Available
H 0005.0010-0-2450	SAXTON TANK/BOILER ARCHITECT	45,318.50	-4,168.97	41,149.53	41,149.53	0.00	0.00
H 0005.0010-0-2460	SAXTON TANK SURVEY/ENGINEERING	30,383.75	-780.00	29,603.75	29,603.75	0.00	0.00
H 0005.0010-0-2930	SAXTON BOILER/TANK G/C	9,207.51	0.00	9,207.51	9,207.51	0.00	0.00
H 0005.0010-0-2931	SAXTON TANK RECONSTRUCTION	1,000.00	0.00	1,000.00	1,000.00	0.00	0.00
H 0005.0010-0-2940	SAXTON BOILER/TANK HV	633,406.75	-13,684.09	619,722.66	619,722.66	0.00	0.00
H 0005.0010-0-2960	SAXTON BOILER ELECTRIC	47,713.50	-5,213.50	42,500.00	42,500.00	0.00	0.00
H 0005.0010-0-2970	SAXTON BOILER SITE DEVELOPMENT	0.00	0.00	0.00	0.00	0.00	0.00
H 0005.0010-0-4000	SAXTON BOILER ARCHITECT	0.00	0.00	0.00	0.00	0.00	0.00
H 0005.0010-0-4120	SAXTON BOILER ADVERTISEMENT	0.00	0.00	0.00	0.00	0.00	0.00
H 0005.0010-0-4130	SAXTON TANK REPL TESTING	0.00	0.00	0.00	0.00	0.00	0.00
0005.0010	*	768,713.65	10,435.27	779,148.92	779,148.92	0.00	0.00
H 0005.0011-0-2010	SAXTON EXHAUST - CONSTRUCTION MGR	0.00	3,450.00	3,450.00	3,450.00	0.00	0.00
H 0005.0011-0-2400	SAXTON EXHAUST FAN ADMIN COSTS	60.00	-2.40	57.60	57.60	0.00	0.00
H 0005.0011-0-2450	SAXTON EXHAUST FAN ARCHITECT	4,000.00	846.90	4,846.90	4,846.90	0.00	0.00
H 0005.0011-0-2930	SAXTON EXHAUST FAN G.C.	0.00	0.00	0.00	0.00	0.00	0.00
H 0005.0011-0-2940	SAXTON EXHAUST FAN HV	65,040.00	-5,327.76	59,712.24	59,712.24	0.00	0.00
0005.0011	*	69,100.00	-1,033.26	68,066.74	68,066.74	0.00	0.00
H 0005.0012-0-2009	SAXTON TANK-CONST MANAGER	0.00	7,541.00	7,541.00	7,541.00	0.00	0.00
H 0005.0012-0-2400	SAXTON FUEL TANK-ADMINISTRATIVE COSTS	0.00	226.56	226.56	226.56	0.00	0.00
H 0005.0012-0-2450	SAXTON TRANSP. TANK ARCHITECT	4,950.00	5,257.65	10,207.65	10,207.65	0.00	0.00
H 0005.0012-0-2930	SAXTON TRANSP. TANK REPL. G/C	0.00	150,820.00	150,820.00	150,820.00	0.00	0.00
H 0005.0012-0-2950	SAXTON TRANSP TANK REPL/PLUMBING	82,500.00	-75,470.00	7,030.00	7,030.00	0.00	0.00
0005.0012	*	87,450.00	88,375.21	175,825.21	175,825.21	0.00	0.00
H 0005.0013-0-2000	SAXTON BLEACH/LOCK/MASONRY FURN	0.00	0.00	0.00	0.00	0.00	0.00
H 0005.0013-0-2010	SAXTON BLEACH/LOCK/MASON - CONSTRUCTIO	45,156.00	0.00	45,156.00	45,156.00	0.00	0.00
H 0005.0013-0-2450	SAXON BLEACH/LOCK/MASON ARCH	30,000.00	-10,981.52	19,018.48	19,018.48	0.00	0.00
H 0005.0013-0-2460	SAXTON BLEACH/LOCK/MASON ENGIN	2,025.00	0.00	2,025.00	2,025.00	0.00	0.00
H 0005.0013-0-2930	SAXTON BLEACH/LOCK/MASON G.C.	447,223.00	-1,362.95	445,860.05	445,860.05	0.00	0.00
H 0005.0013-0-2960	SAXTON BLEACH/LOCK/MASON ELECTRIC	3,743.00	0.00	3,743.00	3,743.00	0.00	0.00
0005.0013	*	528,147.00	-12,344.47	515,802.53	515,802.53	0.00	0.00
H 0005.0014-0-2010	SAXTON EXT DOORS & GREENHOUSE CONST MG	0.00	8,670.00	8,670.00	8,670.00	0.00	0.00

PATCHOGUE-MEDFORD UFSD



Appropriation Status Detail Report By Function & Object From 7/1/1999 To 3/31/2024

Account	Description	Budget	Adjustments	Adj. Budget	Expensed	Encumbered	Available
H 0005.0014-0-2450	SAXTON EXT DOORS & GREENHOUSE ARCH	15,942.00	-5,648.94	10,293.06	10,187.21	0.00	105.85
H 0005.0014-0-2930	SAXTON EXT DOORS & GREENHOUSE GC	219,600.00	-75,095.71	144,504.29	144,504.29	0.00	0.00
H 0005.0014-0-2990	SAXTON EXT DOORS & GREENHOUSE SOFT COSTS	21,960.00	-21,960.00	0.00	0.00	0.00	0.00
0005.0014	*	257,502.00	-94,034.65	163,467.35	163,361.50	0.00	105.85
H 0005.0015-0-2000	SAXTON INTERIOR RENOVATIONS FURNITURE	278,875.00	-177,750.00	101,125.00	101,125.00	0.00	0.00
H 0005.0015-0-2011	CONSTRUCTION MANAGER COSTS	0.00	31,200.00	31,200.00	31,168.46	0.00	31.54
H 0005.0015-0-2400	SAXTON INTERIOR REN- ADMIN EXP	0.00	1,685.41	1,685.41	1,685.41	0.00	0.00
H 0005.0015-0-2450	SAXTON INTERIOR RENOVATIONS ARCH	194,713.06	-39,787.64	154,925.42	153,456.53	0.00	1,468.89
H 0005.0015-0-2460	SAXTON INTERIOR REN- SURVEY & ENGINEER	0.00	7,700.71	7,700.71	7,700.71	0.00	0.00
H 0005.0015-0-2930	SAXTON INT RENOVATIONS GC	703,012.11	-23,206.54	679,805.57	679,805.57	0.00	0.00
H 0005.0015-0-2940	SAXTON INTERIOR RENOVATIONS HVAC	1,286,304.00	-334,481.57	951,822.43	941,292.43	0.00	10,530.00
H 0005.0015-0-2950	SAXTON INTERIOR RENOVATIONS PLUMBING	130,168.00	-93,928.07	36,239.93	36,239.93	0.00	0.00
H 0005.0015-0-2960	SAXTON INTERIOR RENOVATIONS ELECTRIC	581,939.41	37,428.59	619,368.00	606,796.59	0.00	12,571.41
0005.0015	*	3,175,011.58	-591,139.11	2,583,872.47	2,559,270.63	0.00	24,601.84
0005.00	**	9,432,687.06	-1,191,264.44	8,241,422.62	8,196,729.62	0.00	44,693.00
0005.0	***	9,432,687.06	-1,191,264.44	8,241,422.62	8,196,729.62	0.00	44,693.00
0005	****	9,432,687.06	-1,191,264.44	8,241,422.62	8,196,729.62	0.00	44,693.00
H 0008.0005-0-2000	BARTON ADDITION - FURN & EQUIP	100,042.36	283,915.28	383,957.64	383,957.64	0.00	0.00
H 0008.0005-0-2009	BARTON ADD/ALT CONST MGR	0.00	287,752.00	287,752.00	287,752.00	0.00	0.00
H 0008.0005-0-2011	CONSTRUCTION MANAGER COSTS	0.00	119,696.12	119,696.12	119,692.32	0.00	3.80
H 0008.0005-0-2400	BARTON ADDITION - ADMINISTRATION COSTS	1,776.97	-1,016.34	760.63	760.63	0.00	0.00
H 0008.0005-0-2430	BARTON ADDITION - INSURANCE	105,475.00	-97,375.00	8,100.00	8,100.00	0.00	0.00
H 0008.0005-0-2450	BARTON ADDITION ARCHITECT	603,003.28	-30,224.68	572,778.60	572,777.69	0.00	0.91
H 0008.0005-0-2460	BARTON ADDITION SURVEY/ENGINEER	21,005.00	14,653.00	35,658.00	35,658.00	0.00	0.00
H 0008.0005-0-2930	BARTON ADDITION G.C.	3,887,988.00	1,667,934.69	5,555,922.69	5,555,922.69	0.00	0.00
H 0008.0005-0-2940	BARTON ADDITION - HV	1,747,852.00	-520,228.03	1,227,623.97	1,227,623.97	0.00	0.00
H 0008.0005-0-2950	BARTON ADDITION - PLUMBING	534,989.00	-256,945.32	278,043.68	278,043.68	0.00	0.00
H 0008.0005-0-2960	BARTON ADDITION - ELECTRIC	763,565.00	323,853.84	1,087,418.84	1,087,418.84	0.00	0.00
H 0008.0005-0-2961	Barton Addition - Electrical Tech	0.00	59,544.10	59,544.10	59,544.10	0.00	0.00

PATCHOGUE-MEDFORD UFSD



Appropriation Status Detail Report By Function & Object From 7/1/1999 To 3/31/2024

Account	Description	Budget	Adjustments	Adj. Budget	Expensed	Encumbered	Available
H 0008.0005-0-2970	BARTON ADDITION - SITE DEVELOPMENT	559,123.21	-346,246.42	212,876.79	212,876.79	0.00	0.00
H 0008.0005-0-2990	BARTON ADDITION - SOFT COSTS	753,078.80	-753,078.80	0.00	0.00	0.00	0.00
0008.0005	*	9,077,898.62	752,234.44	9,830,133.06	9,830,128.35	0.00	4.71
H 0008.0006-0-2400	BARTON ROOF ADMIN. COSTS	660.00	-12.44	647.56	647.56	0.00	0.00
H 0008.0006-0-2450	BARTON ROOF ARCHITECT	21,053.08	5,762.70	26,815.78	26,815.78	0.00	0.00
H 0008.0006-0-2930	BARTON ROOF G/C	508,332.00	-178,482.00	329,850.00	329,850.00	0.00	0.00
H 0008.0006-0-2961	BARTON ROOF-ELECTRICAL TECH	65,263.63	-34,515.63	30,748.00	30,748.00	0.00	0.00
H 0008.0006-0-4000	BARTON ROOF ARCHITECT	0.00	0.00	0.00	0.00	0.00	0.00
H 0008.0006-0-4120	BARTON ROOF ADVERTISING	0.00	0.00	0.00	0.00	0.00	0.00
H 0008.0006-0-4130	BARTON ROOF TESTING	0.00	0.00	0.00	0.00	0.00	0.00
0008.0006	*	595,308.71	-207,247.37	388,061.34	388,061.34	0.00	0.00
H 0008.0007-0-2010	BARTON FUEL TANK - CONSTRUCTION FEES	0.00	10,000.00	10,000.00	10,000.00	0.00	0.00
H 0008.0007-0-2450	BARTON FUEL TANK - ARCHITECT	5,477.26	-322.61	5,154.65	5,154.65	0.00	0.00
H 0008.0007-0-2930	BARTON FUEL TANK G.C.	74,500.00	-10,925.00	63,575.00	63,575.00	0.00	0.00
H 0008.0007-0-2950	BARTON FUEL TANK - PLUMBING	10,925.00	0.00	10,925.00	10,925.00	0.00	0.00
H 0008.0007-0-2990	BARTON FUEL TANK - SOFT COSTS	7,997.00	-7,997.00	0.00	0.00	0.00	0.00
0008.0007	*	98,899.26	-9,244.61	89,654.65	89,654.65	0.00	0.00
H 0008.0009-0-2450	BARTON MASON/BLEACHER/WINDOW ARCHITECT	8,673.92	-747.92	7,926.00	4,978.03	0.00	2,947.97
0008.0009	*	8,673.92	-747.92	7,926.00	4,978.03	0.00	2,947.97
0008.00	**	9,780,780.51	534,994.54	10,315,775.05	10,312,822.37	0.00	2,952.68
0008.0	***	9,780,780.51	534,994.54	10,315,775.05	10,312,822.37	0.00	2,952.68
H 0008.1006-0-2400	BARTON FAN ADMIN	50.00	-3.92	46.08	46.08	0.00	0.00
H 0008.1006-0-2450	BARTON FAN ARCHITECT	1,694.04	-50.83	1,643.21	1,643.21	0.00	0.00
H 0008.1006-0-2930	BARTON FAN G/C	30,700.00	-6,060.00	24,640.00	24,640.00	0.00	0.00
0008.1006	*	32,444.04	-6,114.75	26,329.29	26,329.29	0.00	0.00
H 0008.1007-0-2930	BARTON CHIMNEY - G.C.	39,700.00	0.00	39,700.00	39,700.00	0.00	0.00
0008.1007	*	39,700.00	0.00	39,700.00	39,700.00	0.00	0.00
0008.10	**	72,144.04	-6,114.75	66,029.29	66,029.29	0.00	0.00
0008.1	***	72,144.04	-6,114.75	66,029.29	66,029.29	0.00	0.00
0008	****	9,852,924.55	528,879.79	10,381,804.34	10,378,851.66	0.00	2,952.68
H 0009.0005-0-2000	OREGON ADD - FURNITURE AND FIXTURES	100,035.10	700,000.00	800,035.10	791,743.29	0.00	8,291.81
H 0009.0005-0-2011	CONSTRUCTION MANAGER COSTS	0.00	135,200.00	135,200.00	135,168.35	0.00	31.65

PATCHOGUE-MEDFORD UFSD



Appropriation Status Detail Report By Function & Object From 7/1/1999 To 3/31/2024

Account	Description	Budget	Adjustments	Adj. Budget	Expensed	Encumbered	Available
H 0009.0005-0-2400	OREGON ADD/ALT- ADMIN EXP	0.00	4,403.17	4,403.17	4,403.17	0.00	0.00
H 0009.0005-0-2450	OREGON ADD ARCHITECT	582,826.00	133,000.00	715,826.00	714,759.98	0.00	1,066.02
H 0009.0005-0-2460	OREGON ADD SURVEY/ENGINEER	16,935.00	30,029.53	46,964.53	46,964.53	0.00	0.00
H 0009.0005-0-2930	OREGON ADD G.C.	5,058,416.00	1,680,000.00	6,738,416.00	6,734,771.96	0.00	3,644.04
H 0009.0005-0-2940	OREGON ADD HV	1,501,995.51	-728,533.02	773,462.49	773,462.49	0.00	0.00
H 0009.0005-0-2950	OREGON ADD PLUMBING	854,690.51	-387,177.02	467,513.49	467,513.49	0.00	0.00
H 0009.0005-0-2960	OREGON ADD ELECTRIC	1,102,102.00	205,874.69	1,307,976.69	1,307,976.69	0.00	0.00
H 0009.0005-0-2970	OREGON ADD SITE DEVELOPMENT	160,449.69	-59,399.38	101,050.31	101,050.31	0.00	0.00
H 0009.0005-0-2980	OREGON ADD SERV SYSTEMS	0.00	553.35	553.35	553.35	0.00	0.00
H 0009.0005-0-2990	OREGON ADD SOFT COSTS	882,500.80	-864,646.80	17,854.00	17,854.00	0.00	0.00
0009.0005	*	10,259,950.61	849,304.52	11,109,255.13	11,096,221.61	0.00	13,033.52
H 0009.0006-0-4000	OREGON ROOF ARCHITECT	43,656.00	-15,099.02	28,556.98	28,556.98	0.00	0.00
H 0009.0006-0-4010	OREGON ROOF RECONSTRUCTION	398,475.00	-34,560.00	363,915.00	363,915.00	0.00	0.00
H 0009.0006-0-4120	OREGON ROOF ADVERTISING	50.40	0.00	50.40	50.40	0.00	0.00
0009.0006	*	442,181.40	-49,659.02	392,522.38	392,522.38	0.00	0.00
H 0009.0007-0-2010	OREGON FAN CONST MGR	0.00	3,450.00	3,450.00	3,450.00	0.00	0.00
H 0009.0007-0-2400	OREGON FAN ADMINISTRATIVE COSTS	60.00	-2.40	57.60	57.60	0.00	0.00
H 0009.0007-0-2450	OREGON FAN ARCHITECT	4,500.00	-1,753.35	2,746.65	2,746.65	0.00	0.00
H 0009.0007-0-2930	OREGON FAN G/C	63,958.00	-63,958.00	0.00	0.00	0.00	0.00
H 0009.0007-0-2940	OREGON FAN HVAC	9,500.00	53,267.01	62,767.01	62,767.01	0.00	0.00
0009.0007	*	78,018.00	-8,996.74	69,021.26	69,021.26	0.00	0.00
H 0009.0008-0-2000	OREGON BOIL/LOCK/GYM FURN/EQUIP	0.00	0.00	0.00	0.00	0.00	0.00
H 0009.0008-0-2010	SUPT. OF CONSTRUCTION	0.00	67,498.00	67,498.00	67,498.00	0.00	0.00
H 0009.0008-0-2400	OREGON BOIL/LOCK/BLEACH/WIND ADMIN COSTS	1,300.00	-1,117.72	182.28	182.28	0.00	0.00
H 0009.0008-0-2450	OREGON BOIL/LOCK/GYM ARCH	45,590.00	-11,281.84	34,308.16	34,308.16	0.00	0.00
H 0009.0008-0-2460	OREGON BOIL/LOCK/GYM SURVEY	4,894.00	0.00	4,894.00	4,894.00	0.00	0.00
H 0009.0008-0-2930	OREGON BOIL/LOCK/GYM G.C.	138,802.69	8,846.34	147,649.03	147,649.03	0.00	0.00
H 0009.0008-0-2931	OREGON BOIL/LOCK/GYM CONSTRUCTION	0.00	0.00	0.00	0.00	0.00	0.00
H 0009.0008-0-2950	OREGON BOIL/LOCK/GYM PLUMBING	455,000.00	2,010.00	457,010.00	457,010.00	0.00	0.00
H 0009.0008-0-2960	OREGON BOIL/LOCK/GYM ELECTRIC	52,942.00	-9,470.04	43,471.96	43,471.96	0.00	0.00
0009.0008	*	698,528.69	56,484.74	755,013.43	755,013.43	0.00	0.00
H 0009.0010-0-2010	OREGON TANK-SUPT OF CONTRUCTION	0.00	9,300.00	9,300.00	9,300.00	0.00	0.00
H 0009.0010-0-2450	OREGON TANK REPL. ARCHITECT	6,134.78	-413.27	5,721.51	5,721.51	0.00	0.00

PATCHOGUE-MEDFORD UFSD



Appropriation Status Detail Report By Function & Object From 7/1/1999 To 3/31/2024

Account	Description	Budget	Adjustments	Adj. Budget	Expensed	Encumbered	Available
H 0009.0010-0-2460	OREGON BOIL/BLEACH/LOCKER TESTING	3,075.00	0.00	3,075.00	3,075.00	0.00	0.00
H 0009.0010-0-2930	OREGON TANK REPLACEMENT G/C	72,329.05	11,969.95	84,299.00	84,299.00	0.00	0.00
H 0009.0010-0-2950	OREGON TANK REPLACEMENT PLUMBING	12,170.95	-12,170.95	0.00	0.00	0.00	0.00
0009.0010	*	93,709.78	8,685.73	102,395.51	102,395.51	0.00	0.00
0009.00	**	11,572,388.48	855,819.23	12,428,207.71	12,415,174.19	0.00	13,033.52
0009.0	***	11,572,388.48	855,819.23	12,428,207.71	12,415,174.19	0.00	13,033.52
0009	****	11,572,388.48	855,819.23	12,428,207.71	12,415,174.19	0.00	13,033.52
H 0010.0006-0-2400	TREMONT BOIL/TANK ADMIN. COSTS	600.00	-383.45	216.55	216.55	0.00	0.00
H 0010.0006-0-2450	TREMONT BOILER/TANK ARCHITECT	20,000.00	4,329.62	24,329.62	24,329.62	0.00	0.00
H 0010.0006-0-2460	TREMONT BOILER/TANK SURVEY/ENGINEER	29,899.80	-415.00	29,484.80	29,484.80	0.00	0.00
H 0010.0006-0-2930	TREMONT BOILER/TANK G/C/	0.00	4,229.46	4,229.46	4,229.46	0.00	0.00
H 0010.0006-0-2950	TREMONT BOILER/TANK PLUMBING	336,270.00	-27,070.00	309,200.00	309,200.00	0.00	0.00
H 0010.0006-0-2960	TREMONT BOILER/TANK ELECTRIC	25,950.00	0.00	25,950.00	25,950.00	0.00	0.00
H 0010.0006-0-4120	TREMONT BOILER/ASB/TANK ADVER	0.00	0.00	0.00	0.00	0.00	0.00
0010.0006	*	412,719.80	-19,309.37	393,410.43	393,410.43	0.00	0.00
H 0010.0007-0-2400	TREMONT ROOF ADMIN. COSTS	150.00	-49.54	100.46	100.46	0.00	0.00
H 0010.0007-0-2450	TREMONT ROOF ARCHITECT	17,540.00	2,964.34	20,504.34	20,504.34	0.00	0.00
H 0010.0007-0-2930	TREMONT ROOF G/C	292,340.00	0.00	292,340.00	292,340.00	0.00	0.00
H 0010.0007-0-4000	TREMONT ROOF ARCHITECT	0.00	0.00	0.00	0.00	0.00	0.00
H 0010.0007-0-4120	TREMONT ROOF ADVERTISING	0.00	0.00	0.00	0.00	0.00	0.00
H 0010.0007-0-4130	TREMONT ROOF TESTING	0.00	0.00	0.00	0.00	0.00	0.00
0010.0007	*	310,030.00	2,914.80	312,944.80	312,944.80	0.00	0.00
H 0010.0008-0-2000	TREMONT ADD FURN AND FIXTURES	92,500.00	137,430.22	229,930.22	229,930.22	0.00	0.00
H 0010.0008-0-2009	TREMONT ADD/ALT CONST MGR	0.00	319,081.00	319,081.00	319,081.00	0.00	0.00
H 0010.0008-0-2400	TREMONT ADDITION - ADMINISTRATIVE COSTS	156,430.00	-149,084.62	7,345.38	7,345.38	0.00	0.00
H 0010.0008-0-2450	TREMONT ADD ARCHITECT	458,527.43	-31,965.60	426,561.83	426,561.83	0.00	0.00
H 0010.0008-0-2460	TREMONT ADD SURVEY/ENGINEER	9,620.00	9,771.00	19,391.00	19,391.00	0.00	0.00
H 0010.0008-0-2930	TREMONT ADD GC	5,204,857.10	-392,946.26	4,811,910.84	4,811,910.84	0.00	0.00
H 0010.0008-0-2931	TREMONT ADD CONSTR.	5,672.00	0.00	5,672.00	5,672.00	0.00	0.00
H 0010.0008-0-2940	TREMONT ADD HVAC	1,108,744.25	-486,390.50	622,353.75	622,353.75	0.00	0.00
H 0010.0008-0-2950	TREMONT ADD PLUMBING	662,079.00	-421,718.48	240,360.52	240,360.52	0.00	0.00
H 0010.0008-0-2960	TREMONT ADD ELECTRIC	779,320.35	-154,482.71	624,837.64	624,837.65	0.00	-0.01

PATCHOGUE-MEDFORD UFSD



Appropriation Status Detail Report By Function & Object From 7/1/1999 To 3/31/2024

Account	Description	Budget	Adjustments	Adj. Budget	Expensed	Encumbered	Available
H 0010.0008-0-2961	TREMONT ADD ELECTRIC TECHNOLOGY	93,292.11	-16,805.92	76,486.19	76,486.19	0.00	0.00
H 0010.0008-0-2970	TREMONT ADD SITE DEVELOPMENT	80,901.03	-20,612.26	60,288.77	60,288.77	0.00	0.00
H 0010.0008-0-2990	TREMONT ADD SOFT COSTS	0.00	0.00	0.00	0.00	0.00	0.00
0010.0008	*	8,651,943.27	-1,207,724.13	7,444,219.14	7,444,219.15	0.00	-0.01
H 0010.0009-0-2450	TREMONT MASONRY ARCHITECT	13,828.53	-838.23	12,990.30	7,932.92	0.00	5,057.38
0010.0009	*	13,828.53	-838.23	12,990.30	7,932.92	0.00	5,057.38
H 0010.0010-0-2000	TREMONT LIBRARY - EQUIPMENT	0.00	113,000.00	113,000.00	111,610.75	0.00	1,389.25
H 0010.0010-0-2011	CONSTRUCTION MANAGER COSTS	0.00	6,200.00	6,200.00	6,129.05	0.00	70.95
H 0010.0010-0-2400	TREMONT LIBRARY - ADVERTISING	0.00	229.57	229.57	229.57	0.00	0.00
H 0010.0010-0-2450	TREMONT LIBRARY - ARCHITECT	0.00	34,000.00	34,000.00	32,463.90	0.00	1,536.10
H 0010.0010-0-2460	TREMONT LIBRARY - SURVEY COSTS	0.00	4,476.00	4,476.00	4,476.00	0.00	0.00
H 0010.0010-0-2930	TREMONT LIBRARY GC	0.00	185,349.00	185,349.00	185,349.00	0.00	0.00
H 0010.0010-0-2940	TREMONT LIBRARY - HVAC	0.00	65,554.07	65,554.07	65,554.07	0.00	0.00
H 0010.0010-0-2950	TREMONT LIBRARY PLUMBING	0.00	15,191.00	15,191.00	15,191.00	0.00	0.00
H 0010.0010-0-2960	TREMONT LIBRARY ELECTRICAL	0.00	82,400.00	82,400.00	82,400.00	0.00	0.00
0010.0010	*	0.00	506,399.64	506,399.64	503,403.34	0.00	2,996.30
0010.00	**	9,388,521.60	-718,557.29	8,669,964.31	8,661,910.64	0.00	8,053.67
0010.0	***	9,388,521.60	-718,557.29	8,669,964.31	8,661,910.64	0.00	8,053.67
H 0010.1007-0-2400	TREMONT FAN ADMIN	50.00	-3.92	46.08	46.08	0.00	0.00
H 0010.1007-0-2450	TREMONT FAN ARCHITECT	1,572.00	-362.66	1,209.34	1,209.34	0.00	0.00
H 0010.1007-0-2930	TREMONT FAN G/C/	30,700.00	-6,060.00	24,640.00	24,640.00	0.00	0.00
0010.1007	*	32,322.00	-6,426.58	25,895.42	25,895.42	0.00	0.00
0010.10	**	32,322.00	-6,426.58	25,895.42	25,895.42	0.00	0.00
0010.1	***	32,322.00	-6,426.58	25,895.42	25,895.42	0.00	0.00
0010	****	9,420,843.60	-724,983.87	8,695,859.73	8,687,806.06	0.00	8,053.67
H 0011.0006-0-2000	EAGLE ADD - FURNITURE	47,500.00	147,000.00	194,500.00	189,285.83	0.00	5,214.17
H 0011.0006-0-2009	EAGLE ADD/ALT CONST MGR	0.00	319,792.00	319,792.00	319,792.00	0.00	0.00
H 0011.0006-0-2400	EAGLE ADD - ADMINISTRATIVE	1,000.00	633.49	1,633.49	1,633.49	0.00	0.00
H 0011.0006-0-2430	EAGLE ADD/ALT- INSURANCE	0.00	4,819.00	4,819.00	4,819.00	0.00	0.00
H 0011.0006-0-2450	EAGLE ADD - ARCHITECT	586,195.14	-138,818.98	447,376.16	445,947.28	0.00	1,428.88
H 0011.0006-0-2460	EAGLE ADD - SURVEY	27,004.00	102,014.05	129,018.05	129,018.05	0.00	0.00
H 0011.0006-0-2930	EAGLE ADD - GC	2,319,266.00	2,315,944.22	4,635,210.22	4,635,210.22	0.00	0.00
H 0011.0006-0-2940	EAGLE ADD - HV	802,140.92	-161,452.61	640,688.31	640,688.31	0.00	0.00

PATCHOGUE-MEDFORD UFSD



Appropriation Status Detail Report By Function & Object From 7/1/1999 To 3/31/2024

Account	Description	Budget	Adjustments	Adj. Budget	Expensed	Encumbered	Available
H 0011.0006-0-2950	EAGLE ADD - PLUMBING	430,051.90	-211,558.85	218,493.05	218,493.05	0.00	0.00
H 0011.0006-0-2960	EAGLE ADD - ELECTRIC	603,448.00	297,992.93	901,440.93	901,440.93	0.00	0.00
H 0011.0006-0-2970	EAGLE ADD - SITE	243,902.02	-178,304.04	65,597.98	65,597.98	0.00	0.00
H 0011.0006-0-2990	EAGLE ADD - SOFT COSTS	427,408.50	-427,408.50	0.00	0.00	0.00	0.00
0011.0006	*	5,487,916.48	2,070,652.71	7,558,569.19	7,551,926.14	0.00	6,643.05
H 0011.0007-0-2400	EAGLE ROOF ADMIN. COSTS	525.00	-4.54	520.46	520.46	0.00	0.00
H 0011.0007-0-2450	EAGLE ROOF ARCHITECT	22,154.12	1,438.50	23,592.62	23,592.62	0.00	0.00
H 0011.0007-0-2930	EAGLE ROOF G/C	359,250.00	0.00	359,250.00	359,250.00	0.00	0.00
H 0011.0007-0-4000	EAGLE ROOF ARCHITECT	0.00	0.00	0.00	0.00	0.00	0.00
H 0011.0007-0-4120	EAGLE ROOF ADVERTISING	0.00	0.00	0.00	0.00	0.00	0.00
H 0011.0007-0-4130	EAGLE ROOF TESTING	0.00	0.00	0.00	0.00	0.00	0.00
0011.0007	*	381,929.12	1,433.96	383,363.08	383,363.08	0.00	0.00
H 0011.0008-0-2010	SUPT. OF CONSTRUCTION	0.00	47,147.36	47,147.36	47,147.36	0.00	0.00
H 0011.0008-0-2400	EAGLE BOILER ADMIN COSTS	1,300.00	-497.72	802.28	802.28	0.00	0.00
H 0011.0008-0-2450	EAGLE BOILER/WINDOW ARCHITECT	27,841.00	1,989.62	29,830.62	29,830.62	0.00	0.00
H 0011.0008-0-2460	EAGLE BOILER SURVEY/ENGINEER	6,519.00	0.00	6,519.00	6,519.00	0.00	0.00
H 0011.0008-0-2950	EAGLE BOILER PLUMBER	442,800.00	-38,615.00	404,185.00	404,185.00	0.00	0.00
H 0011.0008-0-2960	EAGLE BOILER ELECTRIC	38,039.70	-7,903.00	30,136.70	30,136.70	0.00	0.00
0011.0008	*	516,499.70	2,121.26	518,620.96	518,620.96	0.00	0.00
H 0011.0010-0-2000	EAGLE LIBRARY - EQUIPMENT	0.00	96,000.00	96,000.00	93,860.79	0.00	2,139.21
H 0011.0010-0-2011	CONSTRUCTION MANAGER COSTS	0.00	5,100.00	5,100.00	5,065.40	0.00	34.60
H 0011.0010-0-2400	EAGLE LIBRARY - ADVERTISING	0.00	229.57	229.57	229.57	0.00	0.00
H 0011.0010-0-2450	EAGLE LIBRARY - ARCHITECT	0.00	32,000.00	32,000.00	27,541.77	0.00	4,458.23
H 0011.0010-0-2460	EAGLE LIBRARY - SURVEY COSTS	0.00	4,351.00	4,351.00	4,351.00	0.00	0.00
H 0011.0010-0-2930	EAGLE LIBRARY GC	0.00	166,560.00	166,560.00	166,560.00	0.00	0.00
H 0011.0010-0-2940	EAGLE LIBRARY - HVAC	0.00	25,757.99	25,757.99	25,757.99	0.00	0.00
H 0011.0010-0-2950	EAGLE LIBRARY PLUMBING	0.00	10,190.00	10,190.00	10,190.00	0.00	0.00
H 0011.0010-0-2960	EAGLE LIBRARY ELECTRICAL	0.00	80,194.00	80,194.00	80,194.00	0.00	0.00
0011.0010	*	0.00	420,382.56	420,382.56	413,750.52	0.00	6,632.04
0011.00	**	6,386,345.30	2,494,590.49	8,880,935.79	8,867,660.70	0.00	13,275.09
0011.0	***	6,386,345.30	2,494,590.49	8,880,935.79	8,867,660.70	0.00	13,275.09
H 0011.1007-0-2400	EAGLE FAN ADMIN	50.00	-3.92	46.08	46.08	0.00	0.00
H 0011.1007-0-2450	EAGLE FAN ARCHITECT	1,572.00	-203.85	1,368.15	1,368.15	0.00	0.00

PATCHOGUE-MEDFORD UFSD



Appropriation Status Detail Report By Function & Object From 7/1/1999 To 3/31/2024

Account	Description		Budget	Adjustments	Adj. Budget	Expensed	Encumbered	Available
H 0011.1007-0-2930	EAGLE FAN G/C		30,700.00	-6,060.00	24,640.00	24,640.00	0.00	0.00
0011.1007		*	32,322.00	-6,267.77	26,054.23	26,054.23	0.00	0.00
0011.10		**	32,322.00	-6,267.77	26,054.23	26,054.23	0.00	0.00
0011.1		***	32,322.00	-6,267.77	26,054.23	26,054.23	0.00	0.00
0011		****	6,418,667.30	2,488,322.72	8,906,990.02	8,893,714.93	0.00	13,275.09
H 0013.0003-0-2400	CANAAN FAN ADMIN		60.00	-13.92	46.08	46.08	0.00	0.00
H 0013.0003-0-2450	CANAAN FAN ARCHITECT		1,572.00	17,071.58	18,643.58	18,643.58	0.00	0.00
H 0013.0003-0-2930	CANAAN FAN G/C		26,200.00	256,450.00	282,650.00	282,650.00	0.00	0.00
0013.0003		*	27,832.00	273,507.66	301,339.66	301,339.66	0.00	0.00
H 0013.0005-0-2000	CANAAN ADD FURN CASEWORK		0.00	346,000.00	346,000.00	344,547.39	0.00	1,452.61
H 0013.0005-0-2009	CANAAN ADD/ALT CONST MGR		0.00	302,042.00	302,042.00	302,042.00	0.00	0.00
H 0013.0005-0-2400	CANAAN ADD/ALT- ADMIN EXP		0.00	2,576.32	2,576.32	2,576.32	0.00	0.00
H 0013.0005-0-2430	CANAAN ADD/ALT- INSURANCE		0.00	5,784.00	5,784.00	5,784.00	0.00	0.00
H 0013.0005-0-2450	CANAAN ADD/ALT- ARCHITECT		332,131.00	136,345.37	468,476.37	465,654.17	0.00	2,822.20
H 0013.0005-0-2460	CANAAN ADD SURVEY/ENGINEER		25,684.00	48,066.55	73,750.55	73,750.55	0.00	0.00
H 0013.0005-0-2930	CANAAN ADD GC		2,579,150.00	2,515,607.05	5,094,757.05	5,094,757.05	0.00	0.00
H 0013.0005-0-2940	CANAAN ADD HV		993,300.00	-360,207.05	633,092.95	624,505.00	0.00	8,587.95
H 0013.0005-0-2950	CANAAN ADD PLUMBING		488,898.00	-208,396.00	280,502.00	280,502.00	0.00	0.00
H 0013.0005-0-2960	CANAAN ADD ELECTRIC		780,500.00	262,169.58	1,042,669.58	1,042,669.58	0.00	0.00
H 0013.0005-0-2970	CANAAN ADD SITE DEVELOPMENT		218,703.89	-124,765.97	93,937.92	93,937.92	0.00	0.00
H 0013.0005-0-2990	CANAAN ADD SOFT COSTS		378,350.00	-378,350.00	0.00	0.00	0.00	0.00
0013.0005		*	5,796,716.89	2,546,871.85	8,343,588.74	8,330,725.98	0.00	12,862.76
H 0013.0006-0-2010	CANAAN BOILER& WINDOW- SUPT OF CONSTRU		0.00	38,416.00	38,416.00	38,416.00	0.00	0.00
H 0013.0006-0-2400	CANAAN WIND/BOILER ADMIN COSTS		545.00	-4.52	540.48	540.48	0.00	0.00
H 0013.0006-0-2450	CANAAN WIND/BOILER ARCHITECT		15,480.00	9,349.65	24,829.65	24,829.65	0.00	0.00
H 0013.0006-0-2930	CANAAN BOILER/WINDOW REPLACEMENT		258,010.00	-234,970.00	23,040.00	23,040.00	0.00	0.00
H 0013.0006-0-2940	CANAAN BOILER & WINDOW- HVAC		0.00	326,205.00	326,205.00	326,205.00	0.00	0.00
H 0013.0006-0-2960	CANAAN BOILER & WINDOW- ELECTRIC		0.00	34,917.00	34,917.00	34,917.00	0.00	0.00
H 0013.0006-0-4000	CANAAN WIND/BOILER ARCHITECT		0.00	0.00	0.00	0.00	0.00	0.00
H 0013.0006-0-4120	CANAAN WIND/BOILER ADVERTISING		0.00	0.00	0.00	0.00	0.00	0.00
H 0013.0006-0-4130	CANAAN WIND/BOILER TESTING		0.00	0.00	0.00	0.00	0.00	0.00
0013.0006		*	274,035.00	173,913.13	447,948.13	447,948.13	0.00	0.00
H 0013.0008-0-2010	CANAAN FUEL TANK-SUPT OF		0.00	8,450.00	8,450.00	8,450.00	0.00	0.00

PATCHOGUE-MEDFORD UFSD



Appropriation Status Detail Report By Function & Object From 7/1/1999 To 3/31/2024

Account	Description	Budget	Adjustments	Adj. Budget	Expensed	Encumbered	Available
	CONSTRUCTION						
H 0013.0008-0-2400	CANAAN TANK ADMIN COSTS	182.28	0.00	182.28	182.28	0.00	0.00
H 0013.0008-0-2450	CANAAN TANK ARCH	35,074.99	-29,727.17	5,347.82	5,347.82	0.00	0.00
H 0013.0008-0-2460	CANAAN TANK SURVEY	4,446.00	0.00	4,446.00	4,446.00	0.00	0.00
H 0013.0008-0-2930	CANAAN FUEL TANK REPLACEMENT	55,890.00	28,610.00	84,500.00	84,500.00	0.00	0.00
H 0013.0008-0-2950	CANAAN TANK PLUMBING	384,580.00	-384,580.00	0.00	0.00	0.00	0.00
H 0013.0008-0-2960	CANAAN TANK ELECTRIC	34,917.00	-34,917.00	0.00	0.00	0.00	0.00
0013.0008	*	515,090.27	-412,164.17	102,926.10	102,926.10	0.00	0.00
H 0013.0009-0-2450	CANAAN MASONRY ARCHITECT	5,000.00	2,424.03	7,424.03	7,424.03	0.00	0.00
H 0013.0009-0-2930	CANAAN MASONRY G.C.	86,000.00	-5,000.00	81,000.00	81,000.00	0.00	0.00
0013.0009	*	91,000.00	-2,575.97	88,424.03	88,424.03	0.00	0.00
H 0013.0010-0-2000	CANAAN LIBRARY - EQUIPMENT	0.00	86,500.00	86,500.00	86,317.04	0.00	182.96
H 0013.0010-0-2011	CONSTRUCTION MANAGER COSTS	0.00	5,800.00	5,800.00	5,733.85	0.00	66.15
H 0013.0010-0-2400	CANAAN LIBRARY - ADVERTISING	0.00	229.58	229.58	229.58	0.00	0.00
H 0013.0010-0-2450	CANAAN LIBRARY - ARCHITECT	0.00	33,000.00	33,000.00	30,435.49	0.00	2,564.51
H 0013.0010-0-2460	CANAAN LIBRARY - SURVEY COSTS	0.00	4,429.00	4,429.00	4,429.00	0.00	0.00
H 0013.0010-0-2930	CANAAN LIBRARY GC	0.00	192,330.42	192,330.42	175,199.00	0.00	17,131.42
H 0013.0010-0-2940	CANAAC LIBRARY - HVAC	0.00	60,123.25	60,123.25	56,623.54	0.00	3,499.71
H 0013.0010-0-2950	CANAAN LIBRARY PLUMBING	0.00	17,760.00	17,760.00	17,760.00	0.00	0.00
H 0013.0010-0-2960	CANAAN LIBRARY ELECTRICAL	0.00	95,000.00	95,000.00	91,949.00	0.00	3,051.00
0013.0010	*	0.00	495,172.25	495,172.25	468,676.50	0.00	26,495.75
0013.00	**	6,704,674.16	3,074,724.75	9,779,398.91	9,740,040.40	0.00	39,358.51
0013.0	***	6,704,674.16	3,074,724.75	9,779,398.91	9,740,040.40	0.00	39,358.51
0013	****	6,704,674.16	3,074,724.75	9,779,398.91	9,740,040.40	0.00	39,358.51
H 0015.0008-0-2400	ASBESTOS ABATEMENT ADMINISTRATIVE COSTS	1,154.00	0.00	1,154.00	1,154.00	0.00	0.00
H 0015.0008-0-2450	ASBESTOS ABATEMENT ARCHITECT	1,356.00	0.00	1,356.00	0.00	0.00	1,356.00
H 0015.0008-0-2930	ASBESTOS ABATEMENT G.C.	22,594.00	0.00	22,594.00	22,594.00	0.00	0.00
H 0015.0008-0-4000	ASBESTOS ABATEMENT ARCHITECT	375.00	-375.00	0.00	0.00	0.00	0.00
H 0015.0008-0-4010	ASBESTOS ABATEMENT G.C.	22,594.00	-22,594.00	0.00	0.00	0.00	0.00
H 0015.0008-0-4130	ASBESTOS ABATEMENT TESTING/INSP	1,154.00	-1,154.00	0.00	0.00	0.00	0.00
0015.0008	*	49,227.00	-24,123.00	25,104.00	23,748.00	0.00	1,356.00
H 0015.0009-0-2000	SCIENCE ROOM FURNITURE	-6,444.00	6,444.00	0.00	0.00	0.00	0.00
H 0015.0009-0-2450	SCIENCE ROOM ARCHITECT	0.00	0.00	0.00	0.00	0.00	0.00

PATCHOGUE-MEDFORD UFSD



Appropriation Status Detail Report By Function & Object From 7/1/1999 To 3/31/2024

Account	Description	Budget	Adjustments	Adj. Budget	Expensed	Encumbered	Available
H 0015.0009-0-2930	SCIENCE ROOM G.C.	0.00	0.00	0.00	0.00	0.00	0.00
H 0015.0009-0-2940	SCIENCE ROOM HV	0.00	0.00	0.00	0.00	0.00	0.00
H 0015.0009-0-2950	SCIENCE ROOM PLUMBING	0.00	0.00	0.00	0.00	0.00	0.00
H 0015.0009-0-2960	SCIENCE ROOM ELECTRIC	0.00	0.00	0.00	0.00	0.00	0.00
H 0015.0009-0-4000	SCIENCE ROOM ARCHITECT	11,000.00	-11,000.00	0.00	0.00	0.00	0.00
H 0015.0009-0-4010	SCIENCE ROOM H.S. G.C.	6,247.00	-6,247.00	0.00	0.00	0.00	0.00
H 0015.0009-0-4020	SCIENCE ROOM HVAC	13,900.00	-13,900.00	0.00	0.00	0.00	0.00
H 0015.0009-0-4030	SCIENCE ROOM PLUMBING	41,000.00	-41,000.00	0.00	0.00	0.00	0.00
H 0015.0009-0-4050	SCIENCE ROOM ELECTRIC	19,900.00	-19,900.00	0.00	0.00	0.00	0.00
H 0015.0009-0-4130	SCIENCE ROOM TESTING	0.00	0.00	0.00	0.00	0.00	0.00
H 0015.0009-0-4200	SCIENCE LAB CONTINGENCY	0.00	0.00	0.00	0.00	0.00	0.00
0015.0009	*	85,603.00	-85,603.00	0.00	0.00	0.00	0.00
H 0015.0010-0-2000	HS ALT/ADD FURN/EQUIPMENT	3,395,795.12	330,027.31	3,725,822.43	3,713,850.48	0.00	11,971.95
H 0015.0010-0-2010	HS ADD/ALT - CONST MGR/SECURITY	0.00	2,419,392.00	2,419,392.00	2,419,392.00	0.00	0.00
H 0015.0010-0-2400	HS ADD/ALT ADMIN. EXPENSE	233,363.30	94,861.58	328,224.88	328,224.88	0.00	0.00
H 0015.0010-0-2430	HS ADD/ALT INSURANCE	0.00	71,664.00	71,664.00	71,664.00	0.00	0.00
H 0015.0010-0-2450	HS ADD/ALT ARCHITECT	2,100,600.00	179,156.31	2,279,756.31	2,242,042.28	0.00	37,714.03
H 0015.0010-0-2460	HS ADD/ALT ENGINEER	14,470.00	17,418.64	31,888.64	31,888.64	0.00	0.00
H 0015.0010-0-2930	HS ADDITION G/C	23,785,646.49	2,232,073.62	26,017,720.11	26,017,720.11	0.00	0.00
H 0015.0010-0-2931	HS ADDITION CONSTRUCTION	0.00	0.00	0.00	0.00	0.00	0.00
H 0015.0010-0-2940	HS ADD/ALT HVAC	4,052,300.00	1,529.37	4,053,829.37	4,053,829.37	0.00	0.00
H 0015.0010-0-2950	HS ADD/ALT PLUMBING	1,196,000.00	69,050.00	1,265,050.00	1,265,050.00	0.00	0.00
H 0015.0010-0-2960	HS ADD/ALT ELECTRICAL	4,379,235.61	64,276.82	4,443,512.43	4,443,512.43	0.00	0.00
H 0015.0010-0-2970	HS ADDITION SITE DEVELOPMENT	246,769.47	329,303.75	576,073.22	571,641.53	0.00	4,431.69
H 0015.0010-0-2980	HS ADD/ALT SERV SYSTEMS	0.00	0.00	0.00	0.00	0.00	0.00
H 0015.0010-0-2990	HS ADD/ALT SOFT COSTS	3,167,773.45	-3,167,314.82	458.63	458.63	0.00	0.00
H 0015.0010-0-4000	HS ALT/ADD ARCHITECT	0.00	0.00	0.00	0.00	0.00	0.00
H 0015.0010-0-4005	HS ADD PROF/TECH SERVICES	0.00	0.00	0.00	0.00	0.00	0.00
H 0015.0010-0-4010	HS ADD/ALT - GC	0.00	0.00	0.00	0.00	0.00	0.00
H 0015.0010-0-4130	HS ADD/ALT TESTING	0.00	0.00	0.00	0.00	0.00	0.00
H 0015.0010-1-2930	HS DRAINAGE PROJECT	23,555.00	45,000.00	68,555.00	22,735.00	0.00	45,820.00
0015.0010	*	42,595,508.44	2,686,438.58	45,281,947.02	45,182,009.35	0.00	99,937.67
H 0015.0011-0-2010	HS SITE WORK CONSTRUCTION	250,000.00	0.00	250,000.00	250,000.00	0.00	0.00

PATCHOGUE-MEDFORD UFSD



Appropriation Status Detail Report By Function & Object From 7/1/1999 To 3/31/2024

Account	Description	Budget	Adjustments	Adj. Budget	Expensed	Encumbered	Available
H 0015.0011-0-2400	HS SITE WORK ADMIN. COSTS	18,430.20	-16,861.10	1,569.10	1,569.10	0.00	0.00
H 0015.0011-0-2440	HS SITE WORK LEGAL EXP	0.00	19,052.90	19,052.90	19,052.90	0.00	0.00
H 0015.0011-0-2450	HS SITE WORK ARCHITECT	173,637.29	-15,079.30	158,557.99	158,557.99	0.00	0.00
H 0015.0011-0-2460	HS SITE WORK SURVEY/ENGINEER	43,829.75	-11,192.50	32,637.25	32,637.25	0.00	0.00
H 0015.0011-0-2930	HS SITE WORK G/C	2,418,400.51	-24,044.00	2,394,356.51	2,394,356.51	0.00	0.00
H 0015.0011-0-2931	HS SITE WORK CONSTR.	572.00	-572.00	0.00	0.00	0.00	0.00
H 0015.0011-0-2970	HS SITE SITE DEVELOPMENT	11,803.00	0.00	11,803.00	11,803.00	0.00	0.00
H 0015.0011-0-4000	HS SITE/KITCH CEIL ARCHITECT	0.00	0.00	0.00	0.00	0.00	0.00
H 0015.0011-0-4120	HS SITE/KITCH CEIL ADVER	0.00	0.00	0.00	0.00	0.00	0.00
H 0015.0011-0-4130	HS SITE/KITCH CEIL TESTING	0.00	0.00	0.00	0.00	0.00	0.00
0015.0011	*	2,916,672.75	-48,696.00	2,867,976.75	2,867,976.75	0.00	0.00
H 0015.0012-0-2400	HS DOMESTIC H/W ADMIN COSTS	2,221.50	-583.45	1,638.05	1,638.05	0.00	0.00
H 0015.0012-0-2450	HS DOMESTIC HW ARCHITECT	9,057.99	-2,022.71	7,035.28	7,035.28	0.00	0.00
H 0015.0012-0-2460	HS DOMESTIC H/W SURVEY/ENGINEER	0.00	0.00	0.00	0.00	0.00	0.00
H 0015.0012-0-2930	HS DOMESTIC H/W G/C	0.00	21,040.49	21,040.49	21,040.49	0.00	0.00
H 0015.0012-0-2931	HS DOMESTIC H/W CONSTR.	2,500.00	0.00	2,500.00	2,500.00	0.00	0.00
H 0015.0012-0-2950	HS DOMESTIC H/W PLUMBING	105,405.00	-21,041.55	84,363.45	84,363.45	0.00	0.00
H 0015.0012-0-4000	HS DOMESTIC H/W ARCHITECT	6,000.00	-6,000.00	0.00	0.00	0.00	0.00
H 0015.0012-0-4010	HS DOMESTIC H/W G.C.	75,000.00	-75,000.00	0.00	0.00	0.00	0.00
H 0015.0012-0-4120	HS DOMESTIC H/W ADVERTISING	1,000.00	-1,000.00	0.00	0.00	0.00	0.00
0015.0012	*	201,184.49	-84,607.22	116,577.27	116,577.27	0.00	0.00
H 0015.0013-0-2400	HS ROOF ADMIN COSTS	1,250.00	-212.80	1,037.20	1,037.20	0.00	0.00
H 0015.0013-0-2450	HS ROOF ARCHITECT	138,194.21	108.90	138,303.11	138,303.11	0.00	0.00
H 0015.0013-0-2460	HS ROOF SURVEY/ENGINEERING	0.00	0.00	0.00	0.00	0.00	0.00
H 0015.0013-0-2930	HS ROOF RECONSTRUCTION G/C	1,234,770.79	-20,020.79	1,214,750.00	1,214,750.00	0.00	0.00
0015.0013	*	1,374,215.00	-20,124.69	1,354,090.31	1,354,090.31	0.00	0.00
H 0015.0014-0-2009	HS TECH IMP CONST MGR	0.00	37,200.00	37,200.00	37,128.37	0.00	71.63
H 0015.0014-0-2400	HS CORRIDOR CEILING ADMIN COSTS	800.00	812.55	1,612.55	1,612.55	0.00	0.00
H 0015.0014-0-2450	HS TECH & CEIL ARCH	267,217.66	-75,385.66	191,832.00	185,618.98	0.00	6,213.02
H 0015.0014-0-2930	HS TECH & CEIL GC	874,550.00	5,500.00	880,050.00	879,973.08	0.00	76.92
H 0015.0014-0-2960	HS TECH & CEIL ELECTRIC	2,240,961.27	-717,588.00	1,523,373.27	1,519,938.73	0.00	3,434.54
H 0015.0014-0-2970	HS TECH & CEIL SITE DEVEL	425,000.01	0.00	425,000.01	424,999.99	0.00	0.02
H 0015.0014-0-2990	HS TECH & CEIL SOFT COSTS	352,000.00	-352,000.00	0.00	0.00	0.00	0.00

PATCHOGUE-MEDFORD UFSD



Appropriation Status Detail Report By Function & Object From 7/1/1999 To 3/31/2024

Account	Description	Budget	Adjustments	Adj. Budget	Expensed	Encumbered	Available
0015.0014	*	4,160,528.94	-1,101,461.11	3,059,067.83	3,049,271.70	0.00	9,796.13
H 0015.0015-0-2010	HS WINDOWS CONSTRUCTION MANAGER	0.00	44,481.00	44,481.00	44,481.00	0.00	0.00
H 0015.0015-0-2400	HS WINDOWS - ADMINISTRATIVE COSTS	4,500.00	1,021.36	5,521.36	5,521.36	0.00	0.00
H 0015.0015-0-2450	HS WINDOWS - ARCHITECT	53,581.28	355.42	53,936.70	53,936.70	0.00	0.00
H 0015.0015-0-2930	HS WINDOWS - GC	1,502,024.00	-760,669.00	741,355.00	741,355.00	0.00	0.00
H 0015.0015-0-2990	HS WINDOWS - SOFT COSTS	75,302.00	-75,302.00	0.00	0.00	0.00	0.00
H 0015.0015-0-4000	HS	0.00	0.00	0.00	0.00	0.00	0.00
0015.0015	*	1,635,407.28	-790,113.22	845,294.06	845,294.06	0.00	0.00
H 0015.0016-0-2009	SUPER OF CONSTRUCTION	0.00	20,495.00	20,495.00	20,495.00	0.00	0.00
H 0015.0016-0-2400	HIGH SCHOOL BOILER ADMIN COSTS	0.00	530.53	530.53	530.53	0.00	0.00
H 0015.0016-0-2450	HS BOILER REPLACEMENT ARCHITECT	41,578.67	-6,285.68	35,292.99	34,547.33	0.00	745.66
H 0015.0016-0-2460	HS BOILER SURVEY/ENGINEER	0.00	10,702.75	10,702.75	10,702.75	0.00	0.00
H 0015.0016-0-2930	HS BOILER REPLACEMENT GC	100,000.00	-100,000.00	0.00	0.00	0.00	0.00
H 0015.0016-0-2940	HS BOILER REPLACEMENT HVAC	450,181.92	83,818.08	534,000.00	533,818.08	0.00	181.92
H 0015.0016-0-2960	HS BOILER - ELECTRICAL WORK	2,294.07	37,411.86	39,705.93	39,705.93	0.00	0.00
0015.0016	*	594,054.66	46,672.54	640,727.20	639,799.62	0.00	927.58
0015.00	**	53,612,401.56	578,382.88	54,190,784.44	54,078,767.06	0.00	112,017.38
0015.0	***	53,612,401.56	578,382.88	54,190,784.44	54,078,767.06	0.00	112,017.38
0015	****	53,612,401.56	578,382.88	54,190,784.44	54,078,767.06	0.00	112,017.38
H 0024.0001-0-2000	MODULAR CLASS FURNITURE	25,695.00	0.00	25,695.00	25,695.00	0.00	0.00
H 0024.0001-0-2010	MODULAR CLASS - CONSTRUCTION FEES	0.00	80,000.00	80,000.00	80,000.00	0.00	0.00
H 0024.0001-0-2400	MODULAR CLASS HS ADMIN. COSTS	1,477.69	-783.45	694.24	694.24	0.00	0.00
H 0024.0001-0-2450	MODULAR CLASS HS ARCHITECT	64,750.82	-3,510.57	61,240.25	61,240.25	0.00	0.00
H 0024.0001-0-2930	MODULAR CLASS HS FABRICATION	844,693.64	-10,832.64	833,861.00	833,861.00	0.00	0.00
H 0024.0001-0-2931	MODULARS HS CONSTRUCTION	0.00	0.00	0.00	0.00	0.00	0.00
H 0024.0001-0-2950	MODULAR CLASS PLUMBING	52,600.00	0.00	52,600.00	52,600.00	0.00	0.00
H 0024.0001-0-2960	MODULAR CLASS HS ELECTRIC	64,192.50	0.00	64,192.50	64,192.50	0.00	0.00
H 0024.0001-0-4000	MODULAR CLASS ARCHITECT	0.00	0.00	0.00	0.00	0.00	0.00
H 0024.0001-0-4010	MODULAR CLASS G.C.	0.00	0.00	0.00	0.00	0.00	0.00
H 0024.0001-0-4020	MODULAR CLASS HVAC	0.00	0.00	0.00	0.00	0.00	0.00
H 0024.0001-0-4030	MODULAR CLASS PLUMBING	46,800.00	-46,800.00	0.00	0.00	0.00	0.00
H 0024.0001-0-4050	MODULAR CLASS ELECTRIC	0.00	0.00	0.00	0.00	0.00	0.00
H 0024.0001-0-4120	MODULAR CLASS ADVERTISING	0.00	0.00	0.00	0.00	0.00	0.00

PATCHOGUE-MEDFORD UFSD



Appropriation Status Detail Report By Function & Object From 7/1/1999 To 3/31/2024

Account	Description	Budget	Adjustments	Adj. Budget	Expensed	Encumbered	Available
H 0024.0001-0-4200	MODULAR CLASSROOM CONTINGENCY	0.00	0.00	0.00	0.00	0.00	0.00
H 0024.0001-0-4210	MODULAR CLASS INCIDENTAL RESERVE	0.00	0.00	0.00	0.00	0.00	0.00
H 0024.0001-0-4300	MODULAR CLASS UNIT FABRICATOR	0.00	0.00	0.00	0.00	0.00	0.00
H 0024.0001-0-4400	MODULAR CLASS GENERAL TRADES	0.00	0.00	0.00	0.00	0.00	0.00
H 0024.0001-0-4410	MODULAR CLASS GEN TRADE RESER.	0.00	0.00	0.00	0.00	0.00	0.00
0024.0001	*	1,100,209.65	18,073.34	1,118,282.99	1,118,282.99	0.00	0.00
0024.00	**	1,100,209.65	18,073.34	1,118,282.99	1,118,282.99	0.00	0.00
0024.0	***	1,100,209.65	18,073.34	1,118,282.99	1,118,282.99	0.00	0.00
0024	****	1,100,209.65	18,073.34	1,118,282.99	1,118,282.99	0.00	0.00
00	*****	146,909,415.43	-352,722.52	146,556,692.91	146,183,779.16	0.00	372,913.75
0	*****	146,909,415.43	-352,722.52	146,556,692.91	146,183,779.16	0.00	372,913.75
H 1314.0015-0-2009	INT TRSFR-HS TRACK & FIELD - CONST MGR	60,000.00	0.00	60,000.00	58,443.13	0.00	1,556.87
H 1314.0015-0-2450	INT TRSFR-HS TRACK & FIELD - ARCHITECT	90,000.00	0.00	90,000.00	83,345.77	0.00	6,654.23
H 1314.0015-0-2930	INT TRSFR-HS TRACK & FIELD - GC	1,450,000.00	0.00	1,450,000.00	1,194,200.13	0.00	255,799.87
1314.0015	*	1,600,000.00	0.00	1,600,000.00	1,335,989.03	0.00	264,010.97
1314.00	**	1,600,000.00	0.00	1,600,000.00	1,335,989.03	0.00	264,010.97
1314.0	***	1,600,000.00	0.00	1,600,000.00	1,335,989.03	0.00	264,010.97
1314	****	1,600,000.00	0.00	1,600,000.00	1,335,989.03	0.00	264,010.97
13	*****	1,600,000.00	0.00	1,600,000.00	1,335,989.03	0.00	264,010.97
H 1516.0015-0-2930	INT TRSFR 2015/16-GC	500,000.00	0.00	500,000.00	499,848.51	0.00	151.49
1516.0015	*	500,000.00	0.00	500,000.00	499,848.51	0.00	151.49
1516.00	**	500,000.00	0.00	500,000.00	499,848.51	0.00	151.49
1516.0	***	500,000.00	0.00	500,000.00	499,848.51	0.00	151.49
1516	****	500,000.00	0.00	500,000.00	499,848.51	0.00	151.49
15	*****	500,000.00	0.00	500,000.00	499,848.51	0.00	151.49
H 1617.0015-0-2930	INT TRSFR 2016/17-GC	550,000.00	-392,840.19	157,159.81	157,159.81	0.00	0.00
1617.0015	*	550,000.00	-392,840.19	157,159.81	157,159.81	0.00	0.00
1617.00	**	550,000.00	-392,840.19	157,159.81	157,159.81	0.00	0.00
H 1617.0418-0-2009	SOUTH OCEAN - INT TRSFR 2016/17 ROOF-CONSTRUCTION MANAGER	0.00	20,000.00	20,000.00	6,460.00	0.00	13,540.00
H 1617.0418-0-2450	SOUTH OCEAN - INT TRSFR 2016/17 ROOF-ARCHITECT	0.00	30,000.00	30,000.00	25,391.35	0.00	4,608.65
H 1617.0418-0-2930	SOUTH OCEAN - INT TRSFR 2016/17 ROOF-GC	0.00	342,840.19	342,840.19	149,000.00	0.00	193,840.19

PATCHOGUE-MEDFORD UFSD



Appropriation Status Detail Report By Function & Object From 7/1/1999 To 3/31/2024

Account	Description	Budget	Adjustments	Adj. Budget	Expensed	Encumbered	Available
1617.0418	*	0.00	392,840.19	392,840.19	180,851.35	0.00	211,988.84
1617.04	**	0.00	392,840.19	392,840.19	180,851.35	0.00	211,988.84
1617.0	***	550,000.00	0.00	550,000.00	338,011.16	0.00	211,988.84
1617	****	550,000.00	0.00	550,000.00	338,011.16	0.00	211,988.84
16	*****	550,000.00	0.00	550,000.00	338,011.16	0.00	211,988.84
H 1718.0015-0-2930	INT TRSFR 2017/18-GC	1,124,584.00	-1,124,584.00	0.00	0.00	0.00	0.00
1718.0015	*	1,124,584.00	-1,124,584.00	0.00	0.00	0.00	0.00
1718.00	**	1,124,584.00	-1,124,584.00	0.00	0.00	0.00	0.00
H 1718.0119-0-2009	BAY - INT TRSFR 2017/18 ADA- CONSTRUCTION MANAGER	0.00	10,727.57	10,727.57	10,727.57	0.00	0.00
H 1718.0119-0-2400	BAY - INT TRSFR 2017/18 ADA-ADMIN FEES	0.00	10,156.02	10,156.02	10,156.02	0.00	0.00
H 1718.0119-0-2450	BAY - INT TRSFR 2017/18 ADA-ARCHITECT	0.00	15,336.25	15,336.25	15,336.25	0.00	0.00
H 1718.0119-0-2930	BAY - INT TRSFR 2017/18 ADA-GC	0.00	262,510.76	262,510.76	262,510.76	0.00	0.00
1718.0119	*	0.00	298,730.60	298,730.60	298,730.60	0.00	0.00
1718.01	**	0.00	298,730.60	298,730.60	298,730.60	0.00	0.00
H 1718.0214-0-2009	MEDFORD - INT TRSFR 2017/18 ADA- CONSTRUCTION MANAGER	0.00	0.00	0.00	0.00	0.00	0.00
H 1718.0214-0-2930	MEDFORD - INT TRSFR 2017/18 ADA-GC	0.00	27,218.63	27,218.63	27,218.63	0.00	0.00
1718.0214	*	0.00	27,218.63	27,218.63	27,218.63	0.00	0.00
1718.02	**	0.00	27,218.63	27,218.63	27,218.63	0.00	0.00
H 1718.0311-0-2009	RIVER - INT TRSFR 2017/18 ADA- CONSTRUCTION MANAGER	0.00	692.94	692.94	692.94	0.00	0.00
H 1718.0311-0-2400	RIVER - INT TRSFR 2017/18 ADA-ADMIN FEES	0.00	2,974.88	2,974.88	2,974.88	0.00	0.00
H 1718.0311-0-2450	RIVER - INT TRSFR 2017/18 ADA- ARCHITECT	0.00	5,086.25	5,086.25	5,086.25	0.00	0.00
H 1718.0311-0-2930	RIVER - INT TRSFR 2017/18 ADA-GC	0.00	64,824.00	64,824.00	64,824.00	0.00	0.00
1718.0311	*	0.00	73,578.07	73,578.07	73,578.07	0.00	0.00
1718.03	**	0.00	73,578.07	73,578.07	73,578.07	0.00	0.00
H 1718.0523-0-2009	SAXTON - INT TRSFR 2017/18 ADA- CONSTRUCTION MANAGER	0.00	8,836.00	8,836.00	8,836.00	0.00	0.00
H 1718.0523-0-2400	SAXTON - INT TRSFR 2017/18 ADA-ADMIN COSTS	0.00	602.70	602.70	602.70	0.00	0.00
H 1718.0523-0-2930	SAXTON - INT TRSFR 2017/18 ADA-GC	0.00	163,260.60	163,260.60	163,260.60	0.00	0.00
1718.0523	*	0.00	172,699.30	172,699.30	172,699.30	0.00	0.00

PATCHOGUE-MEDFORD UFSD



Appropriation Status Detail Report By Function & Object From 7/1/1999 To 3/31/2024

Account	Description		Budget	Adjustments	Adj. Budget	Expensed	Encumbered	Available
1718.05		**	0.00	172,699.30	172,699.30	172,699.30	0.00	0.00
H 1718.0812-0-2009	BARTON - INT TRSFR 2017/18 ADA-CONSTRUCTION MANAGER		0.00	0.00	0.00	0.00	0.00	0.00
H 1718.0812-0-2450	BARTON - INT TRSFR 2017/18 ADA-ARCHITECT		0.00	4,793.20	4,793.20	4,793.20	0.00	0.00
H 1718.0812-0-2930	BARTON - INT TRSFR 2017/18 ADA-GC		0.00	186,048.00	186,048.00	186,048.00	0.00	0.00
1718.0812		*	0.00	190,841.20	190,841.20	190,841.20	0.00	0.00
1718.08		**	0.00	190,841.20	190,841.20	190,841.20	0.00	0.00
H 1718.0913-0-2009	OREGON - INT TRSFR 2017/18 ADA-CONSTRUCTION MANAGER		0.00	2,996.00	2,996.00	2,996.00	0.00	0.00
H 1718.0913-0-2400	OREGON - INT TRSFR 2017/18 ADA-ADMIN COSTS		0.00	522.73	522.73	522.73	0.00	0.00
H 1718.0913-0-2450	OREGON - INT TRSFR 2017/18 ADA-ARCHITECT		0.00	6,336.25	6,336.25	6,336.25	0.00	0.00
H 1718.0913-0-2930	OREGON - INT TRSFR 2017/18 ADA-GC		0.00	46,330.19	46,330.19	46,330.19	0.00	0.00
1718.0913		*	0.00	56,185.17	56,185.17	56,185.17	0.00	0.00
1718.09		**	0.00	56,185.17	56,185.17	56,185.17	0.00	0.00
1718.0		***	1,124,584.00	-305,331.03	819,252.97	819,252.97	0.00	0.00
H 1718.2009-0-1013	TREMONT - INT TRSFR 2017/18 ADA-CONSTRUCTION MANAGER		0.00	0.00	0.00	0.00	0.00	0.00
H 1718.2009-0-1114	EAGLE - INT TRSFR 2017/18 ADA-CONSTRUCTION MANAGER		0.00	0.00	0.00	0.00	0.00	0.00
H 1718.2009-0-1313	CANAAN - INT TRSFR 2017/18 ADA-CONSTRUCTION MANAGER		0.00	0.00	0.00	0.00	0.00	0.00
H 1718.2009-0-1521	HIGH SCHOOL - INT TRSFR 2017/18 ADA/EXCEL-CONSTRUCTION MANAGER		0.00	2,996.00	2,996.00	2,996.00	0.00	0.00
1718.2009		*	0.00	2,996.00	2,996.00	2,996.00	0.00	0.00
1718.20		**	0.00	2,996.00	2,996.00	2,996.00	0.00	0.00
H 1718.2400-0-1013	TREMONT - INT TRSFR 2017/18 ADA-ADMIN FEES		0.00	3,228.84	3,228.84	3,228.84	0.00	0.00
H 1718.2400-0-1114	EAGLE - INT TRSFR 2017/18 ADA-ADMIN FEES		0.00	0.00	0.00	0.00	0.00	0.00
H 1718.2400-0-1313	CANAAN - INT TRSFR 2017/18 ADA-ADMIN FEES		0.00	160.45	160.45	160.45	0.00	0.00
H 1718.2400-0-1521	HIGH SCHOOL - INT TRSFR 2017/18 ADA/EXCEL-ADMIN FEES		0.00	3,133.22	3,133.22	3,133.22	0.00	0.00
1718.2400		*	0.00	6,522.51	6,522.51	6,522.51	0.00	0.00
H 1718.2450-0-1013	TREMONT - INT TRSFR 2017/18 ADA-ARCHITECT		0.00	5,086.25	5,086.25	5,086.25	0.00	0.00

PATCHOGUE-MEDFORD UFSD



Appropriation Status Detail Report By Function & Object From 7/1/1999 To 3/31/2024

Account	Description	Budget	Adjustments	Adj. Budget	Expensed	Encumbered	Available
	ARCHITECT						
H 1718.2450-0-1114	EAGLE - INT TRSFR 2017/18 ADA-ARCHITECT	0.00	5,086.25	5,086.25	5,086.25	0.00	0.00
H 1718.2450-0-1313	CANAAN - INT TRSFR 2017/18 ADA-ARCHITECT	0.00	5,086.25	5,086.25	5,086.25	0.00	0.00
H 1718.2450-0-1521	HIGH SCHOOL - INT TRSFR 2017/18 ADA/EXCEL-ARCHITECT	0.00	6,286.25	6,286.25	6,286.25	0.00	0.00
1718.2450	*	0.00	21,545.00	21,545.00	21,545.00	0.00	0.00
1718.24	**	0.00	28,067.51	28,067.51	28,067.51	0.00	0.00
H 1718.2930-0-1013	TREMONT - INT TRSFR 2017/18 ADA-GC	0.00	67,402.00	67,402.00	67,402.00	0.00	0.00
H 1718.2930-0-1114	EAGLE - INT TRSFR 2017/18 ADA-GC	0.00	72,061.52	72,061.52	72,061.52	0.00	0.00
H 1718.2930-0-1313	CANAAN - INT TRSFR 2017/18 ADA-GC	0.00	67,402.00	67,402.00	67,402.00	0.00	0.00
H 1718.2930-0-1521	HIGH SCHOOL - INT TRSFR 2017/18 ADA/EXCEL-GC	0.00	67,402.00	67,402.00	67,402.00	0.00	0.00
1718.2930	*	0.00	274,267.52	274,267.52	274,267.52	0.00	0.00
1718.29	**	0.00	274,267.52	274,267.52	274,267.52	0.00	0.00
1718.2	***	0.00	305,331.03	305,331.03	305,331.03	0.00	0.00
1718	****	1,124,584.00	0.00	1,124,584.00	1,124,584.00	0.00	0.00
17	*****	1,124,584.00	0.00	1,124,584.00	1,124,584.00	0.00	0.00
H 1819.0015-0-2930	INT TRSFR 2018/19-NOT ALLOCATED TO PROJECTS YET	2,310,000.00	-2,310,000.00	0.00	0.00	0.00	0.00
1819.0015	*	2,310,000.00	-2,310,000.00	0.00	0.00	0.00	0.00
1819.00	**	2,310,000.00	-2,310,000.00	0.00	0.00	0.00	0.00
H 1819.0119-0-2000	BAY - INT TRSFR 2018/19 PLAYGROUNDS-EQUIPMENT	0.00	81,026.10	81,026.10	81,026.10	0.00	0.00
H 1819.0119-0-2009	BAY - INT TRSFR 2018/19 PLAYGROUNDS-CONSTRUCTION MANAGER	0.00	8,077.00	8,077.00	8,077.00	0.00	0.00
H 1819.0119-0-2400	BAY - INT TRSFR 2018/19 PLAYGROUNDS-ADMIN COSTS	20,000.00	-11,435.27	8,564.73	8,564.73	0.00	0.00
H 1819.0119-0-2450	BAY - INT TRSFR 2018/19 PLAYGROUNDS-ARCHITECT	0.00	10,594.59	10,594.59	10,594.59	0.00	0.00
H 1819.0119-0-2930	BAY - INT TRSFR 2018/19 PLAYGROUNDS-GC	0.00	194,000.00	194,000.00	194,000.00	0.00	0.00
1819.0119	*	20,000.00	282,262.42	302,262.42	302,262.42	0.00	0.00
1819.01	**	20,000.00	282,262.42	302,262.42	302,262.42	0.00	0.00
H 1819.0214-0-2000	MEDFORD - INT TRSFR 2018/19 PLAYGROUNDS-EQUIPMENT	0.00	80,342.10	80,342.10	80,342.10	0.00	0.00

PATCHOGUE-MEDFORD UFSD



Appropriation Status Detail Report By Function & Object From 7/1/1999 To 3/31/2024

Account	Description	Budget	Adjustments	Adj. Budget	Expensed	Encumbered	Available
H 1819.0214-0-2009	MEDFORD - INT TRSFR 2018/19 PLAYGROUNDS-CONSTRUCTION MANAGER	0.00	11,569.78	11,569.78	11,569.78	0.00	0.00
H 1819.0214-0-2400	MEDFORD - INT TRSFR 2018/19 PLAYGROUNDS-ADMIN COSTS	20,000.00	-8,200.27	11,799.73	11,799.73	0.00	0.00
H 1819.0214-0-2450	MEDFORD - INT TRSFR 2018/19 PLAYGROUNDS-ARCHITECT	0.00	28,054.26	28,054.26	28,054.26	0.00	0.00
H 1819.0214-0-2930	MEDFORD - INT TRSFR 2018/19 PLAYGROUNDS-GC	0.00	124,134.37	124,134.37	124,134.37	0.00	0.00
1819.0214	*	20,000.00	235,900.24	255,900.24	255,900.24	0.00	0.00
1819.02	**	20,000.00	235,900.24	255,900.24	255,900.24	0.00	0.00
H 1819.0311-0-2000	RIVER - INT TRSFR 2018/19 PLAYGROUNDS- EQUIPMENT	0.00	69,420.60	69,420.60	69,420.60	0.00	0.00
H 1819.0311-0-2009	RIVER - INT TRSFR 2018/19 PLAYGROUNDS- CONSTRUCTION MANAGER	0.00	8,344.00	8,344.00	8,344.00	0.00	0.00
H 1819.0311-0-2400	RIVER - INT TRSFR 2018/19 PLAYGROUNDS- ADMIN COSTS	20,000.00	-13,681.27	6,318.73	6,318.73	0.00	0.00
H 1819.0311-0-2450	RIVER - INT TRSFR 2018/19 PLAYGROUNDS- ARCHITECT	0.00	14,779.06	14,779.06	14,779.06	0.00	0.00
H 1819.0311-0-2930	RIVER - INT TRSFR 2018/19 PLAYGROUNDS- GC	0.00	202,260.00	202,260.00	202,260.00	0.00	0.00
1819.0311	*	20,000.00	281,122.39	301,122.39	301,122.39	0.00	0.00
1819.03	**	20,000.00	281,122.39	301,122.39	301,122.39	0.00	0.00
H 1819.0812-0-2000	BARTON - INT TRSFR 2018/19 PLAYGROUNDS-EQUIPMENT	0.00	80,746.20	80,746.20	80,746.20	0.00	0.00
H 1819.0812-0-2009	BARTON - INT TRSFR 2018/19 PLAYGROUNDS-CONSTRUCTION MANAGER	0.00	14,480.00	14,480.00	14,480.00	0.00	0.00
H 1819.0812-0-2400	BARTON - INT TRSFR 2018/19 PLAYGROUNDS-ADMIN COSTS	20,000.00	-8,692.27	11,307.73	11,307.73	0.00	0.00
H 1819.0812-0-2450	BARTON - INT TRSFR 2018/19 PLAYGROUNDS-ARCHITECT	0.00	28,321.80	28,321.80	28,321.80	0.00	0.00
H 1819.0812-0-2930	BARTON - INT TRSFR 2018/19 PLAYGROUNDS-GC	0.00	362,000.00	362,000.00	362,000.00	0.00	0.00
1819.0812	*	20,000.00	476,855.73	496,855.73	496,855.73	0.00	0.00
1819.08	**	20,000.00	476,855.73	496,855.73	496,855.73	0.00	0.00
1819.0	***	2,390,000.00	-1,033,859.22	1,356,140.78	1,356,140.78	0.00	0.00
H 1819.2000-0-1013	TREMONT - INT TRSFR 2018/19 PLAYGROUNDS-EQUIPMENT	0.00	98,471.70	98,471.70	98,471.70	0.00	0.00

PATCHOGUE-MEDFORD UFSD



Appropriation Status Detail Report By Function & Object From 7/1/1999 To 3/31/2024

Account	Description	Budget	Adjustments	Adj. Budget	Expensed	Encumbered	Available
H 1819.2000-0-1114	EAGLE - INT TRSFR 2018/19 PLAYGROUNDS -EQUIPMENT	0.00	62,154.90	62,154.90	62,154.90	0.00	0.00
H 1819.2000-0-1313	CANAAN - INT TRSFR 2018/19 PLAYGROUNDS-EQUIPMENT	0.00	80,997.30	80,997.30	80,997.30	0.00	0.00
1819.2000	*	0.00	241,623.90	241,623.90	241,623.90	0.00	0.00
H 1819.2009-0-1013	TREMONT - INT TRSFR 2018/19 PLAYGROUNDS-CONSTRUCTION MANAGER	0.00	13,984.00	13,984.00	13,984.00	0.00	0.00
H 1819.2009-0-1114	EAGLE - INT TRSFR 2018/19 PLAYGROUNDS -CONSTRUCTION MANAGER	0.00	11,032.00	11,032.00	11,032.00	0.00	0.00
H 1819.2009-0-1313	CANAAN - INT TRSFR 2018/19 PLAYGROUNDS-CONSTRUCTION MANAGER	0.00	12,957.00	12,957.00	12,957.00	0.00	0.00
1819.2009	*	0.00	37,973.00	37,973.00	37,973.00	0.00	0.00
1819.20	**	0.00	279,596.90	279,596.90	279,596.90	0.00	0.00
H 1819.2400-0-1013	TREMONT - INT TRSFR 2018/19 PLAYGROUNDS-ADMIN COSTS	20,000.00	-9,414.27	10,585.73	10,585.73	0.00	0.00
H 1819.2400-0-1114	EAGLE - INT TRSFR 2018/19 PLAYGROUNDS -ADMIN COSTS	20,000.00	-6,910.44	13,089.56	13,089.56	0.00	0.00
H 1819.2400-0-1313	CANAAN - INT TRSFR 2018/19 PLAYGROUNDS-ADMIN COSTS	20,000.00	-7,950.27	12,049.73	12,049.73	0.00	0.00
1819.2400	*	60,000.00	-24,274.98	35,725.02	35,725.02	0.00	0.00
H 1819.2450-0-1013	TREMONT - INT TRSFR 2018/19 PLAYGROUNDS-ARCHITECT	0.00	20,938.33	20,938.33	20,938.33	0.00	0.00
H 1819.2450-0-1114	EAGLE - INT TRSFR 2018/19 PLAYGROUNDS -ARCHITECT	0.00	13,822.56	13,822.56	13,822.56	0.00	0.00
H 1819.2450-0-1313	CANAAN - INT TRSFR 2018/19 PLAYGROUNDS-ARCHITECT	0.00	17,976.41	17,976.41	17,976.41	0.00	0.00
1819.2450	*	0.00	52,737.30	52,737.30	52,737.30	0.00	0.00
1819.24	**	60,000.00	28,462.32	88,462.32	88,462.32	0.00	0.00
H 1819.2930-0-1013	TREMONT - INT TRSFR 2018/19 PLAYGROUNDS-GC	0.00	274,700.00	274,700.00	274,700.00	0.00	0.00
H 1819.2930-0-1114	EAGLE - INT TRSFR 2018/19 PLAYGROUNDS -GC	0.00	200,900.00	200,900.00	200,900.00	0.00	0.00
H 1819.2930-0-1313	CANAAN - INT TRSFR 2018/19 PLAYGROUNDS-GC	0.00	250,200.00	250,200.00	250,200.00	0.00	0.00
1819.2930	*	0.00	725,800.00	725,800.00	725,800.00	0.00	0.00
1819.29	**	0.00	725,800.00	725,800.00	725,800.00	0.00	0.00

PATCHOGUE-MEDFORD UFSD



Appropriation Status Detail Report By Function & Object From 7/1/1999 To 3/31/2024

Account	Description		Budget	Adjustments	Adj. Budget	Expensed	Encumbered	Available
1819.2		***	60,000.00	1,033,859.22	1,093,859.22	1,093,859.22	0.00	0.00
1819		****	2,450,000.00	0.00	2,450,000.00	2,450,000.00	0.00	0.00
18		*****	2,450,000.00	0.00	2,450,000.00	2,450,000.00	0.00	0.00
H 1920.0000-0-0000	INT TRSFR 2019/20-NOT ALLOCATED TO PROJECTS YET		3,000,000.00	-3,000,000.00	0.00	0.00	0.00	0.00
1920.0000		*	3,000,000.00	-3,000,000.00	0.00	0.00	0.00	0.00
1920.00		**	3,000,000.00	-3,000,000.00	0.00	0.00	0.00	0.00
1920.0		***	3,000,000.00	-3,000,000.00	0.00	0.00	0.00	0.00
H 1920.2000-0-0499	INT TRSFR 2019/2020 - SOUTH OCEAN ELECTRONIC SIGN ALLOCATION		0.00	31,592.00	31,592.00	31,592.00	0.00	0.00
1920.2000		*	0.00	31,592.00	31,592.00	31,592.00	0.00	0.00
H 1920.2009-0-0419	INT TRSFR 2019/2020 - SO UNIVENT - CONSTRUCTION MANAGER		0.00	90,000.00	90,000.00	46,613.93	9,007.07	34,379.00
H 1920.2009-0-1523	INT TRSFR 2019/2020 - HIGH SCHOOL CTE MODIFICATIONS - CONSTRUCTION MANAGER		0.00	19,000.00	19,000.00	18,243.55	0.00	756.45
1920.2009		*	0.00	109,000.00	109,000.00	64,857.48	9,007.07	35,135.45
1920.20		**	0.00	140,592.00	140,592.00	96,449.48	9,007.07	35,135.45
H 1920.2400-0-0419	INT TRSFR 2019/2020 - SO UNIVENT - ADMIN COSTS		0.00	75,000.00	75,000.00	62,226.36	0.00	12,773.64
H 1920.2400-0-1523	INT TRSFR 2019/2020 - HIGH SCHOOL CTE MODIFICATIONS - ADMIN COSTS		0.00	25,000.00	25,000.00	11,879.02	0.00	13,120.98
1920.2400		*	0.00	100,000.00	100,000.00	74,105.38	0.00	25,894.62
H 1920.2450-0-0419	INT TRSFR 2019/2020 - SO UNIVENT - ARCHITECT FEES		0.00	115,000.00	115,000.00	66,685.07	28,064.93	20,250.00
H 1920.2450-0-1523	INT TRSFR 2019/2020 - HIGH SCHOOL CTE MODIFICATIONS - ARCHITECT FEES		0.00	28,000.00	28,000.00	22,911.61	0.00	5,088.39
H 1920.2450-0-1525	INT TRSFR 2019/2020 - HIGH SCHOOL CTE MODIFICATIONS ART ROOMS- ARCHITECT FEES		0.00	10,000.00	10,000.00	0.00	0.00	10,000.00
1920.2450		*	0.00	153,000.00	153,000.00	89,596.68	28,064.93	35,338.39
1920.24		**	0.00	253,000.00	253,000.00	163,702.06	28,064.93	61,233.01
H 1920.2930-0-0419	INT TRSFR 2019/2020 - SO UNIVENT - GC		0.00	1,988,533.02	1,988,533.02	824,053.71	313,946.29	850,533.02
H 1920.2930-0-1523	INT TRSFR 2019/2020 - HIGH SCHOOL CTE MODIFICATIONS - GC		0.00	360,000.00	360,000.00	347,474.86	0.00	12,525.14
H 1920.2930-0-1525	INT TRSFR 2019/2020 - HIGH SCHOOL CTE MODIFICATIONS - ART ROOMS - GC		0.00	100,000.00	100,000.00	95,781.19	0.00	4,218.81
H 1920.2930-0-1599	INT TRSFR 2019/2020 - HIGH SCHOOL WEIGHT ROOM ALLOCATION		0.00	157,874.98	157,874.98	157,874.98	0.00	0.00

PATCHOGUE-MEDFORD UFSD



Appropriation Status Detail Report By Function & Object From 7/1/1999 To 3/31/2024

Account	Description		Budget	Adjustments	Adj. Budget	Expensed	Encumbered	Available
	WEIGHT ROOM ALLOCATION							
1920.2930		*	0.00	2,606,408.00	2,606,408.00	1,425,184.74	313,946.29	867,276.97
1920.29		**	0.00	2,606,408.00	2,606,408.00	1,425,184.74	313,946.29	867,276.97
1920.2		***	0.00	3,000,000.00	3,000,000.00	1,685,336.28	351,018.29	963,645.43
1920		****	3,000,000.00	0.00	3,000,000.00	1,685,336.28	351,018.29	963,645.43
H 1999.0090-0-2000	LIBRARY COMPUTER EQUIPMENT		0.00	390,082.58	390,082.58	390,082.58	0.00	0.00
1999.0090		*	0.00	390,082.58	390,082.58	390,082.58	0.00	0.00
1999.00		**	0.00	390,082.58	390,082.58	390,082.58	0.00	0.00
1999.0		***	0.00	390,082.58	390,082.58	390,082.58	0.00	0.00
1999		****	0.00	390,082.58	390,082.58	390,082.58	0.00	0.00
19		*****	3,000,000.00	390,082.58	3,390,082.58	2,075,418.86	351,018.29	963,645.43
1		*****	9,224,584.00	390,082.58	9,614,666.58	7,823,851.56	351,018.29	1,439,796.73
H 2021.0000-0-0000	INT TRSFR 2021/2022-NOT ALLOCATED TO PROJECTS YET (750 CTE, 100 Solar, 100 Security)		200,000.00	-200,000.00	0.00	0.00	0.00	0.00
2021.0000		*	200,000.00	-200,000.00	0.00	0.00	0.00	0.00
2021.00		**	200,000.00	-200,000.00	0.00	0.00	0.00	0.00
2021.0		***	200,000.00	-200,000.00	0.00	0.00	0.00	0.00
H 2021.2009-0-1525	INT TRSFR 2021/2022 - HIGH SCHOOL CTE MODIFICATIONS - ART ROOMS- CONSTRUCTION MANAGER		25,000.00	12,740.00	37,740.00	37,385.22	354.78	0.00
2021.2009		*	25,000.00	12,740.00	37,740.00	37,385.22	354.78	0.00
2021.20		**	25,000.00	12,740.00	37,740.00	37,385.22	354.78	0.00
H 2021.2400-0-1525	INT TRSFR 2021/2022 - HIGH SCHOOL CTE MODIFICATIONS - ART ROOMS - ADMIN COSTS		25,000.00	-25,000.00	0.00	0.00	0.00	0.00
2021.2400		*	25,000.00	-25,000.00	0.00	0.00	0.00	0.00
H 2021.2450-0-1525	INT TRSFR 2021/2022 - HIGH SCHOOL CTE MODIFICATIONS - ART ROOMS- ARCHITECT FEES		50,000.00	-14,790.00	35,210.00	33,955.86	1,249.40	4.74
2021.2450		*	50,000.00	-14,790.00	35,210.00	33,955.86	1,249.40	4.74
2021.24		**	75,000.00	-39,790.00	35,210.00	33,955.86	1,249.40	4.74
H 2021.2930-0-1525	INT TRSFR 2021/2022 - HIGH SCHOOL CTE MODIFICATIONS - ART ROOMS - GC		650,000.00	27,050.00	677,050.00	677,049.12	0.00	0.88
2021.2930		*	650,000.00	27,050.00	677,050.00	677,049.12	0.00	0.88
2021.29		**	650,000.00	27,050.00	677,050.00	677,049.12	0.00	0.88

PATCHOGUE-MEDFORD UFSD



Appropriation Status Detail Report By Function & Object From 7/1/1999 To 3/31/2024

Account	Description	Budget	Adjustments	Adj. Budget	Expensed	Encumbered	Available
2021.2	***	750,000.00	0.00	750,000.00	748,390.20	1,604.18	5.62
H 2021.4000-0-SOL	INT TRSFR 2021/2022-SOLAR INITIATIVES - CONTRACTUAL	0.00	100,000.00	100,000.00	0.00	0.00	100,000.00
2021.4000	*	0.00	100,000.00	100,000.00	0.00	0.00	100,000.00
2021.40	**	0.00	100,000.00	100,000.00	0.00	0.00	100,000.00
H 2021.4500-0-SEC	INT TRSFR 2021/2022-SECURITY UPGRADES - SUPPLIES AND MATERIALS	0.00	100,000.00	100,000.00	72,110.29	2,012.54	25,877.17
2021.4500	*	0.00	100,000.00	100,000.00	72,110.29	2,012.54	25,877.17
2021.45	**	0.00	100,000.00	100,000.00	72,110.29	2,012.54	25,877.17
2021.4	***	0.00	200,000.00	200,000.00	72,110.29	2,012.54	125,877.17
2021	****	950,000.00	0.00	950,000.00	820,500.49	3,616.72	125,882.79
20	*****	950,000.00	0.00	950,000.00	820,500.49	3,616.72	125,882.79
H 2223.2009-0-1526	INT TRSFR 2022/2023 - HIGH SCHOOL CTE COSMETOLOGY - CONSTRUCTION MANAGER	75,000.00	0.00	75,000.00	70,046.10	1,453.90	3,500.00
2223.2009	*	75,000.00	0.00	75,000.00	70,046.10	1,453.90	3,500.00
2223.20	**	75,000.00	0.00	75,000.00	70,046.10	1,453.90	3,500.00
H 2223.2400-0-1526	INT TRSFR 2022/2023 - HIGH SCHOOL CTE COSMETOLOGY - ADMIN COSTS	10,000.00	-5,000.00	5,000.00	1,708.10	0.00	3,291.90
2223.2400	*	10,000.00	-5,000.00	5,000.00	1,708.10	0.00	3,291.90
H 2223.2450-0-1526	INT TRSFR 2022/2023 - HIGH SCHOOL CTE COSMETOLOGY - ARCHITECT FEES	75,000.00	0.00	75,000.00	69,829.91	4,670.09	500.00
2223.2450	*	75,000.00	0.00	75,000.00	69,829.91	4,670.09	500.00
2223.24	**	85,000.00	-5,000.00	80,000.00	71,538.01	4,670.09	3,791.90
H 2223.2930-0-1526	INT TRSFR 2022/2023 - HIGH SCHOOL CTE COSMETOLOGY - GC	1,340,000.00	5,000.00	1,345,000.00	1,260,814.43	36,194.47	47,991.10
2223.2930	*	1,340,000.00	5,000.00	1,345,000.00	1,260,814.43	36,194.47	47,991.10
2223.29	**	1,340,000.00	5,000.00	1,345,000.00	1,260,814.43	36,194.47	47,991.10
2223.2	***	1,500,000.00	0.00	1,500,000.00	1,402,398.54	42,318.46	55,283.00
2223	****	1,500,000.00	0.00	1,500,000.00	1,402,398.54	42,318.46	55,283.00
22	*****	1,500,000.00	0.00	1,500,000.00	1,402,398.54	42,318.46	55,283.00
H 2324.0000-0-0000	INT TRSFR 2023/24 - UNALLOCATED	1,120,038.00	-104,000.00	1,016,038.00	0.00	0.00	1,016,038.00
2324.0000	*	1,120,038.00	-104,000.00	1,016,038.00	0.00	0.00	1,016,038.00
2324.00	**	1,120,038.00	-104,000.00	1,016,038.00	0.00	0.00	1,016,038.00
H 2324.0120-0-0000	INTERFUND TRANSFER 2023/24 - BAY ELEMENTARY ADDITION - UNALLOCATED	200,000.00	0.00	200,000.00	0.00	0.00	200,000.00

PATCHOGUE-MEDFORD UFSD



Appropriation Status Detail Report By Function & Object From 7/1/1999 To 3/31/2024

Account	Description	Budget	Adjustments	Adj. Budget	Expensed	Encumbered	Available
H 2324.0120-0-2400	INTERFUND TRANSFER 2023/24 - BAY ELEMENTARY ADDITION - ADMIN COSTS	129,962.00	0.00	129,962.00	18,987.00	40,202.00	70,773.00
2324.0120	*	329,962.00	0.00	329,962.00	18,987.00	40,202.00	270,773.00
2324.01	**	329,962.00	0.00	329,962.00	18,987.00	40,202.00	270,773.00
H 2324.0916-0-2009	OREGON - INT TRSFR 2023/24 - CONSTRUCTION MANAGER	0.00	44,000.00	44,000.00	0.00	44,000.00	0.00
H 2324.0916-0-2400	OREGON - INT TRSFR 2023/24 - ADMIN COSTS	50,000.00	0.00	50,000.00	10,800.00	0.00	39,200.00
H 2324.0916-0-2450	OREGON - INT TRSFR 2023/24 - ARCHITECT	0.00	60,000.00	60,000.00	525.52	59,474.48	0.00
2324.0916	*	50,000.00	104,000.00	154,000.00	11,325.52	103,474.48	39,200.00
2324.09	**	50,000.00	104,000.00	154,000.00	11,325.52	103,474.48	39,200.00
2324.0	***	1,500,000.00	0.00	1,500,000.00	30,312.52	143,676.48	1,326,011.00
2324	****	1,500,000.00	0.00	1,500,000.00	30,312.52	143,676.48	1,326,011.00
23	*****	1,500,000.00	0.00	1,500,000.00	30,312.52	143,676.48	1,326,011.00
2	*****	3,950,000.00	0.00	3,950,000.00	2,253,211.55	189,611.66	1,507,176.79
H 7999.0005-0-2000	TELECOMM D/W FURN & EQUIP	796,668.51	39,554.00	836,222.51	836,222.51	0.00	0.00
H 7999.0005-0-2400	TELECOMM D/W SURVEY	44,000.00	-23,000.00	21,000.00	21,000.00	0.00	0.00
H 7999.0005-0-2460	TELECOMM D/W SURVEY AND ENGINEERING	0.00	0.00	0.00	0.00	0.00	0.00
7999.0005	*	840,668.51	16,554.00	857,222.51	857,222.51	0.00	0.00
7999.00	**	840,668.51	16,554.00	857,222.51	857,222.51	0.00	0.00
7999.0	***	840,668.51	16,554.00	857,222.51	857,222.51	0.00	0.00
7999	****	840,668.51	16,554.00	857,222.51	857,222.51	0.00	0.00
79	*****	840,668.51	16,554.00	857,222.51	857,222.51	0.00	0.00
7	*****	840,668.51	16,554.00	857,222.51	857,222.51	0.00	0.00
H 8888.0001-0-2400	DISTRICT WIDE WINDOWS-SURVEY	0.00	0.00	0.00	0.00	0.00	0.00
H 8888.0001-0-2450	DISTRICT WIDE WINDOWS - ARCHITECT	0.00	0.00	0.00	0.00	0.00	0.00
H 8888.0001-0-2460	DISTRICT WIDE WINDOW	0.00	0.00	0.00	0.00	0.00	0.00
8888.0001	*	0.00	0.00	0.00	0.00	0.00	0.00
8888.00	**	0.00	0.00	0.00	0.00	0.00	0.00
8888.0	***	0.00	0.00	0.00	0.00	0.00	0.00
8888	****	0.00	0.00	0.00	0.00	0.00	0.00
88	*****	0.00	0.00	0.00	0.00	0.00	0.00
8	*****	0.00	0.00	0.00	0.00	0.00	0.00
H 9901.9	TRANSFER TO GENERAL FUND	243,455.00	0.00	243,455.00	92,613.03	0.00	150,841.97

PATCHOGUE-MEDFORD UFSD



Appropriation Status Detail Report By Function & Object From 7/1/1999 To 3/31/2024

Account	Description		Budget	Adjustments	Adj. Budget	Expensed	Encumbered	Available
9901.9		*	243,455.00	0.00	243,455.00	92,613.03	0.00	150,841.97
9901.9		**	243,455.00	0.00	243,455.00	92,613.03	0.00	150,841.97
H 9901.96	INTERFUND TRANSFER TO DEBT SVC FUND		548,589.75	2,000,000.00	2,548,589.75	2,794,429.75	0.00	-245,840.00
9901.96		*	548,589.75	2,000,000.00	2,548,589.75	2,794,429.75	0.00	-245,840.00
9901.96		**	548,589.75	2,000,000.00	2,548,589.75	2,794,429.75	0.00	-245,840.00
9901.9		***	792,044.75	2,000,000.00	2,792,044.75	2,887,042.78	0.00	-94,998.03
9901		****	792,044.75	2,000,000.00	2,792,044.75	2,887,042.78	0.00	-94,998.03
H 9999.0005-0-4010	P/Y BAY AVE G.C.		0.00	0.00	0.00	13,701.00	0.00	-13,701.00
9999.0005		*	0.00	0.00	0.00	13,701.00	0.00	-13,701.00
9999.00		**	0.00	0.00	0.00	13,701.00	0.00	-13,701.00
9999.0		***	0.00	0.00	0.00	13,701.00	0.00	-13,701.00
H 9999.9999-9-9999	REMAINING BALANCE		14,529,635.87	-14,529,635.87	0.00	0.00	0.00	0.00
9999.9999		*	14,529,635.87	-14,529,635.87	0.00	0.00	0.00	0.00
9999.99		**	14,529,635.87	-14,529,635.87	0.00	0.00	0.00	0.00
9999.9		***	14,529,635.87	-14,529,635.87	0.00	0.00	0.00	0.00
9999		****	14,529,635.87	-14,529,635.87	0.00	13,701.00	0.00	-13,701.00
99		*****	15,321,680.62	-12,529,635.87	2,792,044.75	2,900,743.78	0.00	-108,699.03
9		*****	15,321,680.62	-12,529,635.87	2,792,044.75	2,900,743.78	0.00	-108,699.03
H CR01.0018-0-2009	CAP RES 2015 - BAY ROOF-CNST MGR		13,600.00	-8,581.40	5,018.60	5,018.60	0.00	0.00
H CR01.0018-0-2450	CAP RES 2015 - BAY ROOF-ARCHITECT		17,800.00	2,100.00	19,900.00	18,819.33	0.00	1,080.67
H CR01.0018-0-2930	CAP RES 2015 - BAY ROOF-GC		334,165.00	-210,689.00	123,476.00	123,476.00	0.00	0.00
CR01.0018		*	365,565.00	-217,170.40	148,394.60	147,313.93	0.00	1,080.67
CR01.00		**	365,565.00	-217,170.40	148,394.60	147,313.93	0.00	1,080.67
CR01.0		***	365,565.00	-217,170.40	148,394.60	147,313.93	0.00	1,080.67
CR01		****	365,565.00	-217,170.40	148,394.60	147,313.93	0.00	1,080.67
H CR02.0012-0-2009	CAP RES 2015 - MEDFORD WIND-CNST MGR		18,600.00	-1,661.60	16,938.40	16,938.40	0.00	0.00
H CR02.0012-0-2450	CAP RES 2015 - MEDFORD WIND - ARCHITECT		25,400.00	2,700.00	28,100.00	25,345.69	0.00	2,754.31
H CR02.0012-0-2930	CAP RES 2015 - MEDFORD WINDOWS-GC		467,752.00	-66,728.25	401,023.75	401,023.75	0.00	0.00
CR02.0012		*	511,752.00	-65,689.85	446,062.15	443,307.84	0.00	2,754.31
H CR02.0013-0-2009	CAP RES 2015 - MEDFORD ROOF-CNST MGR		18,600.00	-10,945.48	7,654.52	7,654.52	0.00	0.00
H CR02.0013-0-2450	CAP RES 2015 - MEDFORD ROOF-		25,400.00	2,700.00	28,100.00	26,019.33	0.00	2,080.67

PATCHOGUE-MEDFORD UFSD



Appropriation Status Detail Report By Function & Object From 7/1/1999 To 3/31/2024

Account	Description	Budget	Adjustments	Adj. Budget	Expensed	Encumbered	Available
	ARCHITECT						
H CR02.0013-0-2930	CAP RES 2015 - MEDFORD ROOF-GC	467,752.00	-293,073.00	174,679.00	174,679.00	0.00	0.00
CR02.0013	*	511,752.00	-301,318.48	210,433.52	208,352.85	0.00	2,080.67
CR02.00	**	1,023,504.00	-367,008.33	656,495.67	651,660.69	0.00	4,834.98
CR02.0	***	1,023,504.00	-367,008.33	656,495.67	651,660.69	0.00	4,834.98
CR02	****	1,023,504.00	-367,008.33	656,495.67	651,660.69	0.00	4,834.98
H CR03.0010-0-2009	CAP RES 2015 - RIVER ROOF-CNST MGR	0.00	4,620.00	4,620.00	4,620.00	0.00	0.00
H CR03.0010-0-2450	CAP RES 2015 - RIVER ROOF-ARCHITECT	0.00	17,249.66	17,249.66	16,610.62	0.00	639.04
H CR03.0010-0-2930	CAP RES 2015 - RIVER ROOF-GC	0.00	108,000.00	108,000.00	108,000.00	0.00	0.00
CR03.0010	*	0.00	129,869.66	129,869.66	129,230.62	0.00	639.04
CR03.00	**	0.00	129,869.66	129,869.66	129,230.62	0.00	639.04
CR03.0	***	0.00	129,869.66	129,869.66	129,230.62	0.00	639.04
CR03	****	0.00	129,869.66	129,869.66	129,230.62	0.00	639.04
H CR04.0018-0-2009	CAP RES 2015 - SOUTH OCEAN LOCKERS-CNST MGR (ROOF IS INT TRSFR)	0.00	0.00	0.00	0.00	0.00	0.00
H CR04.0018-0-2450	CAP RES 2015 - SOUTH OCEAN LOCKER-ARCHITECT (ROOF IS INT TRSFR)	0.00	14,874.66	14,874.66	13,969.91	0.00	904.75
H CR04.0018-0-2930	CAP RES 2015 - SOUTH OCEAN LOCKERS-GC (ROOF IS INT TRSFR)	0.00	130,670.00	130,670.00	130,670.00	0.00	0.00
CR04.0018	*	0.00	145,544.66	145,544.66	144,639.91	0.00	904.75
CR04.00	**	0.00	145,544.66	145,544.66	144,639.91	0.00	904.75
CR04.0	***	0.00	145,544.66	145,544.66	144,639.91	0.00	904.75
CR04	****	0.00	145,544.66	145,544.66	144,639.91	0.00	904.75
H CR05.0021-0-2009	CAP RES 2015 - SAXTON ROOF-CNST MGR	38,700.00	-21,948.00	16,752.00	16,752.00	0.00	0.00
H CR05.0021-0-2450	CAP RES 2015 - SAXTON ROOF-ARCHITECT	55,600.00	4,150.00	59,750.00	54,669.33	0.00	5,080.67
H CR05.0021-0-2930	CAP RES 2015 - SAXTON ROOF-GC	1,003,382.00	-609,633.50	393,748.50	393,748.50	0.00	0.00
CR05.0021	*	1,097,682.00	-627,431.50	470,250.50	465,169.83	0.00	5,080.67
H CR05.0022-0-2009	CAP RES 2015 - SAXTON LOCKERS-CNST MGR	0.00	0.00	0.00	0.00	0.00	0.00
H CR05.0022-0-2450	CAP RES 2015 - SAXTON LOCKERS-ARCHITECT	0.00	16,750.00	16,750.00	15,841.49	0.00	908.51
H CR05.0022-0-2930	CAP RES 2015 - SAXTON LOCKERS-GC	0.00	184,340.00	184,340.00	184,340.00	0.00	0.00
CR05.0022	*	0.00	201,090.00	201,090.00	200,181.49	0.00	908.51
CR05.00	**	1,097,682.00	-426,341.50	671,340.50	665,351.32	0.00	5,989.18
CR05.0	***	1,097,682.00	-426,341.50	671,340.50	665,351.32	0.00	5,989.18

PATCHOGUE-MEDFORD UFSD



Appropriation Status Detail Report By Function & Object From 7/1/1999 To 3/31/2024

Account	Description		Budget	Adjustments	Adj. Budget	Expensed	Encumbered	Available
CR05		****	1,097,682.00	-426,341.50	671,340.50	665,351.32	0.00	5,989.18
H CR08.0011-0-2009	CAP RES 2015 - BARTON ROOF-CNST MGR		23,000.00	-14,141.00	8,859.00	8,859.00	0.00	0.00
H CR08.0011-0-2450	CAP RES 2015 - BARTON ROOF-ARCHITECT		32,000.00	3,350.00	35,350.00	32,269.32	0.00	3,080.68
H CR08.0011-0-2930	CAP RES 2015 - BARTON ROOF-GC		584,714.00	-382,678.00	202,036.00	202,036.00	0.00	0.00
CR08.0011		*	639,714.00	-393,469.00	246,245.00	243,164.32	0.00	3,080.68
CR08.00		**	639,714.00	-393,469.00	246,245.00	243,164.32	0.00	3,080.68
CR08.0		***	639,714.00	-393,469.00	246,245.00	243,164.32	0.00	3,080.68
CR08		****	639,714.00	-393,469.00	246,245.00	243,164.32	0.00	3,080.68
H CR10.0012-0-2009	CAP RES 2015 - TREMONT ROOF-CNST MGR		26,200.00	-14,819.12	11,380.88	11,380.88	0.00	0.00
H CR10.0012-0-2450	CAP RES 2015 - TREMONT ROOF-ARCHITECT		36,700.00	3,150.00	39,850.00	36,769.33	0.00	3,080.67
H CR10.0012-0-2930	CAP RES 2015 - TREMONT ROOF-GC		668,231.00	-400,736.00	267,495.00	267,495.00	0.00	0.00
CR10.0012		*	731,131.00	-412,405.12	318,725.88	315,645.21	0.00	3,080.67
CR10.00		**	731,131.00	-412,405.12	318,725.88	315,645.21	0.00	3,080.67
CR10.0		***	731,131.00	-412,405.12	318,725.88	315,645.21	0.00	3,080.67
CR10		****	731,131.00	-412,405.12	318,725.88	315,645.21	0.00	3,080.67
H CR11.0013-0-2009	CAP RES 2015 - EAGLE ROOF-CNST MGR		21,400.00	-12,284.84	9,115.16	9,115.16	0.00	0.00
H CR11.0013-0-2450	CAP RES 2015 - EAGLE ROOF-ARCHITECT		29,700.00	3,420.00	33,120.00	30,039.34	0.00	3,080.66
H CR11.0013-0-2930	CAP RES 2015 - EAGLE ROOF-GC		542,906.00	-332,005.50	210,900.50	210,900.50	0.00	0.00
CR11.0013		*	594,006.00	-340,870.34	253,135.66	250,055.00	0.00	3,080.66
CR11.00		**	594,006.00	-340,870.34	253,135.66	250,055.00	0.00	3,080.66
CR11.0		***	594,006.00	-340,870.34	253,135.66	250,055.00	0.00	3,080.66
CR11		****	594,006.00	-340,870.34	253,135.66	250,055.00	0.00	3,080.66
H CR13.0012-0-2009	CAP RES 2015 - CANAAN ROOF-CNST MGR		19,900.00	-11,629.43	8,270.57	8,270.57	0.00	0.00
H CR13.0012-0-2450	CAP RES 2015 - CANAAN ROOF-ARCHITECT		27,300.00	2,600.00	29,900.00	27,819.34	0.00	2,080.66
H CR13.0012-0-2930	CAP RES 2015 - CANAAN ROOF-GC		501,198.00	-300,126.00	201,072.00	201,072.00	0.00	0.00
CR13.0012		*	548,398.00	-309,155.43	239,242.57	237,161.91	0.00	2,080.66
CR13.00		**	548,398.00	-309,155.43	239,242.57	237,161.91	0.00	2,080.66
CR13.0		***	548,398.00	-309,155.43	239,242.57	237,161.91	0.00	2,080.66
CR13		****	548,398.00	-309,155.43	239,242.57	237,161.91	0.00	2,080.66
H CR15.0020-0-2009	CAP RES 2015 - HS ROOF AND TENNIS COURTS-CNST MGR		0.00	53,096.48	53,096.48	53,096.48	0.00	0.00
H CR15.0020-0-2400	CAP RES 2015 - HS ROOF AND TENNIS COURTS-ADMIN COSTS		0.00	0.00	0.00	0.00	0.00	0.00

PATCHOGUE-MEDFORD UFSD



Appropriation Status Detail Report By Function & Object From 7/1/1999 To 3/31/2024

Account	Description	Budget	Adjustments	Adj. Budget	Expensed	Encumbered	Available
H CR15.0020-0-2450	CAP RES 2015 - HS ROOF AND TENNIS COURTS-ARCHITECT	0.00	120,149.66	120,149.66	119,111.58	0.00	1,038.08
H CR15.0020-0-2930	CAP RES 2015 - HS ROOF AND TENNIS COURTS-GC	0.00	1,282,002.00	1,282,002.00	1,282,002.00	0.00	0.00
CR15.0020	*	0.00	1,455,248.14	1,455,248.14	1,454,210.06	0.00	1,038.08
CR15.00	**	0.00	1,455,248.14	1,455,248.14	1,454,210.06	0.00	1,038.08
CR15.0	***	0.00	1,455,248.14	1,455,248.14	1,454,210.06	0.00	1,038.08
CR15	****	0.00	1,455,248.14	1,455,248.14	1,454,210.06	0.00	1,038.08
H CR18.0000-0-0000	CAP RESERVE 2018 - UNALLOCATED - TRANSFER BACK TO GF RESERVE	4,300,000.00	-3,508,540.34	791,459.66	791,459.66	0.00	0.00
H CR18.0000-0-0001	CAP RESERVE 2018 - UNALLOCATED- PROJECTS APPROVED 5-21-2019	0.00	539,576.92	539,576.92	0.00	0.00	539,576.92
CR18.0000	*	4,300,000.00	-2,968,963.42	1,331,036.58	791,459.66	0.00	539,576.92
CR18.00	**	4,300,000.00	-2,968,963.42	1,331,036.58	791,459.66	0.00	539,576.92
H CR18.0119-0-2009	BAY - CAP RESERVE 2018 - ADA- CONSTRUCTION MANAGER	0.00	0.00	0.00	0.00	0.00	0.00
H CR18.0119-0-2400	BAY - CAP RESERVE 2018 - ADA-ADMIN FEE	0.00	0.00	0.00	0.00	0.00	0.00
CR18.0119	*	0.00	0.00	0.00	0.00	0.00	0.00
H CR18.0120-0-0000	CAP RESERVE 2018 - BAY ELEMENTARY ADDITION - UNALLOCATED (5/16/23)	7,870,038.00	0.00	7,870,038.00	0.00	0.00	7,870,038.00
H CR18.0120-0-2009	CAP RESERVE 2018 - BAY ELEMENTARY ADDITION - CONSTRUCTION MANAGER (5/16/23)	700,000.00	0.00	700,000.00	0.00	700,000.00	0.00
CR18.0120	*	8,570,038.00	0.00	8,570,038.00	0.00	700,000.00	7,870,038.00
CR18.01	**	8,570,038.00	0.00	8,570,038.00	0.00	700,000.00	7,870,038.00
H CR18.0214-0-2009	CAP RESERVE 2018 - MEDFORD - PLAYGROUND, BUS LOOP, ADA- CONSTRUCTION MANAGER	0.00	16,025.00	16,025.00	16,025.00	0.00	0.00
H CR18.0214-0-2400	CAP RESERVE 2018 - MEDFORD - PLAYGROUND, BUS LOOP, ADA-ADMIN COSTS	25,000.00	-19,085.00	5,915.00	5,915.00	0.00	0.00
H CR18.0214-0-2450	CAP RESERVE 2018 - MEDFORD - PLAYGROUND, BUS LOOP, ADA-ARCHITECT	75,000.00	-68,765.27	6,234.73	6,234.73	0.00	0.00
H CR18.0214-0-2930	CAP RESERVE 2018 - MEDFORD - PLAYGROUND, BUS LOOP, ADA-GC	0.00	507,615.63	507,615.63	507,615.63	0.00	0.00
CR18.0214	*	100,000.00	435,790.36	535,790.36	535,790.36	0.00	0.00
CR18.02	**	100,000.00	435,790.36	535,790.36	535,790.36	0.00	0.00
H CR18.0311-0-2009	CAP RESERVE 2018 - RIVER PLAYGROUND- CONSTRUCTION MANAGER	0.00	2,500.06	2,500.06	2,500.06	0.00	0.00

PATCHOGUE-MEDFORD UFSD



Appropriation Status Detail Report By Function & Object From 7/1/1999 To 3/31/2024

Account	Description	Budget	Adjustments	Adj. Budget	Expensed	Encumbered	Available
H CR18.0311-0-2930	CAP RESERVE 2018 - RIVER PLAYGROUND-GC	0.00	7,400.00	7,400.00	7,400.00	0.00	0.00
CR18.0311	*	0.00	9,900.06	9,900.06	9,900.06	0.00	0.00
CR18.03	**	0.00	9,900.06	9,900.06	9,900.06	0.00	0.00
H CR18.0523-0-2009	CAP RESERVE 2018 - SAXTON ADA & TRACK-CONSTRUCTION MANAGER	0.00	38,634.00	38,634.00	38,634.00	0.00	0.00
H CR18.0523-0-2400	CAP RESERVE 2018 - SAXTON ADA & TRACK-ADMIN COSTS	25,000.00	-10,912.00	14,088.00	14,088.00	0.00	0.00
H CR18.0523-0-2450	CAP RESERVE 2018 - SAXTON ADA & TRACK-ARCHITECT	75,000.00	-11,338.65	63,661.35	63,661.35	0.00	0.00
H CR18.0523-0-2930	CAP RESERVE 2018 - SAXTON ADA & TRACK-GC	0.00	1,055,430.06	1,055,430.06	1,055,430.06	0.00	0.00
CR18.0523	*	100,000.00	1,071,813.41	1,171,813.41	1,171,813.41	0.00	0.00
CR18.05	**	100,000.00	1,071,813.41	1,171,813.41	1,171,813.41	0.00	0.00
H CR18.0812-0-2009	CAP RESERVE 2018 - BARTON PLAYGROUND-CONSTRUCTION MANAGER	0.00	7,742.00	7,742.00	7,742.00	0.00	0.00
CR18.0812	*	0.00	7,742.00	7,742.00	7,742.00	0.00	0.00
CR18.08	**	0.00	7,742.00	7,742.00	7,742.00	0.00	0.00
H CR18.0913-0-2009	CAP RESERVE 2018 - OREGON ADA & TRACK-CONSTRUCTION MANAGER	0.00	41,423.00	41,423.00	41,423.00	0.00	0.00
H CR18.0913-0-2400	CAP RESERVE 2018 - OREGON ADA & TRACK-ADMIN COSTS	25,000.00	-11,140.00	13,860.00	13,860.00	0.00	0.00
H CR18.0913-0-2450	CAP RESERVE 2018 - OREGON ADA & TRACK-ARCHITECT	75,000.00	-21,183.79	53,816.21	53,816.21	0.00	0.00
H CR18.0913-0-2930	CAP RESERVE 2018 - OREGON ADA & TRACK-GC	0.00	1,046,743.89	1,046,743.89	1,046,743.89	0.00	0.00
CR18.0913	*	100,000.00	1,055,843.10	1,155,843.10	1,155,843.10	0.00	0.00
H CR18.0914-1-2009	CAP RESERVE 2018 - 5/21/2019 - OREGON WINDOWS-CONSTRUCTION MANAGER	0.00	60,089.62	60,089.62	60,089.62	0.00	0.00
H CR18.0914-1-2400	CAP RESERVE 2018 - 5/21/2019 - OREGON WINDOWS-ADMIN COSTS	0.00	33,253.74	33,253.74	33,253.74	0.00	0.00
H CR18.0914-1-2450	CAP RESERVE 2018 - 5/21/2019 - OREGON WINDOWS-ARCHITECT FEES	0.00	76,292.89	76,292.89	76,292.89	0.00	0.00
H CR18.0914-1-2930	CAP RESERVE 2018 - 5/21/2019 - OREGON WINDOWS-GC	0.00	1,399,400.00	1,399,400.00	1,399,400.00	0.00	0.00
CR18.0914	*	0.00	1,569,036.25	1,569,036.25	1,569,036.25	0.00	0.00
CR18.09	**	100,000.00	2,624,879.35	2,724,879.35	2,724,879.35	0.00	0.00

PATCHOGUE-MEDFORD UFSD



Appropriation Status Detail Report By Function & Object From 7/1/1999 To 3/31/2024

Account	Description	Budget	Adjustments	Adj. Budget	Expensed	Encumbered	Available
CR18.0	***	13,170,038.00	1,181,161.76	14,351,199.76	5,241,584.84	700,000.00	8,409,614.92
H CR18.2009-0-1013	CAP RESERVE 2018 - TREMONT PLAYGROUND-CONSTRUCTION MANAGER	0.00	0.00	0.00	0.00	0.00	0.00
H CR18.2009-0-1114	CAP RESERVE 2018 - EAGLE PLAYGROUND -CONSTRUCTION MANAGER	0.00	0.00	0.00	0.00	0.00	0.00
H CR18.2009-0-1313	CAP RESERVE 2018 - CANAAN PLAYGROUND-CONSTRUCTION MANAGER	0.00	0.00	0.00	0.00	0.00	0.00
H CR18.2009-0-1314	CAP RESERVE 2018 - CANAAN VESTIBULE- CONSTRUCTION MANAGER	0.00	15,473.00	15,473.00	15,473.00	0.00	0.00
H CR18.2009-0-1522	CAP RESERVE 2018 - HS DUST COLLECTION-CONSTRUCTION MANAGER	0.00	11,300.00	11,300.00	11,300.00	0.00	0.00
H CR18.2009-1-1524	CAP RESERVE 2018 - 5/21/2019 - HIGH SCHOOL FIRE ALARM-CONSTRUCTION MANAGER	0.00	12,440.76	12,440.76	12,440.76	0.00	0.00
CR18.2009	*	0.00	39,213.76	39,213.76	39,213.76	0.00	0.00
CR18.20	**	0.00	39,213.76	39,213.76	39,213.76	0.00	0.00
H CR18.2400-0-1114	CAP RESERVE 2018 - EAGLE PLAYGROUND -ADMIN COSTS	0.00	0.00	0.00	0.00	0.00	0.00
H CR18.2400-0-1314	CAP RESERVE 2018 - CANAAN VESTIBULE- ADMIN COSTS	0.00	897.00	897.00	897.00	0.00	0.00
H CR18.2400-0-1522	CAP RESERVE 2018 - HS DUST COLLECTION-ADMIN COSTS	0.00	832.00	832.00	832.00	0.00	0.00
H CR18.2400-1-1524	CAP RESERVE 2018 - 5/21/2019 - HIGH SCHOOL FIRE ALARM-ADMIN COSTS	0.00	11,141.38	11,141.38	11,141.38	0.00	0.00
CR18.2400	*	0.00	12,870.38	12,870.38	12,870.38	0.00	0.00
H CR18.2450-0-1314	CAP RESERVE 2018 - CANAAN VESTIBULE- ARCHITECT FEES	0.00	1,601.14	1,601.14	1,601.14	0.00	0.00
H CR18.2450-0-1522	CAP RESERVE 2018 - HS DUST COLLECTION-ARCHITECT FEES	0.00	15,755.85	15,755.85	15,755.85	0.00	0.00
H CR18.2450-1-1524	CAP RESERVE 2018 - 5/21/2019 - HIGH SCHOOL FIRE ALARM-ARCHITECT FEES	0.00	15,449.44	15,449.44	17,193.19	0.00	-1,743.75
CR18.2450	*	0.00	32,806.43	32,806.43	34,550.18	0.00	-1,743.75
CR18.24	**	0.00	45,676.81	45,676.81	47,420.56	0.00	-1,743.75
H CR18.2930-0-1013	CAP RESERVE 2018 - TREMONT PLAYGROUND-GC	0.00	0.00	0.00	0.00	0.00	0.00
H CR18.2930-0-1114	CAP RESERVE 2018 - EAGLE PLAYGROUND -GC	0.00	0.00	0.00	0.00	0.00	0.00
H CR18.2930-0-1313	CAP RESERVE 2018 - CANAAN PLAYGROUND-GC	0.00	0.00	0.00	0.00	0.00	0.00

PATCHOGUE-MEDFORD UFSD



Appropriation Status Detail Report By Function & Object From 7/1/1999 To 3/31/2024

Account	Description	Budget	Adjustments	Adj. Budget	Expensed	Encumbered	Available
H CR18.2930-0-1314	CAP RESERVE 2018 - CANAAN VESTIBULE-GC	0.00	365,164.24	365,164.24	365,164.24	0.00	0.00
H CR18.2930-0-1522	CAP RESERVE 2018 - HS DUST COLLECTION-GC	0.00	280,818.91	280,818.91	280,818.91	0.00	0.00
H CR18.2930-1-1524	CAP RESERVE 2018 - 5/21/2019 - HIGH SCHOOL FIRE ALARM-GC	0.00	352,355.25	352,355.25	352,355.25	0.00	0.00
CR18.2930	*	0.00	998,338.40	998,338.40	998,338.40	0.00	0.00
CR18.29	**	0.00	998,338.40	998,338.40	998,338.40	0.00	0.00
CR18.2	***	0.00	1,083,228.97	1,083,228.97	1,084,972.72	0.00	-1,743.75
H CR18.3901-0-2009	CAP RESERVE 2018 - HS GREENHOUSE-CONSTRUCTION MANAGER	0.00	21,651.42	21,651.42	21,651.42	0.00	0.00
H CR18.3901-0-2400	CAP RESERVE 2018 - HS GREENHOUSE-ADMIN COSTS	0.00	1,218.00	1,218.00	1,218.00	0.00	0.00
H CR18.3901-0-2450	CAP RESERVE 2018 - HS GREENHOUSE-ARCHITECT FEES	0.00	1,657.85	1,657.85	1,657.85	0.00	0.00
H CR18.3901-0-2930	CAP RESERVE 2018 - HS GREENHOUSE-GC	0.00	211,082.00	211,082.00	211,082.00	0.00	0.00
CR18.3901	*	0.00	235,609.27	235,609.27	235,609.27	0.00	0.00
CR18.39	**	0.00	235,609.27	235,609.27	235,609.27	0.00	0.00
CR18.3	***	0.00	235,609.27	235,609.27	235,609.27	0.00	0.00
CR18	****	13,170,038.00	2,500,000.00	15,670,038.00	6,562,166.83	700,000.00	8,407,871.17
H CR22.0120-0-0000	CAP RESERVE 2022 - BAY ELEMENTARY ADDITION - UNALLOCATED (5/16/23)	4,200,000.00	0.00	4,200,000.00	0.00	0.00	4,200,000.00
H CR22.0120-0-2450	CAP RESERVE 2022 - BAY ELEMENTARY ADDITION - ARCHITECT FEES (5/16/23)	800,000.00	0.00	800,000.00	18.00	799,982.00	0.00
CR22.0120	*	5,000,000.00	0.00	5,000,000.00	18.00	799,982.00	4,200,000.00
CR22.01	**	5,000,000.00	0.00	5,000,000.00	18.00	799,982.00	4,200,000.00
CR22.0	***	5,000,000.00	0.00	5,000,000.00	18.00	799,982.00	4,200,000.00
CR22	****	5,000,000.00	0.00	5,000,000.00	18.00	799,982.00	4,200,000.00
H CRSC.7999-0-2000	CAP RES 2015 - SECURITY - EQUIPMENT	0.00	156,302.05	156,302.05	156,302.05	0.00	0.00
H CRSC.7999-0-2930	CAP RES 2015 - SECURITY - GC	0.00	579,455.61	579,455.61	579,455.61	0.00	0.00
CRSC.7999	*	0.00	735,757.66	735,757.66	735,757.66	0.00	0.00
CRSC.79	**	0.00	735,757.66	735,757.66	735,757.66	0.00	0.00
CRSC.7	***	0.00	735,757.66	735,757.66	735,757.66	0.00	0.00
CRSC	****	0.00	735,757.66	735,757.66	735,757.66	0.00	0.00
CR	*****	23,170,038.00	2,500,000.00	25,670,038.00	11,536,375.46	1,499,982.00	12,633,680.54
C	*****	23,170,038.00	2,500,000.00	25,670,038.00	11,536,375.46	1,499,982.00	12,633,680.54

PATCHOGUE-MEDFORD UFSD



Appropriation Status Detail Report By Function & Object From 7/1/1999 To 3/31/2024

Account	Description		Budget	Adjustments	Adj. Budget	Expensed	Encumbered	Available
H EPC0.2009	ENERGY PERF - CONST MGR		266,289.12	0.00	266,289.12	254,225.00	0.00	12,064.12
EPC0.2009		*	266,289.12	0.00	266,289.12	254,225.00	0.00	12,064.12
EPC0.20		**	266,289.12	0.00	266,289.12	254,225.00	0.00	12,064.12
H EPC0.2450	ENERGY PERF - ARCHITECT		266,289.12	0.00	266,289.12	254,225.00	0.00	12,064.12
EPC0.2450		*	266,289.12	0.00	266,289.12	254,225.00	0.00	12,064.12
EPC0.24		**	266,289.12	0.00	266,289.12	254,225.00	0.00	12,064.12
H EPC0.2930	ENERGY PERF - JOHNSON CONTROLS		10,160,969.83	0.00	10,160,969.83	10,094,081.00	0.00	66,888.83
EPC0.2930		*	10,160,969.83	0.00	10,160,969.83	10,094,081.00	0.00	66,888.83
EPC0.29		**	10,160,969.83	0.00	10,160,969.83	10,094,081.00	0.00	66,888.83
EPC0.2		***	10,693,548.07	0.00	10,693,548.07	10,602,531.00	0.00	91,017.07
EPC0		****	10,693,548.07	0.00	10,693,548.07	10,602,531.00	0.00	91,017.07
EP		*****	10,693,548.07	0.00	10,693,548.07	10,602,531.00	0.00	91,017.07
H EX01.0016-0-2009	EXCEL-BAY ELEVATOR-CONST MGR		0.00	41,663.04	41,663.04	41,663.04	0.00	0.00
H EX01.0016-0-2400	EXCEL-BAY ELEVATOR - ADMIN		0.00	11,062.76	11,062.76	11,062.76	0.00	0.00
H EX01.0016-0-2450	EXCEL-BAY ELEVATOR-ARCH FEE		0.00	45,620.31	45,620.31	45,620.31	0.00	0.00
H EX01.0016-0-2930	EXCEL-BAY ELEVATOR-GC		0.00	442,701.10	442,701.10	442,701.10	0.00	0.00
H EX01.0016-0-2940	EXCEL-BAY ELEVATOR-HVAC		0.00	106,861.70	106,861.70	106,861.70	0.00	0.00
H EX01.0016-0-2950	EXCEL-BAY ELEVATOR-PLUMBING		0.00	0.00	0.00	0.00	0.00	0.00
H EX01.0016-0-2960	EXCEL-BAY ELEVATOR-ELECTRIC		0.00	75,255.00	75,255.00	75,255.00	0.00	0.00
H EX01.0016-0-2970	EXCEL-BAY ELEVATOR-SITE DEVELOPMENT		0.00	1,092.04	1,092.04	1,092.04	0.00	0.00
H EX01.0016-0-2990	EXCEL-BAY ELEVATOR-SOFT COSTS		0.00	0.00	0.00	0.00	0.00	0.00
EX01.0016		*	0.00	724,255.95	724,255.95	724,255.95	0.00	0.00
EX01.00		**	0.00	724,255.95	724,255.95	724,255.95	0.00	0.00
EX01.0		***	0.00	724,255.95	724,255.95	724,255.95	0.00	0.00
EX01		****	0.00	724,255.95	724,255.95	724,255.95	0.00	0.00
H EX04.0015-0-2000	EXCEL-S OCEAN WINDOWS-EQUIP		0.00	10,158.06	10,158.06	0.00	0.00	10,158.06
H EX04.0015-0-2009	EXCEL-S OCEAN WINDOWS-CONST MGR		0.00	21,130.00	21,130.00	20,825.43	0.00	304.57
H EX04.0015-0-2400	EXCEL-S OCEAN WINDOWS - ADMIN		0.00	18,800.74	18,800.74	10,461.22	0.00	8,339.52
H EX04.0015-0-2450	EXCEL-S OCEAN WINDOWS-ARCH EXP		0.00	25,401.14	25,401.14	25,401.14	0.00	0.00
H EX04.0015-0-2930	EXCEL-S OCEAN WINDOWS-GC		0.00	416,446.96	416,446.96	416,446.96	0.00	0.00
EX04.0015		*	0.00	491,936.90	491,936.90	473,134.75	0.00	18,802.15
H EX04.0016-0-2009	EXCEL-S OCEAN PA SYSTEM-CONST MGR		0.00	10,140.00	10,140.00	9,666.55	0.00	473.45
H EX04.0016-0-2400	EXCEL-S OCEAN PA SYSTEM - ADMIN		0.00	8,744.53	8,744.53	2,249.24	0.00	6,495.29

PATCHOGUE-MEDFORD UFSD



Appropriation Status Detail Report By Function & Object From 7/1/1999 To 3/31/2024

Account	Description	Budget	Adjustments	Adj. Budget	Expensed	Encumbered	Available
H EX04.0016-0-2450	EXCEL-S OCEAN PA SYSTEM-ARCH FEE	0.00	18,800.00	18,800.00	11,856.87	0.00	6,943.13
H EX04.0016-0-2960	EXCEL-S OCEAN PA SYSTEM-ELECTRIC	0.00	176,750.00	176,750.00	176,750.00	0.00	0.00
EX04.0016	*	0.00	214,434.53	214,434.53	200,522.66	0.00	13,911.87
EX04.00	**	0.00	706,371.43	706,371.43	673,657.41	0.00	32,714.02
EX04.0	***	0.00	706,371.43	706,371.43	673,657.41	0.00	32,714.02
EX04	****	0.00	706,371.43	706,371.43	673,657.41	0.00	32,714.02
H EX05.0016-0-2009	EXCEL-SAXTON STAGE CURTAIN-CONST MGR	0.00	4,840.00	4,840.00	4,340.00	0.00	500.00
H EX05.0016-0-2400	EXCEL-SAXTON STAGE CURTAIN - ADMIN	0.00	3,935.04	3,935.04	2,947.60	0.00	987.44
H EX05.0016-0-2450	EXCEL-SAXTON STAGE CURTAIN ARCH FEE	0.00	18,210.00	18,210.00	10,441.45	0.00	7,768.55
H EX05.0016-0-2930	EXCEL-SAXTON STAGE-GC	0.00	153,500.00	153,500.00	143,048.00	0.00	10,452.00
EX05.0016	*	0.00	180,485.04	180,485.04	160,777.05	0.00	19,707.99
H EX05.0017-0-2009	EXCEL-SAXTON WINDOWS-CONST MGR	0.00	60,750.00	60,750.00	60,355.75	0.00	394.25
H EX05.0017-0-2400	EXCEL-SAXTON WINDOWS - ADMIN	0.00	43,831.50	43,831.50	28,139.03	0.00	15,692.47
H EX05.0017-0-2450	EXCEL-SAXTON WINDOWS-ARCH FEE	0.00	62,535.16	62,535.16	62,535.16	0.00	0.00
H EX05.0017-0-2930	EXCEL-SAXTON WINDOWS-GC	0.00	982,431.75	982,431.75	982,431.75	0.00	0.00
EX05.0017	*	0.00	1,149,548.41	1,149,548.41	1,133,461.69	0.00	16,086.72
H EX05.0018-0-2009	EXCEL-SAXTON AUD AC-CONST MGR	0.00	20,990.00	20,990.00	20,511.00	0.00	479.00
H EX05.0018-0-2400	EXCEL-SAXTON AUD AC -ADMIN	0.00	4,062.83	4,062.83	4,062.83	0.00	0.00
H EX05.0018-0-2450	EXCEL-SAXTON AUD AC-ARCH FEE	0.00	16,251.95	16,251.95	16,251.95	0.00	0.00
H EX05.0018-0-2930	EXCEL-SAXTON AUD AC-GC	0.00	2,500.00	2,500.00	0.00	0.00	2,500.00
H EX05.0018-0-2940	EXCEL-SAXTON AUD AC-HVAC	0.00	190,152.97	190,152.97	190,152.97	0.00	0.00
H EX05.0018-0-2960	EXCEL-SAXTON AUD AC-ELECTRIC	0.00	35,780.64	35,780.64	35,780.64	0.00	0.00
EX05.0018	*	0.00	269,738.39	269,738.39	266,759.39	0.00	2,979.00
EX05.00	**	0.00	1,599,771.84	1,599,771.84	1,560,998.13	0.00	38,773.71
EX05.0	***	0.00	1,599,771.84	1,599,771.84	1,560,998.13	0.00	38,773.71
EX05	****	0.00	1,599,771.84	1,599,771.84	1,560,998.13	0.00	38,773.71
H EX11.0011-0-2009	EXCEL-EAGLE AUD SOUND-CONST MGR	0.00	2,425.37	2,425.37	2,425.37	0.00	0.00
H EX11.0011-0-2400	EXCEL-EAGLE AUD SOUND - ADMIN	0.00	336.96	336.96	336.96	0.00	0.00
H EX11.0011-0-2450	EXCEL-EAGLE AUD SOUND-ARCH FEE	0.00	2,610.50	2,610.50	2,610.50	0.00	0.00
H EX11.0011-0-2960	EXCEL-EAGLE AUD SOUND-ELECTRIC	0.00	23,363.00	23,363.00	23,363.00	0.00	0.00
EX11.0011	*	0.00	28,735.83	28,735.83	28,735.83	0.00	0.00
EX11.00	**	0.00	28,735.83	28,735.83	28,735.83	0.00	0.00

PATCHOGUE-MEDFORD UFSD



Appropriation Status Detail Report By Function & Object From 7/1/1999 To 3/31/2024

Account	Description	Budget	Adjustments	Adj. Budget	Expensed	Encumbered	Available
EX11.0	***	0.00	28,735.83	28,735.83	28,735.83	0.00	0.00
EX11	****	0.00	28,735.83	28,735.83	28,735.83	0.00	0.00
H EX79.0007-0-2000	EXCEL-D/W TECHNOLOGY-EQUIPMENT	165,000.00	1,480,868.00	1,645,868.00	1,643,743.69	0.00	2,124.31
H EX79.0007-0-2009	EXCEL-D/W TECHNOLOGY-CONST MGR	0.00	192,700.00	192,700.00	187,424.09	0.00	5,275.91
H EX79.0007-0-2400	EXCEL-D/W TECHNOLOGY - ADMIN	0.00	125,732.15	125,732.15	125,732.15	0.00	0.00
H EX79.0007-0-2450	EXCEL-D/W TECHNOLOGY-ARCH FEE	0.00	210,022.01	210,022.01	210,022.01	0.00	0.00
H EX79.0007-0-2960	EXCEL-D/W TECHNOLOGY-ELECTRIC	0.00	2,227,389.21	2,227,389.21	1,997,500.78	0.00	229,888.43
EX79.0007	*	165,000.00	4,236,711.37	4,401,711.37	4,164,422.72	0.00	237,288.65
H EX79.0008-0-2009	EXCEL-D/W SURVEILLANCE-CONST MGR	0.00	62,200.00	62,200.00	57,092.95	0.00	5,107.05
H EX79.0008-0-2400	EXCEL-D/W SURVEILLANCE-ADMIN	0.00	22,661.04	22,661.04	22,661.04	0.00	0.00
H EX79.0008-0-2450	EXCEL-D/W SURVEILLANCE ARCH FEE	0.00	93,116.06	93,116.06	93,116.06	0.00	0.00
H EX79.0008-0-2960	EXCEL-D/W SURVEILLANCE-ELECTRIC	0.00	1,438,265.48	1,438,265.48	1,438,265.48	0.00	0.00
EX79.0008	*	0.00	1,616,242.58	1,616,242.58	1,611,135.53	0.00	5,107.05
H EX79.0009-0-2400	EXCEL D/W TECHNOLOGY - ADMIN	0.00	0.00	0.00	0.00	0.00	0.00
EX79.0009	*	0.00	0.00	0.00	0.00	0.00	0.00
EX79.00	**	165,000.00	5,852,953.95	6,017,953.95	5,775,558.25	0.00	242,395.70
EX79.0	***	165,000.00	5,852,953.95	6,017,953.95	5,775,558.25	0.00	242,395.70
EX79	****	165,000.00	5,852,953.95	6,017,953.95	5,775,558.25	0.00	242,395.70
EX	*****	165,000.00	8,912,089.00	9,077,089.00	8,763,205.57	0.00	313,883.43
E	*****	10,858,548.07	8,912,089.00	19,770,637.07	19,365,736.57	0.00	404,900.50
H SB15.0BA2-0-2450	SMART SCHOOLS PHASE 2 - ARCHITECT	6,532.00	-6,532.00	0.00	0.00	0.00	0.00
H SB15.0BA2-0-2930	SMART SCHOOLS PHASE 2 - GC	130,650.00	-130,650.00	0.00	0.00	0.00	0.00
SB15.0BA2	*	137,182.00	-137,182.00	0.00	0.00	0.00	0.00
SB15.0B	**	137,182.00	-137,182.00	0.00	0.00	0.00	0.00
H SB15.0SB1-0-2400	SMART SCHOOLS PHASE 1 - ADMIN	8,500.00	-8,500.00	0.00	0.00	0.00	0.00
H SB15.0SB1-0-2450	SMART SCHOOLS PHASE 1 - ARCHITECT	13,500.00	-1,000.00	12,500.00	12,500.00	0.00	0.00
H SB15.0SB1-0-2930	SMART SCHOOLS PHASE 1 - GC	351,942.00	-9,998.50	341,943.50	341,943.50	0.00	0.00
SB15.0SB1	*	373,942.00	-19,498.50	354,443.50	354,443.50	0.00	0.00
SB15.0S	**	373,942.00	-19,498.50	354,443.50	354,443.50	0.00	0.00
SB15.0	***	511,124.00	-156,680.50	354,443.50	354,443.50	0.00	0.00
SB15	****	511,124.00	-156,680.50	354,443.50	354,443.50	0.00	0.00
H SB79.0009-0-2009	SMART SCHOOLS PHASE 3 - CONSTRUCTION MANAGER	71,464.00	0.00	71,464.00	0.00	0.00	71,464.00
H SB79.0009-0-2450	SMART SCHOOLS PHASE 3 - ARCHITECT	79,714.00	0.00	79,714.00	51,912.07	18,462.03	9,339.90

PATCHOGUE-MEDFORD UFSD



Appropriation Status Detail Report By Function & Object From 7/1/1999 To 3/31/2024

Account	Description		Budget	Adjustments	Adj. Budget	Expensed	Encumbered	Available
H SB79.0009-0-2930	SMART SCHOOLS PHASE 3 - GC		1,437,351.00	-254,890.00	1,182,461.00	611,702.25	0.00	570,758.75
SB79.0009		*	1,588,529.00	-254,890.00	1,333,639.00	663,614.32	18,462.03	651,562.65
SB79.00		**	1,588,529.00	-254,890.00	1,333,639.00	663,614.32	18,462.03	651,562.65
SB79.0		***	1,588,529.00	-254,890.00	1,333,639.00	663,614.32	18,462.03	651,562.65
SB79		****	1,588,529.00	-254,890.00	1,333,639.00	663,614.32	18,462.03	651,562.65
SB		*****	2,099,653.00	-411,570.50	1,688,082.50	1,018,057.82	18,462.03	651,562.65
S		*****	2,099,653.00	-411,570.50	1,688,082.50	1,018,057.82	18,462.03	651,562.65
H X201.0011-0-2009	EXCEL2-BAY-CONST MGR		0.00	7,942.39	7,942.39	7,777.99	0.00	164.40
H X201.0011-0-2400	EXCEL2-BAY- ADMIN		0.00	0.00	0.00	0.00	0.00	0.00
H X201.0011-0-2450	EXCEL2-BAY-ARCH FEE		0.00	7,661.00	7,661.00	7,661.00	0.00	0.00
H X201.0011-0-2930	EXCEL2-BAY-GC		0.00	87,000.00	87,000.00	87,000.00	0.00	0.00
X201.0011		*	0.00	102,603.39	102,603.39	102,438.99	0.00	164.40
X201.00		**	0.00	102,603.39	102,603.39	102,438.99	0.00	164.40
X201.0		***	0.00	102,603.39	102,603.39	102,438.99	0.00	164.40
X201		****	0.00	102,603.39	102,603.39	102,438.99	0.00	164.40
H X202.0008-0-2009	EXCEL2-MEDFORD-CONST MGR		0.00	3,926.21	3,926.21	3,804.04	0.00	122.17
H X202.0008-0-2400	EXCEL2-MEDFORD- ADMIN		0.00	1,903.00	1,903.00	0.00	0.00	1,903.00
H X202.0008-0-2450	EXCEL2-MEDFORD-ARCH FEE		0.00	4,143.40	4,143.40	4,143.40	0.00	0.00
H X202.0008-0-2940	EXCEL2-MEDFORD-HVAC		0.00	38,906.10	38,906.10	38,906.10	0.00	0.00
H X202.0008-0-2960	EXCEL2-MEDFORD-ELECTRICAL		0.00	3,696.00	3,696.00	3,696.00	0.00	0.00
X202.0008		*	0.00	52,574.71	52,574.71	50,549.54	0.00	2,025.17
X202.00		**	0.00	52,574.71	52,574.71	50,549.54	0.00	2,025.17
X202.0		***	0.00	52,574.71	52,574.71	50,549.54	0.00	2,025.17
X202		****	0.00	52,574.71	52,574.71	50,549.54	0.00	2,025.17
H X203.0004-0-2009	EXCEL2-RIVER-CONST MGR		0.00	7,062.61	7,062.61	6,969.36	0.00	93.25
H X203.0004-0-2400	EXCEL2-RIVER- ADMIN		0.00	1,263.00	1,263.00	0.00	0.00	1,263.00
H X203.0004-0-2450	EXCEL2-RIVER-ARCH FEE		0.00	6,730.00	6,730.00	6,649.00	0.00	81.00
H X203.0004-0-2930	EXCEL2-RIVER-GC		0.00	80,901.00	80,901.00	80,901.00	0.00	0.00
X203.0004		*	0.00	95,956.61	95,956.61	94,519.36	0.00	1,437.25
X203.00		**	0.00	95,956.61	95,956.61	94,519.36	0.00	1,437.25
X203.0		***	0.00	95,956.61	95,956.61	94,519.36	0.00	1,437.25
X203		****	0.00	95,956.61	95,956.61	94,519.36	0.00	1,437.25
H X204.0011-0-2009	EXCEL2-SO OCEAN-CONST MGR		0.00	25,624.96	25,624.96	25,030.00	0.00	594.96

PATCHOGUE-MEDFORD UFSD



Appropriation Status Detail Report By Function & Object From 7/1/1999 To 3/31/2024

Account	Description		Budget	Adjustments	Adj. Budget	Expensed	Encumbered	Available
H X204.0011-0-2400	EXCEL2-SO OCEAN ADMIN		0.00	9,751.00	9,751.00	0.00	0.00	9,751.00
H X204.0011-0-2450	EXCEL2-SO OCEAN-ARCH FEE		0.00	25,257.00	25,257.00	25,212.14	0.00	44.86
H X204.0011-0-2930	EXCEL2-SO OCEAN-GC		0.00	230,000.00	230,000.00	213,230.00	0.00	16,770.00
H X204.0011-0-2940	EXCEL2-SO OCEAN-HVAC		0.00	45,691.70	45,691.70	44,971.10	0.00	720.60
H X204.0011-0-2960	EXCEL2-SO OCEAN-ELECTRICAL		0.00	4,530.00	4,530.00	4,530.00	0.00	0.00
X204.0011		*	0.00	340,854.66	340,854.66	312,973.24	0.00	27,881.42
X204.00		**	0.00	340,854.66	340,854.66	312,973.24	0.00	27,881.42
X204.0		***	0.00	340,854.66	340,854.66	312,973.24	0.00	27,881.42
X204		****	0.00	340,854.66	340,854.66	312,973.24	0.00	27,881.42
H X205.0020-0-2009	EXCEL2-SAXTON-CONST MGR		0.00	3,731.88	3,731.88	3,542.49	0.00	189.39
H X205.0020-0-2400	EXCEL2-SAXTON- ADMIN		0.00	3,226.00	3,226.00	0.00	0.00	3,226.00
H X205.0020-0-2450	EXCEL2-SAXTON-ARCH FEE		0.00	4,153.60	4,153.60	4,047.00	0.00	106.60
H X205.0020-0-2940	EXCEL2-SAXTON-HVAC		0.00	35,696.10	35,696.10	35,696.10	0.00	0.00
H X205.0020-0-2960	EXCEL2-SAXTON-ELECTRICAL		0.00	3,937.00	3,937.00	3,937.00	0.00	0.00
X205.0020		*	0.00	50,744.58	50,744.58	47,222.59	0.00	3,521.99
X205.00		**	0.00	50,744.58	50,744.58	47,222.59	0.00	3,521.99
X205.0		***	0.00	50,744.58	50,744.58	47,222.59	0.00	3,521.99
X205		****	0.00	50,744.58	50,744.58	47,222.59	0.00	3,521.99
H X208.0008-0-2009	EXCEL2-BARTON-CONST MGR		0.00	6,581.68	6,581.68	6,538.83	0.00	42.85
H X208.0008-0-2400	EXCEL2-BARTON- ADMIN		0.00	4,632.60	4,632.60	4,632.60	0.00	0.00
H X208.0008-0-2450	EXCEL2-BARTON-ARCH FEE		0.00	6,721.80	6,721.80	6,395.18	0.00	326.62
H X208.0008-0-2930	EXCEL2-BARTON-GC		0.00	68,982.40	68,982.40	64,337.54	0.00	4,644.86
H X208.0008-0-2960	EXCEL2-BARTON-ELECTRICAL		0.00	4,108.00	4,108.00	4,108.00	0.00	0.00
X208.0008		*	0.00	91,026.48	91,026.48	86,012.15	0.00	5,014.33
X208.00		**	0.00	91,026.48	91,026.48	86,012.15	0.00	5,014.33
X208.0		***	0.00	91,026.48	91,026.48	86,012.15	0.00	5,014.33
X208		****	0.00	91,026.48	91,026.48	86,012.15	0.00	5,014.33
H X209.0009-0-2009	EXCEL2-OREGON-CONST MGR		0.00	33,303.64	33,303.64	32,796.64	0.00	507.00
H X209.0009-0-2400	EXCEL2-OREGON- ADMIN		0.00	8,211.00	8,211.00	0.00	0.00	8,211.00
H X209.0009-0-2450	EXCEL2-OREGON-ARCH FEE		0.00	31,687.40	31,687.40	31,687.40	0.00	0.00
H X209.0009-0-2930	EXCEL2-OREGON-GC		0.00	378,000.00	378,000.00	366,200.00	0.00	11,800.00
X209.0009		*	0.00	451,202.04	451,202.04	430,684.04	0.00	20,518.00
H X209.0012-0-2009	EXCEL2-OREGON ROOF-CONST MGR		0.00	4,500.00	4,500.00	3,689.83	0.00	810.17

PATCHOGUE-MEDFORD UFSD



Appropriation Status Detail Report By Function & Object From 7/1/1999 To 3/31/2024

Account	Description		Budget	Adjustments	Adj. Budget	Expensed	Encumbered	Available
H X209.0012-0-2450	EXCEL2-OREGON ROOF-ARCH FEE		0.00	5,500.00	5,500.00	5,359.36	0.00	140.64
H X209.0012-0-2930	EXCEL2-OREGON ROOF-GC		0.00	107,000.00	107,000.00	91,700.00	0.00	15,300.00
X209.0012		*	0.00	117,000.00	117,000.00	100,749.19	0.00	16,250.81
X209.00		**	0.00	568,202.04	568,202.04	531,433.23	0.00	36,768.81
X209.0		***	0.00	568,202.04	568,202.04	531,433.23	0.00	36,768.81
X209		****	0.00	568,202.04	568,202.04	531,433.23	0.00	36,768.81
H X210.0005-0-2009	EXCEL2-TREMONT-CONST MGR		0.00	6.25	6.25	0.00	0.00	6.25
H X210.0005-0-2400	EXCEL2-TREMONT- ADMIN		0.00	121.00	121.00	0.00	0.00	121.00
H X210.0005-0-2450	EXCEL2-TREMONT-ARCH FEE		0.00	21.00	21.00	14.75	0.00	6.25
X210.0005		*	0.00	148.25	148.25	14.75	0.00	133.50
X210.00		**	0.00	148.25	148.25	14.75	0.00	133.50
X210.0		***	0.00	148.25	148.25	14.75	0.00	133.50
X210		****	0.00	148.25	148.25	14.75	0.00	133.50
H X211.0005-0-2009	EXCEL2-EAGLE-CONST MGR		0.00	3.50	3.50	0.00	0.00	3.50
H X211.0005-0-2400	EXCEL2-EAGLE- ADMIN		0.00	68.00	68.00	0.00	0.00	68.00
H X211.0005-0-2450	EXCEL2-EAGLE-ARCH FEE		0.00	12.00	12.00	8.50	0.00	3.50
X211.0005		*	0.00	83.50	83.50	8.50	0.00	75.00
X211.00		**	0.00	83.50	83.50	8.50	0.00	75.00
X211.0		***	0.00	83.50	83.50	8.50	0.00	75.00
X211		****	0.00	83.50	83.50	8.50	0.00	75.00
H X213.0007-0-2009	EXCEL2-CANAAN-CONST MGR		0.00	3,760.63	3,760.63	3,644.35	0.00	116.28
H X213.0007-0-2400	EXCEL2-CANAAN- ADMIN		0.00	1,288.00	1,288.00	0.00	0.00	1,288.00
H X213.0007-0-2450	EXCEL2-CANAAN-ARCH FEE		0.00	4,488.20	4,488.20	4,488.20	0.00	0.00
H X213.0007-0-2940	EXCEL2-CANAAN-HVAC		0.00	36,596.10	36,596.10	36,596.10	0.00	0.00
H X213.0007-0-2960	EXCEL2-CANAAN-ELECTRICAL		0.00	4,182.00	4,182.00	4,182.00	0.00	0.00
X213.0007		*	0.00	50,314.93	50,314.93	48,910.65	0.00	1,404.28
X213.00		**	0.00	50,314.93	50,314.93	48,910.65	0.00	1,404.28
X213.0		***	0.00	50,314.93	50,314.93	48,910.65	0.00	1,404.28
X213		****	0.00	50,314.93	50,314.93	48,910.65	0.00	1,404.28
H X215.0019-0-2009	EXCEL2-HIGH SCHOOL-CONST MGR		0.00	10,556.25	10,556.25	3,932.21	0.00	6,624.04
H X215.0019-0-2400	EXCEL2-HIGH SCHOOL - ADMIN		0.00	8,414.00	8,414.00	0.00	0.00	8,414.00
H X215.0019-0-2450	EXCEL2-HIGH SCHOOL-ARCH FEE		0.00	7,124.60	7,124.60	7,124.40	0.00	0.20
H X215.0019-0-2960	EXCEL2-HIGH SCHOOL-ELECTRICAL		0.00	43,547.00	43,547.00	43,547.00	0.00	0.00

PATCHOGUE-MEDFORD UFSD

Appropriation Status Detail Report By Function & Object From 7/1/1999 To 3/31/2024



Account	Description		Budget	Adjustments	Adj. Budget	Expensed	Encumbered	Available
X215.0019		*	0.00	69,641.85	69,641.85	54,603.61	0.00	15,038.24
X215.00		**	0.00	69,641.85	69,641.85	54,603.61	0.00	15,038.24
X215.0		***	0.00	69,641.85	69,641.85	54,603.61	0.00	15,038.24
X215		****	0.00	69,641.85	69,641.85	54,603.61	0.00	15,038.24
X2		*****	0.00	1,422,151.00	1,422,151.00	1,328,686.61	0.00	93,464.39
X		*****	0.00	1,422,151.00	1,422,151.00	1,328,686.61	0.00	93,464.39
Fund HTotals:			212,374,587.63	-53,052.31	212,321,535.32	193,267,665.02	2,059,073.98	16,994,796.32
Grand Totals:			212,374,587.63	-53,052.31	212,321,535.32	193,267,665.02	2,059,073.98	16,994,796.32

WARRANTS

PATCHOGUE-MEDFORD UFSD

Check Warrant Report For A - 91: Cash Disbursement- 3/5/24 For Dates 3/1/2024 - 3/31/2024



Check #	Check Date	Vendor ID	Vendor Name	Account	PO Number	Check Amount	Liquidated
253102	03/05/2024	13639	**VOID** HORIZON HEALTHCARE STAFFING	A 2250.4490-90-000	275618	-661.54	-661.54
					Check Total:	-661.54	
253154	03/05/2024	12292	4IMPRINT	A 2020.4500-05-000	276676	239.66	239.66
					Check Total:	239.66	
253155	03/05/2024	19099	5 IN 5 INC.	A 2810.4150-90-000	277214	300.00	300.00
					Check Total:	300.00	
253156	03/05/2024	13756	A PLUS ALL SUBJECTS TUTORING	A 2110.4301-90-000	274941	680.00	680.00
					Check Total:	680.00	
253157	03/05/2024	38	AD-APPAREL	A 1620.4520-90-000	277026	1,950.46	1,950.46
					Check Total:	1,950.46	
253158	03/05/2024	14553	ADVANCED DOOR SOLUTIONS INC.	A 1621.4790-90-000	276038	5,685.50	7,809.80
					Check Total:	5,685.50	
253159	03/05/2024	2104	ALL AMERICAN SPORT CORP.	A 2855.4630-90-000	272564	2,651.65	2,651.65
					Check Total:	2,651.65	
253160	03/05/2024	94	ALL POINTS BUS UPHOLSTERY	A 5510.4690-90-000	274215	89.68	89.68
					Check Total:	89.68	
253161	03/05/2024	15444	ALL SUFFOLK AUTO SCHOOL	A 2331.4000-43-000	275247	8,032.50	8,032.50
					Check Total:	8,032.50	
253162	03/05/2024	17951	ALTAMIRANO, FRANCIS	A 2118.4140-90-000	275925	63.32	63.32
				A 2118.4140-90-000	275925	0.00	
					Check Total:	63.32	
253163	03/05/2024	17619	ALWAYS COMPASSIONATE HOME CARE				

PATCHOGUE-MEDFORD UFSD

Check Warrant Report For A - 91: Cash Disbursement- 3/5/24 For Dates 3/1/2024 - 3/31/2024



Check #	Check Date	Vendor ID	Vendor Name	Account	PO Number	Check Amount	Liquidated
				A 2250.4490-90-000	275673 ✓	979.20 ✓	979.20
				A 2250.4490-90-000	275673 ✓	642.60 ✓	642.60
				Check Total:		1,621.80	
253164 ✓	03/05/2024	17740	AMAZON CAPITAL SERVICES, INC. ✓				
				A 2110.4500-37-TCH	274234 ✓	99.89 ✓	3,199.32
				Check Total:		99.89	
253165 ✓	03/05/2024	17740	**CONTINUED** AMAZON CAPITAL SERVICES, INC.				
				Check Total:		0.00	
253166 ✓	03/05/2024	17740	**CONTINUED** AMAZON CAPITAL SERVICES, INC.				
				Check Total:		0.00	
253167 ✓	03/05/2024	17740	AMAZON CAPITAL SERVICES, INC. ✓				
				A 2110.4500-26-000	277035 ✓	832.88 ✓	832.88
				A 2110.4500-07-000	276844 ✓	343.30 ✓	343.30
				A 2121.4500-37-000	276987 ✓	207.09 ✓	207.09
				A 2630.4500-27-000	277153 ✓	87.27 ✓	87.27
				A 2630.4500-28-000	277143 ✓	54.16 ✓	54.16
				A 2611.4500-90-000	277149 ✓	245.98 ✓	245.98
				A 2630.4500-28-000	277152 ✓	11.75 ✓	11.75
				A 2611.4500-90-000	277142 ✓	1,686.70 ✓	1,686.70
				A 2119.4500-37-000	277158 ✓	259.95 ✓	259.95
				A 2630.4500-90-000	277173 ✓	505.70 ✓	505.70
				A 1430.4500-90-000	277196 ✓	529.54 ✓	529.54
				A 1430.4500-90-000	277171 ✓	179.99 ✓	179.99
				A 1621.4514-90-000	277216 ✓	89.65 ✓	89.65
				A 2110.4500-03-000	277004 ✓	546.41 ✓	546.41
				A 2110.4500-03-000	276847 ✓	400.40 ✓	400.40
				A 2110.4500-03-000	276846 ✓	15.99 ✓	15.99
				A 2117.4500-27-000	277177 ✓	338.54 ✓	338.54
				A 2121.4500-28-000	277051 ✓	73.75 ✓	73.75
				A 2815.4500-37-000	277081 ✓	104.55 ✓	104.55

PATCHOGUE-MEDFORD UFSD

Check Warrant Report For A - 91: Cash Disbursement- 3/5/24 For Dates 3/1/2024 - 3/31/2024



Check #	Check Date	Vendor ID	Vendor Name	Account	PO Number	Check Amount	Liquidated
				A 2110.4500-01-000	277121 ✓	511.42 ✓	526.88
				A 2110.4500-01-000	277333 ✓	129.70 ✓	129.70
				A 2020.4500-06-000	277087 ✓	319.78 ✓	319.78
				A 2020.4500-28-000	277327 ✓	16.99 ✓	16.99
				A 2020.4500-04-000	277122 ✓	720.72 ✓	720.72
				A 2020.4500-06-000	277176 ✓	675.97 ✓	675.97
				A 2110.4500-03-000	276848 ✓	399.99 ✓	399.99
				A 2810.4500-90-000	277159 ✓	359.23 ✓	359.23
				A 2111.4500-37-000	277193 ✓	9.99 ✓	9.99
				A 2111.4500-37-000	277192 ✓	137.98 ✓	137.98
				A 2850.4500-90-000	277194 ✓	5.24 ✓	5.24
				A 2810.4500-90-000	276951 ✓	484.38 ✓	484.38
				A 2810.4500-37-000	277154 ✓	100.96 ✓	100.96
				A 2280.4500-90-000	276851 ✓	148.11 ✓	148.11
				A 2280.4500-90-000	276856 ✓	393.87 ✓	405.87
				A 2115.4500-37-000	276954 ✓	283.47 ✓	283.47
				A 8060.4500-90-SEL	277336 ✓	31.95 ✓	31.95
				A 2280.4500-90-000	277156 ✓	621.98 ✓	624.76
				A 2630.4500-37-000	277386 ✓	323.70 ✓	323.70
				A 2121.4510-26-000	277320 ✓	326.00 ✓	326.00
				A 2121.4510-28-000	277044 ✓	30.80 ✓	30.80
				A 2021.4500-90-EST	277042 ✓	145.18 ✓	157.72
				A 2021.4500-90-EST	277167 ✓	170.00 ✓	170.00
				A 2021.4500-90-EST	277168 ✓	78.18 ✓	78.18
				A 2120.4500-90-000	277119 ✓	37.36 ✓	37.36
				A 2120.4500-05-000	276644 ✓	168.44 ✓	182.13
				A 2120.4500-07-000	276646 ✓	168.44 ✓	182.13
				A 2120.4500-06-000	276645 ✓	168.44 ✓	182.13
				A 2850.4500-04-000	277039 ✓	483.40 ✓	483.40
				A 2020.4500-04-000	276790 ✓	361.66 ✓	361.66
				A 2611.4500-90-000	277142 ✓	525.48 ✓	525.48
				A 2110.4500-03-000	276847 ✓	57.20 ✓	57.20
				A 2110.4500-03-000	276846 ✓	1,723.37 ✓	1,723.37

PATCHOGUE-MEDFORD UFSD

Check Warrant Report For A - 91: Cash Disbursement- 3/5/24 For Dates 3/1/2024 - 3/31/2024



Check #	Check Date	Vendor ID	Vendor Name	Account	PO Number	Check Amount	Liquidated
				A 2110.4500-06-000	277087 ✓	22.99 ✓	22.99
				A 2110.4500-03-000	276848 ✓	68.97 ✓	68.97
				A 2280.4500-90-000	277156 ✓	-42.12 ✓	0.00
				A 2021.4500-90-EST	277320 ✓	43.90 ✓	43.90
				A 2110.4500-03-000	276847 ✓	2,593.80 ✓	2,593.80
				A 2850.4500-06-000	277087 ✓	46.45 ✓	46.45
				A 2110.4500-03-000	276848 ✓	888.02 ✓	888.02
				A 2280.4500-90-000	277156 ✓	-219.70 ✓	0.00
				A 2850.4500-06-000	277087 ✓	448.84 ✓	448.84
				A 2280.4500-90-000	277156 ✓	-197.68 ✓	0.00
				A 2280.4500-90-000	277156 ✓	-30.97 ✓	0.00
				Check Total:		20,255.48	
253168 ✓	03/05/2024		112 AMERICAN ARBITRATION ASSO.INC. ✓				
				A 1420.4414-90-000	273478 ✓	375.00 ✓	375.00
				Check Total:		375.00	
253169 ✓	03/05/2024		11909 AMERICAN PAD-EX OF NY, INC. ✓				
				A 1620.4790-90-000	274128 ✓	33.60 ✓	33.60
				A 1620.4790-90-000	274129 ✓	54.30 ✓	54.30
				A 1620.4790-90-000	274128 ✓	39.90 ✓	39.90
				A 1620.4790-90-000	274129 ✓	129.62 ✓	129.62
				A 1620.4790-90-000	274128 ✓	52.90 ✓	52.90
				A 1620.4790-90-000	274129 ✓	186.98 ✓	186.98
				A 1620.4790-90-000	274128 ✓	43.72 ✓	43.72
				A 1620.4790-90-000	274129 ✓	153.54 ✓	153.54
				A 1620.4790-90-000	274128 ✓	47.80 ✓	47.80
				A 1620.4790-90-000	274129 ✓	102.26 ✓	102.26
				A 1620.4790-90-000	274129 ✓	322.22 ✓	322.22
				Check Total:		1,166.84	
253170 ✓	03/05/2024		15277 AMERICAN READING COMPANY INC. ✓				
				A 2128.4825-02-000	276769 ✓	1,855.00 ✓	1,855.00
				A 2128.4825-03-000	276770 ✓	2,650.00 ✓	2,650.00
				A 2128.4500-04-000	276771 ✓	2,815.00 ✓	2,815.00
				A 2128.4820-27-000	276724 ✓	2,750.00 ✓	2,750.00

PATCHOGUE-MEDFORD UFSD

Check Warrant Report For A - 91: Cash Disbursement- 3/5/24 For Dates 3/1/2024 - 3/31/2024



Check #	Check Date	Vendor ID	Vendor Name	Account	PO Number	Check Amount	Liquidated
				Check Total:		10,070.00	
253171 ✓	03/05/2024	197	B & F ELEC MOTORS INC. ✓	A 1621.4514-90-000	276453 ✓	674.17 ✓	674.17
				Check Total:		674.17	
253172 ✓	03/05/2024	216	BALDWIN AUTOMOTIVE ✓	A 1621.4530-90-000	273242 ✓	3,667.25 ✓	3,667.25
				A 1621.4530-90-000	273242 ✓	425.30 ✓	425.30
				Check Total:		4,092.55	
253173 ✓	03/05/2024	18042	BARLOWE, FRANCESCA ✓	A 2110.4140-90-000	276222 ✓	16.08 ✓	16.08
				A 2110.4140-90-000	276222	0.00	
				Check Total:		16.08	
253174 ✓	03/05/2024	18047	BARRON, JESSICA ✓	A 2250.4140-90-000	276457 ✓	67.74 ✓	67.74
				A 2250.4140-90-000	276457	0.00	
				Check Total:		67.74	
253175 ✓	03/05/2024	15507	BATTERY JUNCTION ✓	A 2117.4500-26-000	277231 ✓	507.14 ✓	507.14
				Check Total:		507.14	
253176 ✓	03/05/2024	16538	BAUCO, ANTHONY ✓	A 2110.4001-90-000	277396 ✓	3,200.00 ✓	3,200.00
				Check Total:		3,200.00	
253177 ✓	03/05/2024	14093	BAYADA HOME HEALTH CARE ✓	A 2250.4490-90-000	275760 ✓	1,048.75 ✓	1,048.75
				Check Total:		1,048.75	
253178 ✓	03/05/2024	14907	BROPHY, EILEEN ✓	A 2250.4490-90-000	275796 ✓	23.92 ✓	23.92
				A 2250.4490-90-000	275796	0.00	
				Check Total:		23.92	
253179 ✓	03/05/2024	15535	BSN SPORTS LLC ✓	A 2855.4500-37-000	277063 ✓	287.84 ✓	287.84
				A 2855.4500-37-000	276669 ✓	4,110.75 ✓	4,110.75
				A 2855.4500-37-000	276916 ✓	7,492.61 ✓	7,492.61

PATCHOGUE-MEDFORD UFSD

Check Warrant Report For A - 91: Cash Disbursement- 3/5/24 For Dates 3/1/2024 - 3/31/2024



Check #	Check Date	Vendor ID	Vendor Name	Account	PO Number	Check Amount	Liquidated
Check Total:						11,891.20	
253180 ✓	03/05/2024	14479	CANON USA, INC. ✓	A 1670.4500-90-000	276041 ✓	410.00 ✓	410.00
				A 1670.4500-90-000	276041 ✓	-410.00 ✓	0.00
				A 1670.4500-90-000	276041 ✓	410.00 ✓	0.00
Check Total:						410.00	
253181 ✓	03/05/2024	422	CAROLINA BIOLOGICAL SUPPLY CO. ✓	A 2121.4500-37-000	277028 ✓	47.70 ✓	47.70
				A 2121.4500-28-000	277288 ✓	23.10 ✓	23.10
				A 2121.4500-37-000	277028 ✓	66.60 ✓	66.60
Check Total:						137.40	
253182 ✓	03/05/2024	10256	CARR BUSINESS SYSTEMS ✓	A 2630.4500-90-000	276078 ✓	4,228.50 ✓	4,228.50
Check Total:						4,228.50	
253183 ✓	03/05/2024	10094	CDW GOVERNMENT, INC. ✓	A 2630.2022-90-000	276766 ✓	3,343.21 ✓	3,343.21
				A 1680.4500-90-000	277070 ✓	1,436.05 ✓	1,436.05
				A 2630.4500-06-000	277077 ✓	61.22 ✓	65.99
				A 1680.4500-90-000	276151 ✓	389.61 ✓	397.03
				A 2630.2022-90-000	276766 ✓	3,343.12 ✓	0.00
				A 2630.2022-90-000	276766 ✓	-3,343.12 ✓	0.00
Check Total:						5,230.09	
253184 ✓	03/05/2024	15878	CELL MECHANIC INC. ✓	A 2630.4450-90-000	277269 ✓	1,249.95 ✓	1,249.95
				A 2630.4450-90-000	277270 ✓	804.93 ✓	804.93
				A 2630.4450-90-000	277271 ✓	1,239.90 ✓	1,239.90
				A 2630.4450-90-000	277272 ✓	1,204.86 ✓	1,204.86
				A 2630.4450-90-000	277273 ✓	1,179.93 ✓	1,179.93
Check Total:						5,679.57	
253185 ✓	03/05/2024	13997	CHOICE PLANS, INC. ✓	A 9065.8000-90-000	273436 ✓	804.00 ✓	804.00
Check Total:						804.00	
253186 ✓	03/05/2024	13997	CHOICE PLANS, INC. ✓				

PATCHOGUE-MEDFORD UFSD

Check Warrant Report For A - 91: Cash Disbursement- 3/5/24 For Dates 3/1/2024 - 3/31/2024



Check #	Check Date	Vendor ID	Vendor Name	Account	PO Number	Check Amount	Liquidated
				A 9065.8000-90-000	273437 ✓	2,555.55	2,555.55
					Check Total:	2,555.55	
253187 ✓	03/05/2024	13997	CHOICE PLANS, INC. ✓	A 9065.8000-90-000	273438 ✓	6,056.04	6,056.04
					Check Total:	6,056.04	
253188 ✓	03/05/2024	10399	CHRISTIAN NURSING REGISTRY, INC ✓	A 2250.4490-90-000	276130 ✓	1,514.70	1,514.70
				A 2250.4490-90-000	276130 ✓	688.50	688.50
					Check Total:	2,203.20	
253189 ✓	03/05/2024	17950	CHRISTIE, TRISHA ✓	A 2111.4140-90-000	275926 ✓	32.56	32.56
				A 2111.4140-90-000	275926	0.00	
					Check Total:	32.56	
253190 ✓	03/05/2024	9211	CLECO INC. ✓	A 1621.4280-90-000	276538 ✓	198.00	198.00
					Check Total:	198.00	
253191 ✓	03/05/2024	17891	CLINICAL STAFFING RESOURCES CORP. ✓	A 2250.4490-90-000	276133 ✓	2,084.88	2,084.88
				A 2250.4490-90-000	276133 ✓	2,606.10	2,606.10
				A 2250.4490-90-000	276133 ✓	2,606.10	2,606.10
				A 2250.4490-90-000	276133 ✓	2,606.10	2,606.10
					Check Total:	9,903.18	
253192 ✓	03/05/2024	19112	COBB, SHIMIKA ✓	A 2770		40.00	
					Check Total:	40.00	
253193 ✓	03/05/2024	14077	CORDERO, JAVISH ✓	A 2630.4140-90-000	274115 ✓	70.89	70.89
				A 2630.4140-90-000	274115	0.00	
					Check Total:	70.89	
253194 ✓	03/05/2024	12935	CORE BTS, INC. ✓	A 1680.4500-90-000	277068 ✓	19,726.00	19,726.00
					Check Total:	19,726.00	
253195 ✓	03/05/2024	591	CORNELL CO-OP EXTENSION ✓				

PATCHOGUE-MEDFORD UFSD



Check Warrant Report For A - 91: Cash Disbursement- 3/5/24 For Dates 3/1/2024 - 3/31/2024

Check #	Check Date	Vendor ID	Vendor Name	Account	PO Number	Check Amount	Liquidated
				A 2121.4500-01-000	275831 ✓	80.00 ✓	80.00
				A 2121.4500-02-000	275831 ✓	80.00 ✓	80.00
				A 2121.4500-03-000	275831 ✓	80.00 ✓	80.00
				A 2121.4500-04-000	275831 ✓	80.00 ✓	80.00
				A 2121.4500-05-000	275831 ✓	80.00 ✓	80.00
				A 2121.4500-06-000	275831 ✓	84.00 ✓	84.00
				Check Total:		484.00	
253196 ✓	03/05/2024	16264	CORREA, SHANNON ✓				
				A 2110.4140-90-000	276792 ✓	80.13 ✓	80.13
				A 2110.4140-90-000	276792	0.00	
				Check Total:		80.13	
253197 ✓	03/05/2024	8359	COVANTA MAC ARTHUR ✓				
				A 1621.4790-90-000	273226 ✓	217.50 ✓	217.50
				Check Total:		217.50	
253198 ✓	03/05/2024	17685	COWARD, CHRISTOPER ✓				
				A 2250.4140-90-000	275912 ✓	16.08 ✓	16.08
				A 2250.4140-90-000	275912	0.00	
				Check Total:		16.08	
253199 ✓	03/05/2024	10411	CRISIS PREVENTION INSTITUTE ✓				
				A 2250.4490-90-000	277352 ✓	200.00 ✓	200.00
				A 2250.4490-90-000	277352 ✓	200.00 ✓	200.00
				A 2250.4490-90-000	277352 ✓	200.00 ✓	200.00
				Check Total:		600.00	
253200 ✓	03/05/2024	17885	CRISTIA LESHER ASSOCIATES, LLC ✓				
				A 2250.4490-90-000	277207 ✓	3,500.00 ✓	3,500.00
				A 2250.4490-90-000	277207 ✓	10,500.00 ✓	10,500.00
				Check Total:		14,000.00	
253201 ✓	03/05/2024	15494	D'ANGELO, ALLISON ✓				
				A 2116.4150-90-000	275474 ✓	54.74 ✓	54.74
				A 2116.4150-90-000	275474	0.00	
				Check Total:		54.74	
253202 ✓	03/05/2024	11975	DAVIS, CATHERINE ✓				
				A 2110.4140-90-000	275778 ✓	24.39 ✓	24.39

PATCHOGUE-MEDFORD UFSD



Check Warrant Report For A - 91: Cash Disbursement- 3/5/24 For Dates 3/1/2024 - 3/31/2024

Check #	Check Date	Vendor ID	Vendor Name	Account	PO Number	Check Amount	Liquidated
				A 2110.4140-90-000	275778	0.00	
					Check Total:	24.39	
253203 ✓	03/05/2024	9766	DELL MARKETING L.P. ✓	A 2630.2022-90-000	277304 ✓	4,504.50 ✓	4,504.50
					Check Total:	4,504.50	
253204 ✓	03/05/2024	720	DIDAX EDUCATIONAL RESOURCES ✓	A 2121.4510-28-000	277065 ✓	382.72 ✓	382.72
					Check Total:	382.72	
253205 ✓	03/05/2024	17967	DIGILIO, CELENA ✓	A 2110.4140-90-000	275391 ✓	64.72 ✓	64.72
				A 2110.4140-90-000	275391	0.00	
					Check Total:	64.72	
253206 ✓	03/05/2024	806	EDUCATION AT MATHER ✓	A 2250.4490-90-000	276188 ✓	552.50 ✓	552.50
				A 2110.4301-90-000	274942 ✓	663.00 ✓	663.00
					Check Total:	1,215.50	
253207 ✓	03/05/2024	10127	EDUCATION WEEK 1. ✓	A 1430.4000-90-000	277430 ✓	97.00 ✓	97.00
				A 2010.4500-90-000	277420 ✓	97.00 ✓	97.00
					Check Total:	194.00	
253208 ✓	03/05/2024	1160	EMBLEM HEALTH ✓	A 9060.8000-90-000	273443 ✓	35,049.22 ✓	35,049.22
					Check Total:	35,049.22	
253209 ✓	03/05/2024	9558	ENVIRONMENTAL GEESE CONTROL ✓	A 1621.4680-90-000	274088 ✓	1,360.00 ✓	1,360.00
					Check Total:	1,360.00	
253210 ✓	03/05/2024	8343	ERIC ARMIN INC. ✓	A 2021.4500-90-EST	277297 ✓	145.00 ✓	145.00
				A 2117.4500-01-000	277253 ✓	246.00 ✓	246.00
				A 2121.4510-28-000	277066 ✓	944.85 ✓	944.85
				A 2117.4500-27-000	277164 ✓	2,981.07 ✓	2,981.07
				A 2117.4500-28-000	277164 ✓	2,981.07 ✓	2,981.07
				A 2117.4500-37-000	277164 ✓	10,646.66 ✓	10,646.66

PATCHOGUE-MEDFORD UFSD

Check Warrant Report For A - 91: Cash Disbursement- 3/5/24 For Dates 3/1/2024 - 3/31/2024



Check #	Check Date	Vendor ID	Vendor Name	Account	PO Number	Check Amount	Liquidated
Check Total:						17,944.65	
253211 ✓	03/05/2024	889	FARMINGDALE U.F.S.D. ✓	A 2815.4497-90-000	277219 ✓	1,350.84 ✓	1,350.84
Check Total:						1,350.84	
253212 ✓	03/05/2024	15693	FERGUSON ENTERPRISES # 501 ✓	A 1621.4514-90-000	273426 ✓	237.90 ✓	237.90
				A 1621.4514-90-000	273426 ✓	32.30 ✓	32.30
				A 1621.4514-90-000	273426 ✓	89.51 ✓	89.51
				A 1621.4514-90-000	273426 ✓	48.56 ✓	48.56
				A 1621.4514-90-000	273426 ✓	61.33 ✓	61.33
Check Total:						469.60	
253213 ✓	03/05/2024	915	FISHER SCIENTIFIC COMPANY, LLC ✓	A 2121.4500-27-000	276872 ✓	712.40 ✓	363.61
				A 2121.4500-27-000	276872 ✓	-348.79 ✓	0.00
Check Total:						363.61	
253214 ✓	03/05/2024	18048	FISHER, JUSTIN ✓	A 2630.4140-90-000	276434 ✓	14.61 ✓	14.61
				A 2630.4140-90-000	276434	0.00	57.12
Check Total:						14.61	
253215 ✓	03/05/2024	15128	FORRESTER, CHRISTINE ✓	A 2118.4140-90-000	275948 ✓	32.16 ✓	32.16
				A 2118.4140-90-000	275948	0.00	
Check Total:						32.16	
253216 ✓	03/05/2024	9878	G&M DEGE, INC. ✓	A 1621.4660-90-000	274089 ✓	702.06 ✓	702.06
				A 1621.4660-90-000	274089 ✓	131.12 ✓	131.12
				A 1621.4660-90-000	274089 ✓	115.00 ✓	115.00
				A 1621.4660-90-000	274089 ✓	629.33 ✓	629.33
				A 1621.4660-90-000	274089 ✓	628.67 ✓	628.67
				A 1621.4660-90-000	274089 ✓	601.63 ✓	601.63
Check Total:						2,807.81	
253217 ✓	03/05/2024	15717	GEIST, ANNETTE ✓	A 2110.4140-90-000	273374 ✓	6.70 ✓	6.70

PATCHOGUE-MEDFORD UFSD



Check Warrant Report For A - 91: Cash Disbursement- 3/5/24 For Dates 3/1/2024 - 3/31/2024

Check #	Check Date	Vendor ID	Vendor Name	Account	PO Number	Check Amount	Liquidated
				A 2110.4140-90-000	273374 ✓	0.00	
					Check Total:	6.70	
253218 ✓	03/05/2024	18002	GIORDANO, GRACEANN ✓	A 2110.4140-90-000	275884 ✓	61.64 ✓	61.64
				A 2110.4140-90-000	275884	0.00	
					Check Total:	61.64	
253219 ✓	03/05/2024	1058	GRAINGER, INC. W. W. ✓	A 1621.4514-90-000	273425 ✓	117.88 ✓	117.88
				A 1621.4514-90-000	273425 ✓	12.07 ✓	12.07
				A 1621.4514-90-000	273425 ✓	33.10 ✓	33.10
				A 1621.4514-90-000	273425 ✓	39.36 ✓	39.36
				A 1621.4514-90-000	273425 ✓	33.10 ✓	33.10
				A 1621.4514-90-000	273425 ✓	19.76 ✓	19.76
				A 1621.4514-90-000	273425 ✓	303.39 ✓	303.39
				A 1621.4514-90-000	273425 ✓	2,088.30 ✓	2,088.30
				A 1621.4514-90-000	273425 ✓	371.10 ✓	371.10
				A 1621.4514-90-000	273425 ✓	660.27 ✓	624.32
				A 1621.4514-90-000	273425 ✓	14.00 ✓	14.00
				A 1621.4514-90-000	273425 ✓	-35.95 ✓	0.00
				A 1621.4514-90-000	273425 ✓	171.36 ✓	171.36
				A 1621.4514-90-000	273425 ✓	183.60 ✓	183.60
				A 1621.4514-90-000	273425 ✓	30.01 ✓	30.01
				A 1621.4514-90-000	273425 ✓	229.26 ✓	229.26
					Check Total:	4,270.61	
253220 ✓	03/05/2024	11485	GUERCIO & GUERCIO, LLP. ✓	A 1420.4413-90-000	273299 ✓	5,458.33 ✓	5,458.33
				A 1420.4411-90-000	273300 ✓	5,583.33 ✓	5,583.33
				A 1420.4414-90-000	273298 ✓	622.25 ✓	622.25
				A 1420.4414-90-000	273298 ✓	11,535.75 ✓	11,535.75
					Check Total:	23,199.66	
253221 ✓	03/05/2024	17677	GUERRA, JESSICA ✓	A 2110.4140-90-000	275661 ✓	32.16 ✓	32.16
				A 2110.4140-90-000	275661	0.00	

PATCHOGUE-MEDFORD UFSD



Check Warrant Report For A - 91: Cash Disbursement- 3/5/24 For Dates 3/1/2024 - 3/31/2024

Check #	Check Date	Vendor ID	Vendor Name	Account	PO Number	Check Amount	Liquidated
						Check Total:	32.16
253222 ✓	03/05/2024	8523	H. SCHRIER & CO., INC. ✓	A 7310.5813-90-000	274950 ✓	199.70 ✓	199.70
						Check Total:	199.70
253223 ✓	03/05/2024	14771	HANNAFORD, JULIETA ✓	A 2128.4150-90-000	275476 ✓	28.94 ✓	28.94
						Check Total:	28.94
253224 ✓	03/05/2024	15146	HARTMAN, CHERYL ✓	A 2118.4140-90-000	275922 ✓	2.61 ✓	2.61
						Check Total:	2.61
253225 ✓	03/05/2024	9889	HENRY SCHEIN INC. ✓	A 2280.4500-90-000	276753 ✓	962.10 ✓	962.10
						Check Total:	1,062.97
253226 ✓	03/05/2024	13639	HORIZON HEALTHCARE STAFFING ✓	A 2250.4490-90-000	275618 ✓	606.92 ✓	606.92
						Check Total:	606.92
253227 ✓	03/05/2024	17680	HUNT, DIANA ✓	A 2128.4150-90-000	275471 ✓	35.64 ✓	35.64
						Check Total:	35.64
253228 ✓	03/05/2024	17104	INNOVATIVE TUTORING, INC. ✓	A 2110.4301-90-000	274944 ✓	2,640.00 ✓	2,640.00
						Check Total:	14,490.00
253229 ✓	03/05/2024	15495	IVANS, VICTORIA ✓	A 2630.4140-90-000	274116 ✓	9.11 ✓	9.11
						Check Total:	9.11

PATCHOGUE-MEDFORD UFSD

Check Warrant Report For A - 91: Cash Disbursement- 3/5/24 For Dates 3/1/2024 - 3/31/2024



Check #	Check Date	Vendor ID	Vendor Name	Account	PO Number	Check Amount	Liquidated
253230 ✓	03/05/2024	9547	J.J. STANIS & COMPANY, INC. ✓	A 9045.8000-90-000	273335 ✓	4,584.52 ✓	4,584.52
				A 9055.8000-90-000	273335 ✓	8,807.74 ✓	8,807.74
				A 9060.8000-90-000	273335 ✓	5,941.89 ✓	5,941.89
				Check Total:		19,334.15	
253231 ✓	03/05/2024	8543	JONES SCHOOL SUPPLY CO. INC. ✓	A 2110.4500-06-000	277307 ✓	211.21 ✓	211.21
				Check Total:		211.21	
253232 ✓	03/05/2024	13965	JOSEPH BRUNO PLUMBING INC. ✓	A 1621.4660-90-000	276980 ✓	3,885.93 ✓	3,885.93
				Check Total:		3,885.93	
253233 ✓	03/05/2024	1337	KELVIN ✓	A 2115.4500-27-000	277010 ✓	64.00 ✓	64.00
				A 2115.4500-37-000	277010 ✓	1,300.80 ✓	1,300.80
				Check Total:		1,364.80	
253234 ✓	03/05/2024	17659	KIDS IN SEATS, INC ✓	A 2110.4500-03-000	276668 ✓	600.00 ✓	600.00
				Check Total:		600.00	
253235 ✓	03/05/2024	17488	KOSSACK, DANIELLE ✓	A 2250.4490-90-000	275797 ✓	9.11 ✓	9.11
				A 2250.4490-90-000	275797	0.00	
				Check Total:		9.11	
253236 ✓	03/05/2024	1378	L.I. HARDWARE ✓	A 1621.4514-90-000	273418 ✓	23.39 ✓	23.39
				A 1621.4514-90-000	273418 ✓	20.69 ✓	20.69
				A 1621.4514-90-000	273418 ✓	26.62 ✓	26.62
				A 1621.4514-90-000	273418 ✓	83.65 ✓	83.65
				Check Total:		154.35	
253237 ✓	03/05/2024	1394	LAKESHORE LEARNING MATERIALS ✓	A 2110.4500-07-000	277293 ✓	55.48 ✓	55.48
				A 2110.4500-06-000	277224 ✓	2,777.81 ✓	2,777.81
				A 2117.4500-01-000	277323 ✓	147.96 ✓	147.96
				Check Total:		2,981.25	

PATCHOGUE-MEDFORD UFSD

Check Warrant Report For A - 91: Cash Disbursement- 3/5/24 For Dates 3/1/2024 - 3/31/2024



Check #	Check Date	Vendor ID	Vendor Name	Account	PO Number	Check Amount	Liquidated
253238 ✓	03/05/2024	13092	LANGUAGE LINE SERVICES ✓	A 2250.4490-90-000	275112 ✓	1,044.75	1,044.75
Check Total:						1,044.75	
253239 ✓	03/05/2024	11599	LIASCD. ✓	A 2010.4750-90-000	276827	225.00	225.00
				A 2010.4750-90-000	276726	225.00	225.00
				A 2010.4750-90-000	276909	225.00	225.00
				A 2010.4750-90-000	276784	225.00	225.00
				A 2820.4150-90-000	277155	225.00	225.00
				A 2010.4750-90-000	276784	225.00	225.00
Check Total:						1,350.00	
253240 ✓	03/05/2024	17990	LOEHR, COURTNEY ✓	A 2128.4505-07-000	275792 ✓	45.02	45.02
				A 2128.4505-07-000	275792	0.00	
Check Total:						45.02	
253241 ✓	03/05/2024	7885	LOGAN, ANNE ✓	A 2128.4505-06-000	275421 ✓	57.69	57.69
				A 2128.4505-06-000	275421	0.00	
Check Total:						57.69	
253242 ✓	03/05/2024	1475	LONG ISLAND ADVANCE ✓	A 1310.4720-90-000	273465 ✓	63.40	63.40
				A 1310.4720-90-000	273465	63.40	63.40
Check Total:						126.80	
253243 ✓	03/05/2024	9335	LONG ISLAND CAULIFLOWER ASSOC ✓	A 1621.4280-90-000	276926 ✓	1,312.30	1,312.30
Check Total:						1,312.30	
253244 ✓	03/05/2024	1497	LOPER'S EQUIPMENT CORP. ✓	A 1621.4670-90-000	273417 ✓	201.97	201.97
Check Total:						201.97	
253245 ✓	03/05/2024	1557	MATHEMATICAL OLYMPIADS ✓	A 2117.4500-07-000	275011 ✓	175.00	175.00
				A 2117.4500-06-000	275012 ✓	175.00	175.00
				A 2117.4500-01-000	275013 ✓	175.00	175.00

PATCHOGUE-MEDFORD UFSD

Check Warrant Report For A - 91: Cash Disbursement- 3/5/24 For Dates 3/1/2024 - 3/31/2024



Check #	Check Date	Vendor ID	Vendor Name	Account	PO Number	Check Amount	Liquidated
253246	03/05/2024	15750	MAXIM HEALTHCARE SERVICES, INC.	A 2117.4500-03-000	275015	175.00	175.00
				A 2117.4500-05-000	275017	175.00	175.00
				Check Total:		875.00	
253247	03/05/2024	7682	MEDCO SUPPLY INC.	A 2250.4490-90-000	275759	2,685.15	2,685.15
				A 2250.4495-90-000	276922	1,060.80	1,060.80
				A 2250.4490-90-000	275759	2,022.15	2,022.15
				A 2250.4495-90-000	276922	1,060.80	1,060.80
Check Total:		6,828.90					
253248	03/05/2024	10844	METRO THERAPY, INC.	A 2815.4500-28-000	277180	504.84	504.84
				A 2815.4500-37-000	277302	298.99	298.99
				Check Total:		803.83	
253249	03/05/2024	8532	METROPOLITAN DATA SOLUTIONS	A 2250.4490-90-000	276060	350.00	350.00
				A 2250.4490-90-000	276060	471.24	471.24
				A 2250.4490-90-000	276060	150.00	150.00
				A 2250.4490-90-000	276060	555.00	555.00
				A 2250.4490-90-000	276060	2,669.72	2,669.72
				A 2250.4490-90-000	276060	2,112.80	2,112.80
				A 2250.4490-90-000	276060	1,850.00	1,850.00
				A 2250.4490-90-000	276060	1,700.00	1,700.00
				A 2250.4490-90-000	276060	350.00	350.00
				Check Total:		10,208.76	
253250	03/05/2024	17471	MEYERS, PATRICK	A 2110.4500-26-000	277048	194.00	194.00
				A 2020.4500-27-000	277247	198.00	198.00
				A 2850.4500-27-000	277247	238.00	238.00
Check Total:		630.00					
				A 2116.4150-90-000	275475	32.16	32.16
				A 2116.4150-90-000	275475	0.00	

PATCHOGUE-MEDFORD UFSD

Check Warrant Report For A - 91: Cash Disbursement- 3/5/24 For Dates 3/1/2024 - 3/31/2024



Check #	Check Date	Vendor ID	Vendor Name	Account	PO Number	Check Amount	Liquidated
253251 ✓	03/05/2024	1631	MIDDLE COUNTRY C.S.D. ✓		Check Total:	32.16	
				A 2815.4497-90-000	277218 ✓	3,686.76 ✓	3,686.76
253252 ✓	03/05/2024	7328	MIDWEST TECHNOLOGY PRODUCTS ✓		Check Total:	3,686.76	
				A 2115.4500-28-000	277006 ✓	223.25 ✓	223.25
				A 2115.4500-26-000	277007 ✓	178.60 ✓	178.60
				A 2115.4500-27-000	277008 ✓	162.36 ✓	162.36
253253 ✓	03/05/2024	1666	MONTAUK BUS SERVICE INC. ✓		Check Total:	564.21	
				A 5540.4000-90-000	275840 ✓	173,884.49 ✓	173,884.49
				A 5540.4000-90-000	275840 ✓	173,884.49 ✓	173,884.49
253254 ✓	03/05/2024	1666	MONTAUK BUS SERVICE INC. ✓		Check Total:	347,768.98	
				A 600		13,120.40 ✓	
				A 600		16,237.65 ✓	
				A 600		3,822.21 ✓	
				A 600		10,959.44 ✓	
				A 600		9,778.82 ✓	
				A 600		6,130.29 ✓	
				A 600		9,698.40 ✓	
				A 600		14,610.74 ✓	
				A 600		20,214.50 ✓	
253255 ✓	03/05/2024	17989	MONZILLO, ASHLEY ✓		Check Total:	104,572.45	
				A 2110.4140-90-000	275750 ✓	46.83 ✓	46.83
				A 2110.4140-90-000	275750	0.00	
253256 ✓	03/05/2024	13174	MUSIC & ARTS CENTERS ✓		Check Total:	46.83	
				A 2118.4500-37-000	276995 ✓	175.52 ✓	175.52
				A 2118.4500-37-000	276995 ✓	150.26 ✓	150.26
253257 ✓	03/05/2024	12000	NATIONAL FIRE & SAFETY SOLUTIONS INC. ✓		Check Total:	325.78	

PATCHOGUE-MEDFORD UFSD

Check Warrant Report For A - 91: Cash Disbursement- 3/5/24 For Dates 3/1/2024 - 3/31/2024



Check #	Check Date	Vendor ID	Vendor Name	Account	PO Number	Check Amount	Liquidated
			COLEMAN, INC.	A 1621.4790-90-000	274134 ✓	755.00 ✓	755.00
				A 1621.4790-90-000	274134 ✓	5,205.00 ✓	5,205.00
				A 1621.4790-90-000	274134 ✓	586.25 ✓	586.25
				Check Total:		6,546.25	
253258 ✓	03/05/2024	9774	NATIONAL GRID ✓	A 1620.4742-90-000	273493 ✓	33,014.83 ✓	33,014.83
				A 1620.4742-90-000	273493	0.00	
				Check Total:		33,014.83	
253259 ✓	03/05/2024	9774	NATIONAL GRID ✓	A 1620.4742-90-000	273493 ✓	859.03 ✓	859.03
				A 1620.4742-90-000	273493	0.00	
				Check Total:		859.03	
253260 ✓	03/05/2024	9774	NATIONAL GRID ✓	A 1620.4742-90-000	273493 ✓	3,939.91 ✓	3,939.91
				A 1620.4742-90-000	273493	0.00	
				Check Total:		3,939.91	
253261 ✓	03/05/2024	9774	NATIONAL GRID ✓	A 1620.4742-90-000	273493 ✓	6,259.56 ✓	6,259.56
				A 1620.4742-90-000	273493	0.00	
				Check Total:		6,259.56	
253262 ✓	03/05/2024	9774	NATIONAL GRID ✓	A 1620.4742-90-000	273493 ✓	296.59 ✓	296.59
				A 1620.4742-90-000	273493	0.00	
				Check Total:		296.59	
253263 ✓	03/05/2024	9774	NATIONAL GRID ✓	A 1620.4742-90-000	273493 ✓	516.39 ✓	516.39
				A 1620.4742-90-000	273493	0.00	
				Check Total:		516.39	
253264 ✓	03/05/2024	9774	NATIONAL GRID ✓	A 1620.4742-90-000	273493 ✓	8,570.51	8,570.51
				A 1620.4742-90-000	273493	0.00	
				Check Total:		8,570.51	
253265 ✓	03/05/2024	9774	NATIONAL GRID				

PATCHOGUE-MEDFORD UFSD



Check Warrant Report For A - 91: Cash Disbursement- 3/5/24 For Dates 3/1/2024 - 3/31/2024

Check #	Check Date	Vendor ID	Vendor Name	Account	PO Number	Check Amount	Liquidated
253266 ✓	03/05/2024	9774 NATIONAL GRID ✓		A 1620.4742-90-000	273493 ✓	11,203.64 ✓	11,203.64
				A 1620.4742-90-000	273493	0.00	
				Check Total:		11,203.64	
253267 ✓	03/05/2024	10845 NEW YORK THERAPY PLACEMENT SRV ✓		A 1620.4742-90-000	273493 ✓	1,891.53 ✓	1,891.53
				A 1620.4742-90-000	273493	0.00	
				Check Total:		1,891.53	
253268 ✓	03/05/2024	10692 NEWELL, VIRGINIA ✓		A 2250.4490-90-000	276053 ✓	24,623.00 ✓	24,623.00
				Check Total:		24,623.00	
253269 ✓	03/05/2024	13548 NYSIF DISABILITY BENEFITS ✓		A 2110.4140-90-000	273453 ✓	43.95 ✓	43.95
				A 1310.4140-90-000	273453	0.00	0.00
				Check Total:		43.95	
253270 ✓	03/05/2024	1855 OCEAN JANITORIAL SUPPLY INC. ✓		A 9056.8000-90-000	273442 ✓	2,232.31 ✓	2,232.31
				A 9056.8000-90-000	273442	0.00	0.00
				A 9056.8000-90-000	273442	0.00	0.00
253271 ✓	03/05/2024	9543 OUTBACK PORTABLE TOILETS ✓		Check Total:		2,232.31	
				A 1620.4601-90-000	273413 ✓	332.10 ✓	332.10
				A 1620.4512-90-000	277213 ✓	1,365.00 ✓	1,365.00
253272 ✓	03/05/2024	1896 PARKLINE ASPHALT MAINTENANCE ✓		A 1620.4512-90-000	277213 ✓	1,630.08 ✓	1,630.08
				A 1620.4512-90-000	277213 ✓	1,365.00 ✓	1,365.00
				A 1620.4512-90-000	277213 ✓	1,106.04 ✓	1,106.04
				A 1620.4512-90-000	277213 ✓	1,100.82 ✓	1,100.82
				Check Total:		6,899.04	
				A 1621.4514-90-000	273270 ✓	95.00 ✓	95.00
				Check Total:		95.00	
				A 1621.4790-90-000	276723 ✓	1,173.00 ✓	1,173.00

PATCHOGUE-MEDFORD UFSD

Check Warrant Report For A - 91: Cash Disbursement- 3/5/24 For Dates 3/1/2024 - 3/31/2024



Check #	Check Date	Vendor ID	Vendor Name	Account	PO Number	Check Amount	Liquidated
				Check Total:		1,173.00	
253273 ✓	03/05/2024	15343	PERMA-BOUND BOOKS ✓	A 2112.4500-26-000	277140 ✓	430.55 ✓	430.55
				A 2112.4500-28-000	277140 ✓	1,521.40 ✓	1,521.40
				Check Total:		1,951.95	
253274 ✓	03/05/2024	15198	PETROSINO, KEVIN G. ✓	A 2110.4140-90-000	275663 ✓	30.55 ✓	30.55
				A 2110.4140-90-000	275663	0.00	
				Check Total:		30.55	
253275 ✓	03/05/2024	10341	PICKFORD, CARRIE ✓	A 2110.4140-90-000	275790 ✓	27.54 ✓	27.54
				A 2110.4140-90-000	275790	0.00	
				Check Total:		27.54	
253276 ✓	03/05/2024	17653	PILOCANE, PAOLA ✓	A 2116.4150-90-000	275473 ✓	33.77 ✓	33.77
				A 2116.4150-90-000	275473	0.00	
				Check Total:		33.77	
253277 ✓	03/05/2024	11983	POULIS, NANCY ✓	A 2110.4140-90-000	276667 ✓	28.61 ✓	28.61
				A 2110.4140-90-000	276667	0.00	
				Check Total:		28.61	
253278 ✓	03/05/2024	15249	PRESCIA, MICHELLE ✓	A 2250.4750-90-000	275875 ✓	30.95 ✓	30.95
				A 2250.4750-90-000	275875	0.00	
				Check Total:		30.95	
253279 ✓	03/05/2024	13814	PSEGLI ✓	A 1620.4770-90-000	273330 ✓	5,016.62 ✓	5,016.62
				A 1620.4770-90-000	273330	0.00	0.00
				A 1620.4770-90-000	273330	0.00	0.00
				Check Total:		5,016.62	
253280 ✓	03/05/2024	13814	PSEGLI ✓	A 1620.4770-90-000	273330 ✓	262.95 ✓	262.95
				A 1620.4770-90-000	273330	0.00	0.00

PATCHOGUE-MEDFORD UFSD



Check Warrant Report For A - 91: Cash Disbursement- 3/5/24 For Dates 3/1/2024 - 3/31/2024

Check #	Check Date	Vendor ID	Vendor Name	Account	PO Number	Check Amount	Liquidated
				A 1620.4770-90-000	273330	0.00	0.00
					Check Total:	262.95	
253281 ✓	03/05/2024	13814	PSEGLI ✓	A 1620.4770-90-000	273330 ✓	147.02 ✓	147.02
				A 1620.4770-90-000	273330	0.00	0.00
				A 1620.4770-90-000	273330	0.00	0.00
					Check Total:	147.02	
253282 ✓	03/05/2024	13814	PSEGLI ✓	A 1620.4770-90-000	273330 ✓	3,513.96 ✓	3,513.96
				A 1620.4770-90-000	273330	0.00	0.00
				A 1620.4770-90-000	273330	0.00	0.00
					Check Total:	3,513.96	
253283 ✓	03/05/2024	13814	PSEGLI ✓	A 1620.4770-90-000	273330 ✓	98.07 ✓	98.07
				A 1620.4770-90-000	273330	0.00	0.00
				A 1620.4770-90-000	273330	0.00	0.00
					Check Total:	98.07	
253284 ✓	03/05/2024	13814	PSEGLI ✓	A 1620.4770-90-000	273330 ✓	130.94 ✓	130.94
				A 1620.4770-90-000	273330	0.00	0.00
				A 1620.4770-90-000	273330	0.00	0.00
					Check Total:	130.94	
253285 ✓	03/05/2024	13814	PSEGLI ✓	A 1620.4770-90-000	273330 ✓	14,616.72 ✓	14,616.72
				A 1620.4770-90-000	273330	0.00	0.00
				A 1620.4770-90-000	273330	0.00	0.00
					Check Total:	14,616.72	
253286 ✓	03/05/2024	13814	PSEGLI ✓	A 1620.4770-90-000	273330 ✓	3,742.12 ✓	3,742.12
				A 1620.4770-90-000	273330	0.00	0.00
				A 1620.4770-90-000	273330	0.00	0.00
					Check Total:	3,742.12	
253287 ✓	03/05/2024	13814	PSEGLI ✓				

PATCHOGUE-MEDFORD UFSD

Check Warrant Report For A - 91: Cash Disbursement- 3/5/24 For Dates 3/1/2024 - 3/31/2024



Check #	Check Date	Vendor ID	Vendor Name	Account	PO Number	Check Amount	Liquidated
253288 ✓	03/05/2024	13814 PSEGLI ✓		A 1620.4770-90-000	273330 ✓	22.45 ✓	22.45
				A 1620.4770-90-000	273330	0.00	0.00
				A 1620.4770-90-000	273330	0.00	0.00
				Check Total:		22.45	
253289 ✓	03/05/2024	13814 PSEGLI ✓		A 1620.4770-90-000	273330 ✓	50.99 ✓	50.99
				A 1620.4770-90-000	273330	0.00	0.00
				A 1620.4770-90-000	273330	0.00	0.00
				Check Total:		50.99	
253290 ✓	03/05/2024	13814 PSEGLI ✓		A 1620.4770-90-000	273330 ✓	7,342.74 ✓	7,342.74
				A 1620.4770-90-000	273330	0.00	0.00
				A 1620.4770-90-000	273330	0.00	0.00
				Check Total:		7,342.74	
253291 ✓	03/05/2024	13814 PSEGLI ✓		A 1620.4770-90-000	273330 ✓	1,233.52 ✓	1,233.52
				A 1620.4770-90-000	273330	0.00	0.00
				A 1620.4770-90-000	273330	0.00	0.00
				Check Total:		1,233.52	
253292 ✓	03/05/2024	13814 PSEGLI ✓		A 1620.4770-90-000	273330 ✓	5,343.81 ✓	5,343.81
				A 1620.4770-90-000	273330	0.00	0.00
				A 1620.4770-90-000	273330	0.00	0.00
				Check Total:		5,343.81	
253293 ✓	03/05/2024	13814 PSEGLI ✓		A 1620.4770-90-000	273330 ✓	8,139.22 ✓	8,139.22
				A 1620.4770-90-000	273330	0.00	0.00
				A 1620.4770-90-000	273330	0.00	0.00
				Check Total:		8,139.22	
				A 1620.4770-90-000	273330 ✓	2,654.99 ✓	2,654.99
				A 1620.4770-90-000	273330	0.00	0.00
				A 1620.4770-90-000	273330	0.00	0.00

PATCHOGUE-MEDFORD UFSD

Check Warrant Report For A - 91: Cash Disbursement- 3/5/24 For Dates 3/1/2024 - 3/31/2024



Check #	Check Date	Vendor ID	Vendor Name	Account	PO Number	Check Amount	Liquidated
253294	03/05/2024	13814	PSEGLI		Check Total:	2,654.99	
				A 1620.4770-90-000	273330	138.68	138.68
				A 1620.4770-90-000	273330	0.00	0.00
				A 1620.4770-90-000	273330	0.00	0.00
					Check Total:	138.68	
253295	03/05/2024	13814	PSEGLI				
				A 1620.4770-90-000	273330	51.75	51.75
				A 1620.4770-90-000	273330	0.00	0.00
				A 1620.4770-90-000	273330	0.00	0.00
					Check Total:	51.75	
253296	03/05/2024	13814	PSEGLI				
				A 1620.4770-90-000	273330	155.13	155.13
				A 1620.4770-90-000	273330	0.00	0.00
				A 1620.4770-90-000	273330	0.00	0.00
					Check Total:	155.13	
253297	03/05/2024	13814	PSEGLI				
				A 1620.4770-90-000	273330	138.68	138.68
				A 1620.4770-90-000	273330	0.00	0.00
				A 1620.4770-90-000	273330	0.00	0.00
					Check Total:	138.68	
253298	03/05/2024	15463	REALLY GOOD STUFF, LLC				
				A 2110.4500-03-000	276913	1,793.98	1,793.98
					Check Total:	1,793.98	
253299	03/05/2024	17173	ROGERS, STEVEN				
				A 1620.4520-90-000		100.00	
					Check Total:	100.00	
253300	03/05/2024	10139	ROWETT, JEFFREY				
				A 2110.4140-90-000	275434	16.88	16.88
				A 2110.4140-90-000	275434	0.00	
					Check Total:	16.88	
253301	03/05/2024	8011	RUDNICKI, SUSAN				
				A 2850.4160-90-000	275664	1,726.12	1,726.12

PATCHOGUE-MEDFORD UFSD

Check Warrant Report For A - 91: Cash Disbursement- 3/5/24 For Dates 3/1/2024 - 3/31/2024



Check #	Check Date	Vendor ID	Vendor Name	Account	PO Number	Check Amount	Liquidated
				A 2850.4160-90-000	275664	0.00	0.00
				A 2850.4160-90-000	275664	0.00	0.00
				A 2850.4160-90-000	275664	0.00	0.00
				Check Total:		1,726.12	
253302	03/05/2024	17557	RUIZ, RAYMOND				
				A 2123.4150-90-000	277278	1,786.00	1,786.00
				Check Total:		1,786.00	
253303	03/05/2024	11852	RUTHAIWATTANA, BARBARA				
				A 2111.4140-90-000	275924	8.04	8.04
				A 2111.4140-90-000	275924	0.00	
				Check Total:		8.04	
253304	03/05/2024	19062	SANCHEZ, MARISSA				
				A 2820.4140-90-000	277223	33.23	33.23
				A 2820.4140-90-000	277223	0.00	
				Check Total:		33.23	
253305	03/05/2024	13692	SARGENT WELCH				
				A 2121.4500-37-000	277161	60.60	60.60
				A 2121.4500-28-000	277289	39.30	39.30
				A 2121.4500-37-000	277031	165.79	165.79
				A 2121.4500-37-000	277031	0.00	
				Check Total:		265.69	
253306	03/05/2024	7417	SCHOOL HEALTH CORP.				
				A 2815.4500-03-000	277134	320.00	320.00
				Check Total:		320.00	
253307	03/05/2024	12903	SCHOOL OUTFITTERS				
				A 2117.4500-26-000	276870	1,543.77	1,543.77
				Check Total:		1,543.77	
253308	03/05/2024	17192	SCHOOL SPECIALTY, LLC.				
				A 2020.4500-01-000	277058	382.40	382.40
				A 2020.4500-06-000	277245	135.22	168.82
				A 2121.4500-02-000	276927	155.99	155.99
				A 2120.4500-90-000	276884	428.99	428.99
				A 2121.4500-37-000	277286	126.08	126.08

PATCHOGUE-MEDFORD UFSD

Check Warrant Report For A - 91: Cash Disbursement- 3/5/24 For Dates 3/1/2024 - 3/31/2024



Check #	Check Date	Vendor ID	Vendor Name	Account	PO Number	Check Amount	Liquidated
				A 2020.4500-06-000	277245 ✓	-17.02 ✓	0.00
				A 2121.4500-03-000	276927 ✓	380.00 ✓	380.00
				A 2121.4500-04-000	276927 ✓	155.99 ✓	155.99
				A 2121.4500-06-000	276927 ✓	399.95 ✓	399.95
				Check Total:		2,147.60	
253309 ✓	03/05/2024	2244	SCHWING ELECTRICAL SUPPLY CORP ✓				
				A 1621.4514-90-000	273404 ✓	38.48 ✓	38.48
				A 1621.4514-90-000	273404 ✓	109.20 ✓	40.30
				A 1621.4514-90-000	273404 ✓	-68.90 ✓	0.00
				Check Total:		78.78	
253310 ✓	03/05/2024	2289	SHERWIN WILLIAMS ✓				
				A 1621.4790-90-000	273403 ✓	60.19 ✓	60.19
				A 1621.4280-90-000	273402 ✓	2,009.55 ✓	2,009.55
				A 1621.4790-90-000	273403 ✓	58.27 ✓	58.27
				A 1621.4280-90-000	273402 ✓	2,009.55 ✓	2,009.55
				A 1621.4790-90-000	273403 ✓	201.71 ✓	201.71
				A 1621.4790-90-000	273403 ✓	72.59 ✓	72.59
				A 1621.4790-90-000	273403 ✓	334.35 ✓	334.35
				Check Total:		4,746.21	
253311 ✓	03/05/2024	17470	SKILLSUSA AREA VI ✓				
				A 2123.4150-90-000	277390	0.00	1,186.00
				A 2123.4150-90-000	277390 ✓	1,260.00 ✓	1,260.00
				A 2123.4150-90-000	277390 ✓	54.00 ✓	54.00
				Check Total:		1,314.00	
253312 ✓	03/05/2024	17068	SOKOLOFF, STERN LLP ✓				
				A 1420.4414-90-000	273321 ✓	18,317.64 ✓	18,317.64
				A 1420.4414-90-000	273321	0.00	0.00
				Check Total:		18,317.64	
253313 ✓	03/05/2024	19107	SOUNDTRAP US INC. ✓				
				A 2630.4640-90-000	277368 ✓	3,029.00 ✓	3,029.00
				Check Total:		3,029.00	
253314 ✓	03/05/2024	15984	SPHERO, INC. ✓				
				A 2630.2022-90-000	276634 ✓	2,909.03 ✓	2,909.03

PATCHOGUE-MEDFORD UFSD

Check Warrant Report For A - 91: Cash Disbursement- 3/5/24 For Dates 3/1/2024 - 3/31/2024



Check #	Check Date	Vendor ID	Vendor Name	Account	PO Number	Check Amount	Liquidated
				A 2630.4500-90-000	276634 ✓	1,455.00 ✓	1,455.00
					Check Total:	4,364.03	
253315 ✓	03/05/2024	2049	SPRAGUE OPERATING RESOURCES ✓	A 5510.5710-90-000	276405 ✓	11,643.50 ✓	11,643.50
					Check Total:	11,643.50	
253316 ✓	03/05/2024	596	STAPLES ADVANTAGE ✓	A 2020.4500-27-000	277248 ✓	1,495.67 ✓	1,500.11
				A 2117.4500-26-000	277011 ✓	239.17 ✓	239.17
				A 2121.4500-27-000	277012 ✓	594.98 ✓	594.98
				A 2121.4500-27-000	277013 ✓	297.49 ✓	297.49
					Check Total:	2,627.31	
253317 ✓	03/05/2024	12835	STAPLES ADVANTAGE ✓	A 2128.4500-37-000	276585 ✓	249.60 ✓	249.60
					Check Total:	249.60	
253318 ✓	03/05/2024	17791	STEMPKOSKI, LINA ✓	A 8060.4000-90-000	273373 ✓	11.12 ✓	11.12
				A 8060.4000-90-000	273373	0.00	
					Check Total:	11.12	
253319 ✓	03/05/2024	15492	STEVENS, ROBERT ✓	A 2110.4140-90-000	275779 ✓	39.40 ✓	39.40
				A 2110.4140-90-000	275779	0.00	
					Check Total:	39.40	
253320 ✓	03/05/2024	17986	SUAREZ, HEATHER ✓	A 8060.4000-90-FAM	275846 ✓	34.44 ✓	34.44
				A 8060.4000-90-FAM	275846	0.00	
					Check Total:	34.44	
253321 ✓	03/05/2024	2447	SUFFOLK COUNTY CROSS-COUNTRY & TRACK COACHES ASSOC ✓	A 2855.4160-90-000	277300 ✓	40.00 ✓	40.00
				A 2855.4160-90-000	277300	0.00	
					Check Total:	40.00	
253322 ✓	03/05/2024	17392	SUFFOLK COUNTY MATHEMATICS LEAGUE ✓				

PATCHOGUE-MEDFORD UFSD



Check Warrant Report For A - 91: Cash Disbursement- 3/5/24 For Dates 3/1/2024 - 3/31/2024

Check #	Check Date	Vendor ID	Vendor Name	Account	PO Number	Check Amount	Liquidated
				A 2117.4000-90-000	275945 ✓	500.00 ✓	500.00
				A 2117.4000-90-000	275945	0.00	
					Check Total:	500.00	
253323 ✓	03/05/2024	11855	SYOSSET HOME TUTORING ✓				
				A 2250.4490-90-000	275521 ✓	2,079.00 ✓	2,079.00
					Check Total:	2,079.00	
253324 ✓	03/05/2024	15365	TECOGEN INC. ✓				
				A 1621.4790-90-000	273397 ✓	2,596.56 ✓	2,596.56
					Check Total:	2,596.56	
253325 ✓	03/05/2024	15857	TK ELEVATOR CORPORATION ✓				
				A 1621.4790-90-000	273395	851.29 ✓	851.29
					Check Total:	851.29	
253326 ✓	03/05/2024	15917	TROPHY HUT ✓				
				A 2117.4500-37-000	277015 ✓	298.50 ✓	298.50
					Check Total:	298.50	
253327 ✓	03/05/2024	15479	TURTLE & HUGHES INC. ✓				
				A 1621.4670-90-000	276496 ✓	156.75 ✓	156.75
					Check Total:	156.75	
253328 ✓	03/05/2024	11276	ULINE INC. ✓				
				A 2110.4500-26-000	277205 ✓	612.04 ✓	612.04
					Check Total:	612.04	
253329 ✓	03/05/2024	2673	UNITED PARCEL SERVICE ✓				
				A 1670.4730-90-000	273297 ✓	236.52 ✓	236.52
				A 1670.4730-90-000	273297 ✓	16.90 ✓	16.90
				A 1670.4730-90-000	273297 ✓	16.90 ✓	16.90
					Check Total:	270.32	
253330 ✓	03/05/2024	11368	VERIZON WIRELESS ✓				
				A 1620.4780-90-000	274475 ✓	93.75 ✓	93.75
				A 1622.4790-90-000	274475 ✓	62.50 ✓	62.50
				A 1240.4000-90-000	274475 ✓	37.99 ✓	37.99
				A 8060.4000-90-000	274475 ✓	75.98 ✓	75.98
					Check Total:	270.22	
253331 ✓	03/05/2024	2712	VILLAGE OF PATCHOGUE ✓				

PATCHOGUE-MEDFORD UFSD

Check Warrant Report For A - 91: Cash Disbursement- 3/5/24 For Dates 3/1/2024 - 3/31/2024



Check #	Check Date	Vendor ID	Vendor Name	Account	PO Number	Check Amount	Liquidated
253332 ✓	03/05/2024	11430 VOGEL STEPHANIE ✓		A 1621.4550-90-000	273247 ✓	323.53 ✓	323.53
				A 5510.5720-90-000	274216 ✓	1,535.05 ✓	1,535.05
				Check Total:		1,858.58	
253333 ✓	03/05/2024	12446 W.B. MASON COMPANY ✓		A 2128.4150-90-000	275507 ✓	15.01 ✓	15.01
				A 2128.4150-90-000	275507	0.00	
				Check Total:		15.01	
253334 ✓	03/05/2024	13894 WE TRANSPORTATION/TOWNE BUSLLC ✓		A 2110.4500-05-000	277290 ✓	656.84 ✓	656.84
				A 2110.4500-07-000	277220 ✓	182.64 ✓	182.64
				A 1240.4500-90-000	273462 ✓	13.79 ✓	12.58
				A 2021.4500-90-DUA	276383 ✓	42.12 ✓	42.12
				A 2020.4500-28-000	274826 ✓	260.55 ✓	260.55
				A 1670.4500-90-000	276858 ✓	1,777.56 ✓	1,777.56
				A 1310.4500-90-000	273462 ✓	17.07 ✓	15.83
				A 2021.4500-90-DUA	276383	-56.90 ✓	0.00
				A 1670.4500-90-000	276858 ✓	4,870.40 ✓	4,870.40
				A 1430.4500-90-000	273462 ✓	13.79 ✓	12.58
				A 2021.4500-90-DUA	276383	56.90 ✓	0.00
				A 2010.4500-90-000	273462 ✓	13.79 ✓	12.58
				A 1240.4500-90-000	273462 ✓	-1.21 ✓	0.00
				A 1310.4500-90-000	273462 ✓	-1.24 ✓	0.00
				A 1430.4500-90-000	273462 ✓	-1.21 ✓	0.00
				A 2010.4500-90-000	273462 ✓	-1.21 ✓	0.00
				Check Total:		7,843.68	
253335 ✓	03/05/2024	17952 WELLINGER, LINDSAY ✓		A 5540.4040-90-000	277251 ✓	735.00 ✓	880.00
				Check Total:		735.00	
253336 ✓	03/05/2024	11943 WEST MUSIC ✓		A 2128.4150-90-000	275477 ✓	39.40 ✓	39.40
				A 2128.4150-90-000	275477	0.00	
				Check Total:		39.40	

PATCHOGUE-MEDFORD UFSD



Check Warrant Report For A - 91: Cash Disbursement- 3/5/24 For Dates 3/1/2024 - 3/31/2024

Check #	Check Date	Vendor ID	Vendor Name	Account	PO Number	Check Amount	Liquidated
253337	03/05/2024	17693 WOOD, HALEY		A 2118.4500-37-000	276335	37.95	37.95
				Check Total:		37.95	
253338	03/05/2024	2823 WOODS MENS & BOYS CLOTHING INC		A 2110.4140-90-000	275780	47.70	47.70
				A 2110.4140-90-000	275780	0.00	
				Check Total:		47.70	
253339	03/05/2024	2846 **CONTINUED** XEROX CORP.		A 1620.4520-90-000	275812	180.12	180.12
				Check Total:		180.12	
253340	03/05/2024	2846 XEROX CORP.		Check Total:		0.00	
				A 1670.4793-90-000	274400	308.70	308.70
				A 1670.4793-90-000	273327	173.97	173.97
				A 1670.4793-90-000	274400	247.64	247.64
				A 1670.4793-90-000	273327	187.85	187.85
				A 1670.4793-90-000	274400	247.64	247.64
				A 1670.4793-90-000	273327	173.97	173.97
				A 1670.4793-90-000	274400	247.64	247.64
				A 1670.4793-90-000	273327	173.97	173.97
				A 1670.4793-90-000	274400	247.64	247.64
				A 1670.4793-90-000	273327	173.97	173.97
				A 1670.4793-90-000	274400	132.62	132.62
				A 1670.4793-90-000	273327	173.97	173.97
				A 7310.4000-90-000	274400	133.89	133.89
				A 1670.4793-90-000	273327	173.97	173.97
				A 1670.4793-90-000	274400	133.89	133.89
				A 1670.4793-90-000	273327	173.97	173.97
				A 1670.4793-90-000	274400	133.89	133.89
				A 1670.4793-90-000	273327	173.97	173.97
				A 1670.4793-90-000	274400	125.02	125.02

PATCHOGUE-MEDFORD UFSD



Check Warrant Report For A - 91: Cash Disbursement- 3/5/24 For Dates 3/1/2024 - 3/31/2024

Check #	Check Date	Vendor ID	Vendor Name	Account	PO Number	Check Amount	Liquidated
				A 1670.4793-90-000	273327 ✓	187.85 ✓	187.85
				A 1670.4793-90-000	274400 ✓	130.81 ✓	130.81
				A 1670.4793-90-000	273327 ✓	187.85 ✓	187.85
				A 1670.4793-90-000	274400 ✓	135.02 ✓	135.02
				A 1670.4793-90-000	273327 ✓	79.00 ✓	79.00
				A 1670.4793-90-000	274400 ✓	130.81 ✓	130.81
				A 1670.4793-90-000	273327 ✓	79.00 ✓	79.00
				A 1670.4793-90-000	274400 ✓	130.00 ✓	130.00
				A 1670.4793-90-000	273327 ✓	79.00 ✓	79.00
				A 1670.4793-90-000	274400 ✓	130.00 ✓	130.00
				A 1670.4793-90-000	273327 ✓	79.00 ✓	79.00
				A 1670.4793-90-000	274400 ✓	125.60 ✓	125.60
				A 1670.4793-90-000	273327 ✓	79.00 ✓	79.00
				A 1670.4793-90-000	273327 ✓	79.00 ✓	79.00
				A 1670.4793-90-000	273327 ✓	79.00 ✓	79.00
				A 1670.4793-90-000	273327 ✓	79.00 ✓	79.00
				A 1670.4793-90-000	273327 ✓	79.00 ✓	79.00
				A 1670.4793-90-000	273327 ✓	79.00 ✓	79.00
				A 1670.4793-90-000	273327 ✓	79.00 ✓	79.00
				A 1670.4793-90-000	273327 ✓	79.00 ✓	79.00
				Check Total:		5,565.12	
253341 ✓	03/05/2024	11870	ZE CREATIVE COMMUNICATIONS ✓	A 2110.4001-90-000	277394 ✓	189.13 ✓	189.13
				Check Total:		189.13	

PATCHOGUE-MEDFORD UFSD



Check Warrant Report For A - 91: Cash Disbursement- 3/5/24 For Dates 3/1/2024 - 3/31/2024

Check #	Check Date	Vendor ID	Vendor Name	Account	PO Number	Check Amount	Liquidated
Number of Transactions: 189					Warrant Total:	1,009,128.18	
					Vendor Portion:	1,009,128.18	

Certification of Warrant

To The District Treasurer: I hereby certify that I have verified the above claims, 189 in number, in the total amount of \$ 1,009,128.18 You are hereby authorized and directed to pay to the claimants certified above the amount of each claim allowed and charge each to the proper fund.

3-13-24
Date

Adriane Brower
Signature

Claims Auditor
Title

PATCHOGUE-MEDFORD UFSD



Check Warrant Report For C - 33: Cash Disbursement- 3/5/24 For Dates 3/1/2024 - 3/31/2024

Check #	Check Date	Vendor ID	Vendor Name	Account	PO Number	Check Amount	Liquidated
253342 ✓	03/05/2024	15725	ACE ENDICO, INC. ✓				
				C 2860.5820-95-000	274300 ✓	1,184.84 ✓	30.84
				C 2860.5820-95-000	274300 ✓	-1,154.00 ✓	0.00
					Check Total:	30.84	
253343 ✓	03/05/2024	15725	ACE ENDICO, INC. ✓				
				C 2860.5820-95-000	274300 ✓	14,612.50 ✓	14,612.50
					Check Total:	14,612.50	
253344 ✓	03/05/2024	13377	AMERICAN CLASSIC SPECIALTIES ✓				
				C 2860.5820-95-000	274296 ✓	192.60 ✓	192.60
				C 2860.5820-95-000	274296 ✓	102.90 ✓	102.90
				C 2860.5820-95-000	274296 ✓	155.60 ✓	155.60
				C 2860.5820-95-000	274296 ✓	181.80 ✓	181.80
				C 2860.5820-95-000	274296 ✓	120.00 ✓	120.00
				C 2860.5820-95-000	274296 ✓	111.35 ✓	111.35
					Check Total:	864.25	
253345 ✓	03/05/2024	152	APPCO PAPER & PLASTICS CORP. ✓				
				C 2860.5800-95-000	274297 ✓	219.35 ✓	219.35
				C 2860.5800-95-000	274297 ✓	294.56 ✓	294.56
				C 2860.5800-95-000	274297 ✓	325.98 ✓	325.98
					Check Total:	839.89	
253346 ✓	03/05/2024	10966	AW SONS EXHAUST, INC ✓				
				C 2860.4000-95-000	274441 ✓	2,700.00 ✓	2,700.00
					Check Total:	2,700.00	
253347 ✓	03/05/2024	15326	BURCH, MAUREEN ✓				
				C 2860.4150-95-000	277126 ✓	70.44 ✓	70.44
					Check Total:	70.44	
253348 ✓	03/05/2024	11917	COMMERCIAL INSTRU. SERVS., INC ✓				
				C 2860.4690-95-000	275885 ✓	2,120.77 ✓	2,120.77
				C 2860.4690-95-000	274275 ✓	1,331.79 ✓	1,331.79
				C 2860.4690-95-000	274275 ✓	240.00 ✓	240.00
					Check Total:	3,692.56	
253349 ✓	03/05/2024	13617	CREAM-O-LAND DAIRIES, LLC ✓				
				C 2860.5820-95-000	274276 ✓	291.10 ✓	291.10



PATCHOGUE-MEDFORD UFSD



Check Warrant Report For C - 33: Cash Disbursement- 3/5/24 For Dates 3/1/2024 - 3/31/2024

Check #	Check Date	Vendor ID	Vendor Name	Account	PO Number	Check Amount	Liquidated
				C 2860.5820-95-000	274276 ✓	293.10 ✓	293.10
				C 2860.5820-95-000	274276 ✓	238.60 ✓	238.60
				C 2860.5820-95-000	274276 ✓	648.70 ✓	648.70
				C 2860.5820-95-000	274276 ✓	357.01 ✓	357.01
				C 2860.5820-95-000	274276 ✓	305.40 ✓	305.40
				C 2860.5820-95-000	274276 ✓	292.61 ✓	292.61
				C 2860.5820-95-000	274276 ✓	574.84 ✓	574.84
				C 2860.5820-95-000	274276 ✓	368.20 ✓	368.20
				C 2860.5820-95-000	274276 ✓	182.10 ✓	182.10
				C 2860.5820-95-000	274276 ✓	145.10 ✓	145.10
				Check Total:		3,696.76	
253350 ✓	03/05/2024	13617	CREAM-O-LAND DAIRIES, LLC ✓	C 2860.5820-95-000	274276 ✓	240.60 ✓	240.60
				C 2860.5820-95-000	274276 ✓	103.30 ✓	103.30
				C 2860.5820-95-000	274276 ✓	240.60 ✓	240.60
				C 2860.5820-95-000	274276 ✓	348.40 ✓	348.40
				C 2860.5820-95-000	274276 ✓	190.81 ✓	190.81
				C 2860.5820-95-000	274276 ✓	154.30 ✓	154.30
				C 2860.5820-95-000	274276 ✓	226.70 ✓	226.70
				C 2860.5820-95-000	274276 ✓	215.42 ✓	215.42
				C 2860.5820-95-000	274276 ✓	204.40 ✓	204.40
				C 2860.5820-95-000	274276 ✓	53.60 ✓	53.60
				C 2860.5820-95-000	274276 ✓	81.10 ✓	81.10
				C 2860.5820-95-000	274276 ✓	1,718.96 ✓	1,718.96
				Check Total:		3,778.19	
253351 ✓	03/05/2024	17002	GLOBAL PAYMENTS, INC. ✓	C 2860.2000-95-000	276703 ✓	13,664.00 ✓	13,664.00
				Check Total:		13,664.00	
253352 ✓	03/05/2024	17738	HORMEL FOODS SALES, LLC ✓	C 2860.5820-95-000	274280 ✓	585.00 ✓	585.00
				C 2860.5820-95-000	274280 ✓	585.00 ✓	585.00
				Check Total:		1,170.00	
253353 ✓	03/05/2024	12933	J&F SUPPLY INC OF LONG ISLAND ✓				

PATCHOGUE-MEDFORD UFSD

Check Warrant Report For C - 33: Cash Disbursement- 3/5/24 For Dates 3/1/2024 - 3/31/2024



Check #	Check Date	Vendor ID	Vendor Name	Account	PO Number	Check Amount	Liquidated
253354 ✓	03/05/2024	1285 JAY BEE DISTRIBUTORS INC. ✓		C 2860.5800-95-000	275703 ✓	313.68 ✓	313.68
				C 2860.5800-95-000	277128 ✓	1,051.32 ✓	1,051.32
				C 2860.5800-95-000	277128 ✓	1,365.00 ✓	1,365.00
				Check Total:		2,730.00	
253355 ✓	03/05/2024	1315 JTM PROVISIONS CO. ✓		C 2860.5820-95-000	274285 ✓	729.21 ✓	729.21
				C 2860.5820-95-000	274285 ✓	528.95 ✓	528.95
				C 2860.5820-95-000	274285 ✓	413.15 ✓	413.15
				C 2860.5820-95-000	274285 ✓	1,636.82 ✓	1,636.82
				C 2860.5820-95-000	274285 ✓	609.88 ✓	609.88
				C 2860.5820-95-000	274285 ✓	610.04 ✓	610.04
				C 2860.5820-95-000	274285 ✓	502.60 ✓	502.60
				C 2860.5820-95-000	274285 ✓	432.78 ✓	432.78
				C 2860.5820-95-000	274285 ✓	2,089.32 ✓	2,089.32
				Check Total:		7,552.75	
253356 ✓	03/05/2024	11911 MCGRAW, PATRICIA ✓		C 2860.5820-95-000	274284 ✓	1,322.44 ✓	1,322.44
				Check Total:		1,322.44	
253357 ✓	03/05/2024	14914 MEADOW PROVISIONS CORP. ✓		C 2860.5600-95-000		64.99 ✓	
				Check Total:		64.99	
253358 ✓	03/05/2024	10998 MODERN ITALIAN BAKERY ✓		C 2860.5820-95-000	274287 ✓	528.92 ✓	528.92
				Check Total:		528.92	
				C 2860.5820-95-000	274290 ✓	26.80 ✓	26.80
				C 2860.5820-95-000	274290 ✓	13.90 ✓	13.90
				C 2860.5820-95-000	274290 ✓	20.24 ✓	20.24
				C 2860.5820-95-000	274290 ✓	3.80 ✓	3.80
				C 2860.5820-95-000	274290 ✓	3.80 ✓	3.80
				C 2860.5820-95-000	274290 ✓	11.12 ✓	11.12
				C 2860.5820-95-000	274290 ✓	31.20 ✓	31.20
				C 2860.5820-95-000	274290 ✓	22.32 ✓	22.32

PATCHOGUE-MEDFORD UFSD

Check Warrant Report For C - 33: Cash Disbursement- 3/5/24 For Dates 3/1/2024 - 3/31/2024



Check #	Check Date	Vendor ID	Vendor Name	Account	PO Number	Check Amount	Liquidated
				C 2860.5820-95-000	274290 ✓	164.45 ✓	164.45
				C 2860.5820-95-000	274290 ✓	164.45 ✓	164.45
				C 2860.5820-95-000	274290 ✓	164.45 ✓	164.45
				C 2860.5820-95-000	274290 ✓	113.85 ✓	113.85
				C 2860.5820-95-000	274290 ✓	72.65 ✓	72.65
				C 2860.5820-95-000	274290 ✓	80.60 ✓	80.60
				C 2860.5820-95-000	274290 ✓	11.10 ✓	11.10
				C 2860.5820-95-000	274290 ✓	45.10 ✓	45.10
				C 2860.5820-95-000	274290 ✓	31.20 ✓	31.20
				C 2860.5820-95-000	274290 ✓	80.08 ✓	80.08
				C 2860.5820-95-000	274290 ✓	16.66 ✓	16.66
				C 2860.5820-95-000	274290 ✓	11.10 ✓	11.10
				C 2860.5820-95-000	274290 ✓	52.94 ✓	52.94
				C 2860.5820-95-000	274290 ✓	7.80 ✓	7.80
				C 2860.5820-95-000	274290 ✓	121.93 ✓	121.93
				C 2860.5820-95-000	274290 ✓	132.05 ✓	132.05
				C 2860.5820-95-000	274290 ✓	125.83 ✓	125.83
				C 2860.5820-95-000	274290 ✓	82.98 ✓	82.98
				C 2860.5820-95-000	274290 ✓	75.06 ✓	75.06
				C 2860.5820-95-000	274290 ✓	14.38 ✓	14.38
				C 2860.5820-95-000	274290 ✓	3.80 ✓	3.80
				C 2860.5820-95-000	274290 ✓	3.80 ✓	3.80
				Check Total:		1,709.44	
253359 ✓	03/05/2024	9816	R & W TRUCK EQUIPMENT ✓				
				C 2860.2000-95-000	275886 ✓	6,774.00 ✓	6,774.00
				Check Total:		6,774.00	
253360 ✓	03/05/2024	13248	RICH PRODUCTS CORPORATION ✓				
				C 2860.5820-95-000	274293 ✓	5,913.57 ✓	5,913.57
				Check Total:		5,913.57	
253361 ✓	03/05/2024	12446	W.B. MASON COMPANY ✓				
				C 2860.5800-95-000	274295 ✓	189.33 ✓	189.33
				Check Total:		189.33	
253362 ✓	03/05/2024	2823	WOODS MENS & BOYS CLOTHING INC ✓				

PATCHOGUE-MEDFORD UFSD

Check Warrant Report For C - 33: Cash Disbursement- 3/5/24 For Dates 3/1/2024 - 3/31/2024



Check #	Check Date	Vendor ID	Vendor Name	Account	PO Number	Check Amount	Liquidated
253363 ✓	03/05/2024	2846	XEROX CORP. ✓	C 2860.5600-95-000	274305 ✓	62.01	✓ 62.01
				Check Total:		62.01	
				C 2860.4000-95-000	274400 ✓	0.00	0.00
				C 2860.4000-95-000	274400	138.93 ✓	138.93
				Check Total:		138.93	
Number of Transactions: 22				Warrant Total:	72,105.81		
				Vendor Portion:	72,105.81		

Certification of Warrant

To The District Treasurer: I hereby certify that I have verified the above claims, 22 in number, in the total amount of \$ 72,105.81. You are hereby authorized and directed to pay to the claimants certified above the amount of each claim allowed and charge each to the proper fund.

3-6-24
Date

Adriane Brower
Signature

Claims Auditor
Title

PATCHOGUE-MEDFORD UFSD

Check Warrant Report For F - 31: Cash Disbursement- 3/5/24 For Dates 3/1/2024 - 3/31/2024



Check #	Check Date	Vendor ID	Vendor Name	Account	PO Number	Check Amount	Liquidated
253364 ✓	03/05/2024	229	BARNES & NOBLE BOOKSELLERS ✓	F 2830.4500-90-OMH	277199 ✓	112.00 ✓	112.00
Check Total:						112.00	
253365 ✓	03/05/2024	12890	HOME DEPOT CREDIT SERVICES ✓	F 2110.4500-90-TFCU	275558 ✓	371.76 ✓	1,000.00
Check Total:						371.76	
253366 ✓	03/05/2024	8398	JUST KIDS EARLY CHILDHOOD ✓	F 2511.4000-90-U24	275047 ✓	6,464.40 ✓	6,464.40
Check Total:						6,464.40	
253367 ✓	03/05/2024	15752	KOINONIA FAMILY LIFE ✓	F 2280.4000-90-PE24	277283 ✓	1,000.00 ✓	1,000.00
Check Total:						1,000.00	
253368 ✓	03/05/2024	10845	NEW YORK THERAPY PLACEMENT SRV ✓	F 2250.4000-90-I24	277210 ✓	128.01 ✓	128.01
						2,247.14 ✓	2,247.14
						1,047.98 ✓	1,047.98
Check Total:						3,423.13	
253369 ✓	03/05/2024	11992	RENU RESTORATION & CONTRACTING ✓	F 2110.4000-90-ARP	274935 ✓	29,165.00 ✓	29,165.00
Check Total:						29,165.00	
253370 ✓	03/05/2024	9584	UCPA OF GREATER SUFFOLK, INC. ✓	F 2250.4720-90-L24	275523 ✓	1,491.00 ✓	1,491.00
Check Total:						1,491.00	
253371 ✓	03/05/2024	7887	WILSON LANGUAGE TRAINING ✓	F 2110.4000-90-1924	276240 ✓	320.00 ✓	320.00
						320.00 ✓	320.00
Check Total:						640.00	



PATCHOGUE-MEDFORD UFSD



Check Warrant Report For F - 31: Cash Disbursement- 3/5/24 For Dates 3/1/2024 - 3/31/2024

Check #	Check Date	Vendor ID	Vendor Name	Account	PO Number	Check Amount	Liquidated
Number of Transactions: 8					Warrant Total:	42,667.29	
					Vendor Portion:	42,667.29	

Certification of Warrant

To The District Treasurer: I hereby certify that I have verified the above claims, 8 in number, in the total amount of \$ 42,667.29. You are hereby authorized and directed to pay to the claimants certified above the amount of each claim allowed and charge each to the proper fund.

3-8-24
Date

Adriane Brower
Signature

Claims Auditor
Title

PATCHOGUE-MEDFORD UFSD

Check Warrant Report For A - 92: Cash Disbursement- Payroll Clearing- 3/5/24 For Dates 3/1/2024 - 3/31/2024



Check #	Check Date	Vendor ID	Vendor Name	Account	PO Number	Check Amount	Liquidated
252955	03/05/2024	18009	**VOID** SOLANO, LORIANN	A 632		-875.15	
				A 722		87.52	
					Check Total:	-787.63	
253372	03/06/2024	9283	AFLAC NEW YORK	A 720.2		15,963.03	
				A 720.2		-114.66	
					Check Total:	15,848.37	
253373	03/06/2024	11050	ASSOCIATION OF REGISTERED PROF NURSES OF PAT-MED	A 724.5		0.00	
				A 724.5		532.00	
					Check Total:	532.00	
253374	03/06/2024	13997	CHOICE PLANS, INC.	A 720.5		669.48	
					Check Total:	669.48	
253375	03/06/2024	13997	CHOICE PLANS, INC.	A 720.5		31,882.71	
					Check Total:	31,882.71	
253376	03/06/2024	2947	CIVIL SERVICE EMPLOYEES ASSN	A 724.1		0.00	
				A 724.1		3,911.28	
				A 724.1		4,609.42	
				A 724.1		304.94	
				A 724.1		3,883.16	
					Check Total:	12,708.80	
253377	03/06/2024	1160	EMBLEM HEALTH	A 720.6		4,469.93	
					Check Total:	4,469.93	
253378	03/06/2024	9547	J.J. STANIS & COMPANY, INC.	A 720.3		652.18	
				A 720.4		172.04	
				A 720.1		6,570.07	

PATCHOGUE-MEDFORD UFSD

Check Warrant Report For A - 92: Cash Disbursement- Payroll Clearing- 3/5/24 For Dates 3/1/2024 - 3/31/2024



Check #	Check Date	Vendor ID	Vendor Name	Account	PO Number	Check Amount	Liquidated
253379 ✓	03/06/2024	14319	PATCHOGUE MEDFORD ADMIN ASSOC. ✓		Check Total:	7,394.29	
				A 724.2		0.00	
				A 724.2		1,435.00 ✓	
					Check Total:	1,435.00	
253380 ✓	03/06/2024	10669	PATCHOGUE MEDFORD UFSD ✓				
				A 720.5		1,416.51 ✓	
					Check Total:	1,416.51	
253381 ✓	03/06/2024	7050	ZAKOWOROTNY, CHRISTINE VOID				
				A 9061.8000-90-000		2,041.20 ✓	
					Check Total:	2,041.20	
					Warrant Total:	77,610.66	
					Vendor Portion:	77,610.66	
Number of Transactions: 11							

Certification of Warrant

To The District Treasurer: I hereby certify that I have verified the above claims, 11 in number, in the total amount of \$ 77,610.66. You are hereby authorized and directed to pay to the claimants certified above the amount of each claim allowed and charge each to the proper fund.

3-8-24 Adriane Brower Claims Auditor
 Date Signature Title



PATCHOGUE-MEDFORD UFSD

Check Warrant Report For A - 93: Cash Disbursement- Medicare For Dates 3/1/2024 - 3/31/2024



Check #	Check Date	Vendor ID	Vendor Name	Account	PO Number	Check Amount	Liquidated
253382	03/28/2024	41	ADEE, KENT	A 9061.8000-90-000		494.70	
					Check Total:	494.70	
253383	03/28/2024	9324	AGOSTINELLO, DENISE M.	A 9061.8000-90-000		1,582.50	
					Check Total:	1,582.50	
253384	03/28/2024	63	AIELLO, STEVEN L.	A 9061.8000-90-000		329.80	
					Check Total:	329.80	
253385	03/28/2024	13109	ALLEN, MARIA E.	A 9061.8000-90-000		989.40	
					Check Total:	989.40	
253386	03/28/2024	15408	AMBROSIO, JOANNE	A 9061.8000-90-000		989.40	
					Check Total:	989.40	
253387	03/28/2024	11832	AMENDOLA, JOANNE	A 9061.8000-90-000		989.40	
					Check Total:	989.40	
253388	03/28/2024	11150	ANDRITZ, VICTORIA	A 9061.8000-90-000		494.70	
					Check Total:	494.70	
253389	03/28/2024	143	ANGIOLILLO, NICHOLAS	A 9061.8000-90-000		989.40	
					Check Total:	989.40	
253390	03/28/2024	8802	ANZALONE, GLORIA	A 9061.8000-90-000		494.70	
					Check Total:	494.70	
253391	03/28/2024	12174	APREA, JULAINE M	A 9061.8000-90-000		494.70	
					Check Total:	494.70	
253392	03/28/2024	157	ARGENT, ARIADNE	A 9061.8000-90-000		3,363.00	
					Check Total:	3,363.00	

PATCHOGUE-MEDFORD UFSD

Check Warrant Report For A - 93: Cash Disbursement- Medicare For Dates 3/1/2024 - 3/31/2024



Check #	Check Date	Vendor ID	Vendor Name	Account	PO Number	Check Amount	Liquidated
253393	03/28/2024	9844	ARMSTEAD, LORRAINE M.	A 9061.8000-90-000		989.40	
					Check Total:	989.40	
253394	03/28/2024	8288	ARROYO, RAYMOND	A 9061.8000-90-000		494.70	
					Check Total:	494.70	
253395	03/28/2024	9843	AUER, JUNE V.	A 9061.8000-90-000		1,384.80	
					Check Total:	1,384.80	
253396	03/28/2024	14496	AUSTIN, DANIEL W.	A 9061.8000-90-000		692.40	
					Check Total:	692.40	
253397	03/28/2024	15892	AYALA, JORGE	A 9061.8000-90-000		494.70	
					Check Total:	494.70	
253398	03/28/2024	202	BABULAK, MICHAEL L.	A 9061.8000-90-000		989.40	
					Check Total:	989.40	
253399	03/28/2024	204	BACKMAN, RICHARD	A 9061.8000-90-000		494.70	
					Check Total:	494.70	
253400	03/28/2024	209	BAHNSEN, BARBARA	A 9061.8000-90-000		494.70	
					Check Total:	494.70	
253401	03/28/2024	11151	BALDREY, DIXIE LOU	A 9061.8000-90-000		494.70	
					Check Total:	494.70	
253402	03/28/2024	10273	BARRENTINE, FAITH	A 9061.8000-90-000		1,384.80	
					Check Total:	1,384.80	
253403	03/28/2024	9160	BARTOLOMEO, DONNA	A 9061.8000-90-000		494.70	
					Check Total:	494.70	

PATCHOGUE-MEDFORD UFSD

Check Warrant Report For A - 93: Cash Disbursement- Medicare For Dates 3/1/2024 - 3/31/2024



Check #	Check Date	Vendor ID	Vendor Name	Account	PO Number	Check Amount	Liquidated
253404	03/28/2024	9840	BASS, MERLE I.	A 9061.8000-90-000		1,978.20	
					Check Total:	1,978.20	
253405	03/28/2024	240	BAUMILLER, JOHN T.	A 9061.8000-90-000		989.40	
					Check Total:	989.40	
253406	03/28/2024	12947	BAYER, FREDERICK H.	A 9061.8000-90-000		989.40	
					Check Total:	989.40	
253407	03/28/2024	17093	BECKER, CLIFFORD R.	A 9061.8000-90-000		989.40	
					Check Total:	989.40	
253408	03/28/2024	17592	BEDNARSKI, CANDIDA	A 9061.8000-90-000		494.70	
					Check Total:	494.70	
253409	03/28/2024	17472	BELONZI, JUDY	A 9061.8000-90-000		494.70	
					Check Total:	494.70	
253410	03/28/2024	14646	BENANTI, LYNDAL	A 9061.8000-90-000		989.10	
					Check Total:	989.10	
253411	03/28/2024	7053	BENNETT, CLIFFORD	A 9061.8000-90-000		692.40	
					Check Total:	692.40	
253412	03/28/2024	275	BERGEMAN, MARIA	A 9061.8000-90-000		494.70	
					Check Total:	494.70	
253413	03/28/2024	279	BERNER, SUSAN C.	A 9061.8000-90-000		692.40	
					Check Total:	692.40	
253414	03/28/2024	15775	BERTRAN, PAUL	A 9061.8000-90-000		494.70	
					Check Total:	494.70	

PATCHOGUE-MEDFORD UFSD

Check Warrant Report For A - 93: Cash Disbursement- Medicare For Dates 3/1/2024 - 3/31/2024



Check #	Check Date	Vendor ID	Vendor Name	Account	PO Number	Check Amount	Liquidated
253415 ✓	03/28/2024	14514	BISHOP, DENISE M. ✓	A 9061.8000-90-000		989.40 ✓	
					Check Total:	989.40	
253416 ✓	03/28/2024	17092	BODDY-WALLACE, KAROL ✓	A 9061.8000-90-000		989.10 ✓	
					Check Total:	989.10	
253417 ✓	03/28/2024	17777	BONA, MARGARET ✓	A 9061.8000-90-000		989.40 ✓	
					Check Total:	989.40	
253418 ✓	03/28/2024	15601	BONANNO, EVELYN ✓	A 9061.8000-90-000		494.70 ✓	
					Check Total:	494.70	
253419 ✓	03/28/2024	13847	BONERBA, LINDA ✓	A 9061.8000-90-000		494.70 ✓	
					Check Total:	494.70	
253420 ✓	03/28/2024	13836	BOUGHTON, WILLIAM E JR. ✓	A 9061.8000-90-000		989.40 ✓	
					Check Total:	989.40	
253421 ✓	03/28/2024	8925	BOULERIS, ROSE V. ✓	A 9061.8000-90-000		494.70 ✓	
					Check Total:	494.70	
253422 ✓	03/28/2024	10080	BOWERSOX, TIMOTHY E ✓	A 9061.8000-90-000		692.40 ✓	
					Check Total:	692.40	
253423 ✓	03/28/2024	8788	BRAVERMAN, GAIL ✓	A 9061.8000-90-000		494.70 ✓	
					Check Total:	494.70	
253424 ✓	03/28/2024	14706	BRENNAN, DORIS A. ✓	A 9061.8000-90-000		494.70 ✓	
					Check Total:	494.70	
253425 ✓	03/28/2024	338	BRESLER, LEONARD ✓	A 9061.8000-90-000		494.70 ✓	
					Check Total:	494.70	

PATCHOGUE-MEDFORD UFSD

Check Warrant Report For A - 93: Cash Disbursement- Medicare For Dates 3/1/2024 - 3/31/2024



Check #	Check Date	Vendor ID	Vendor Name	Account	PO Number	Check Amount	Liquidated
253426	03/28/2024	355	BROWN, EDWARD	A 9061.8000-90-000		494.70	
					Check Total:	494.70	
253427	03/28/2024	13149	BROWN, JEREMIAH E.	A 9061.8000-90-000		494.70	
					Check Total:	494.70	
253428	03/28/2024	13219	BROWN, MARY A.	A 9061.8000-90-000		494.70	
					Check Total:	494.70	
253429	03/28/2024	7917	BROWN, VICTORIA	A 9061.8000-90-000		494.70	
					Check Total:	494.70	
253430	03/28/2024	361	BRUNO, VINCENT	A 9061.8000-90-000		1,285.80	
					Check Total:	1,285.80	
253431	03/28/2024	9159	BUCKSHAW, ELAINE	A 9061.8000-90-000		494.70	
					Check Total:	494.70	
253432	03/28/2024	8909	BUDIARJO, LOUISA	A 9061.8000-90-000		494.70	
					Check Total:	494.70	
253433	03/28/2024	13641	BUFANO, SUSAN M.	A 9061.8000-90-000		989.40	
					Check Total:	989.40	
253434	03/28/2024	14115	BULL, FRANK E.	A 9061.8000-90-000		989.40	
					Check Total:	989.40	
253435	03/28/2024	10661	BUNNING, JOAN	A 9061.8000-90-000		2,571.60	
					Check Total:	2,571.60	
253436	03/28/2024	14513	BUONANNO, PETER	A 9061.8000-90-000		659.60	
					Check Total:	659.60	

PATCHOGUE-MEDFORD UFSD

Check Warrant Report For A - 93: Cash Disbursement- Medicare For Dates 3/1/2024 - 3/31/2024



Check #	Check Date	Vendor ID	Vendor Name	Account	PO Number	Check Amount	Liquidated
253437 ✓	03/28/2024	377	BURKE, PAULETTE ✓	A 9061.8000-90-000		494.70 ✓	
					Check Total:	494.70	
253438 ✓	03/28/2024	10480	BUTTERFIELD, DIANE L. ✓	A 9061.8000-90-000		3,957.60 ✓	
					Check Total:	3,957.60	
253439 ✓	03/28/2024	11057	CABRERA BARBARA ✓	A 9061.8000-90-000		1,978.20 ✓	
					Check Total:	1,978.20	
253440 ✓	03/28/2024	17391	CALDERON, DEBRA ✓	A 9061.8000-90-000		494.70 ✓	
					Check Total:	494.70	
253441 ✓	03/28/2024	7525	CAMERON, JEAN ✓	A 9061.8000-90-000		1,978.80 ✓	
					Check Total:	1,978.80	
253442 ✓	03/28/2024	14888	CAMIZZI, KATHLEEN A. ✓	A 9061.8000-90-000		692.40 ✓	
					Check Total:	692.40	
253443 ✓	03/28/2024	17541	CAMMARANO, NANCY ✓	A 9061.8000-90-000		1,483.80 ✓	
					Check Total:	1,483.80	
253444 ✓	03/28/2024	405	CANDIA, FRANCES ✓	A 9061.8000-90-000		692.40 ✓	
					Check Total:	692.40	
253445 ✓	03/28/2024	11779	CANNON, DIANE P. ✓	A 9061.8000-90-000		989.40 ✓	
					Check Total:	989.40	
253446 ✓	03/28/2024	17591	CAPPIELLO, DENISE E ✓	A 9061.8000-90-000		1,582.50 ✓	
					Check Total:	1,582.50	
253447 ✓	03/28/2024	13888	CARPENTER, PATRICIA A. ✓	A 9061.8000-90-000		1,978.20 ✓	
					Check Total:	1,978.20	

PATCHOGUE-MEDFORD UFSD

Check Warrant Report For A - 93: Cash Disbursement- Medicare For Dates 3/1/2024 - 3/31/2024



Check #	Check Date	Vendor ID	Vendor Name	Account	PO Number	Check Amount	Liquidated
253448 /	03/28/2024	437	CAVANAGH, CATHLEEN /	A 9061.8000-90-000		494.70 /	
					Check Total:	494.70	
253449 /	03/28/2024	9076	CHAMPLIN, ROSE D. /	A 9061.8000-90-000		989.40 /	
					Check Total:	989.40	
253450 /	03/28/2024	13648	CHARACH, CAROLE /	A 9061.8000-90-000		989.40 /	
					Check Total:	989.40	
253451 /	03/28/2024	8037	CHASKIN, ALAN /	A 9061.8000-90-000		692.40 /	
					Check Total:	692.40	
253452 /	03/28/2024	13001	CHIARELLO, GAETANA T. /	A 9061.8000-90-000		494.70 /	
					Check Total:	494.70	
253453 /	03/28/2024	14644	CHIUCHIOLO, SUSAN M. /	A 9061.8000-90-000		2,571.60 /	
					Check Total:	2,571.60	
253454 /	03/28/2024	13655	CHOPPING, PATRICIA A. /	A 9061.8000-90-000		494.70 /	
					Check Total:	494.70	
253455 /	03/28/2024	10530	CILIBRASI, SALVATORE /	A 9061.8000-90-000		494.70 /	
					Check Total:	494.70	
253456 /	03/28/2024	500	CINELLI, EDWARD A /	A 9061.8000-90-000		692.40 /	
					Check Total:	692.40	
253457 /	03/28/2024	12697	CLAVIN, BONNIE L. /	A 9061.8000-90-000		1,384.80 /	
					Check Total:	1,384.80	
253458 /	03/28/2024	519	CLEMENS, ANTHONY /	A 9061.8000-90-000		989.40 /	
					Check Total:	989.40	

PATCHOGUE-MEDFORD UFSD

Check Warrant Report For A - 93: Cash Disbursement- Medicare For Dates 3/1/2024 - 3/31/2024



Check #	Check Date	Vendor ID	Vendor Name	Account	PO Number	Check Amount	Liquidated
253459 ✓	03/28/2024	17593	CLEMENS, OLGA ✓	A 9061.8000-90-000		494.70 ✓	
					Check Total:	494.70	
253460 ✓	03/28/2024	520	CLEMENTE, LORI ✓	A 9061.8000-90-000		989.40 ✓	
					Check Total:	989.40	
253461 ✓	03/28/2024	12948	COLUCCI, JOYCE ✓	A 9061.8000-90-000		893.40 ✓	
					Check Total:	893.40	
253462 ✓	03/28/2024	10217	COMBS, TOM VOID	A 9061.8000-90-000		3,955.50	
					Check Total:	3,955.50	
253463 ✓	03/28/2024	10158	CONETTA, ANTHONY ✓	A 9061.8000-90-000		692.40 ✓	
					Check Total:	692.40	
253464 ✓	03/28/2024	13222	CONETTA, JANE F. ✓	A 9061.8000-90-000		692.40 ✓	
					Check Total:	692.40	
253465 ✓	03/28/2024	12320	CONFESSORE, ANNA MARIE ✓	A 9061.8000-90-000		494.70 ✓	
					Check Total:	494.70	
253466 ✓	03/28/2024	13858	COOK, SHARON ✓	A 9061.8000-90-000		989.40 ✓	
					Check Total:	989.40	
253467 ✓	03/28/2024	11021	COOK-PETROZZO, JANICE I. ✓	A 9061.8000-90-000		989.10 ✓	
					Check Total:	989.10	
253468 ✓	03/28/2024	11392	COOKE, NANCY K. ✓	A 9061.8000-90-000		692.40 ✓	
					Check Total:	692.40	
253469 ✓	03/28/2024	590	CORDONE, NICHOLAS ✓	A 9061.8000-90-000		989.40 ✓	
					Check Total:	989.40	

PATCHOGUE-MEDFORD UFSD



Check Warrant Report For A - 93: Cash Disbursement- Medicare For Dates 3/1/2024 - 3/31/2024

Check #	Check Date	Vendor ID	Vendor Name	Account	PO Number	Check Amount	Liquidated
253470 ✓	03/28/2024	7639	COSTANZO, CATHY ✓	A 9061.8000-90-000		164.90 ✓	
					Check Total:	164.90	
253471 ✓	03/28/2024	597	COSTANZO, PEGGY ✓	A 9061.8000-90-000		1,285.80 ✓	
					Check Total:	1,285.80	
253472 ✓	03/28/2024	17135	COSTELLO, JR. OLAF K. ✓	A 9061.8000-90-000		989.40 ✓	
					Check Total:	989.40	
253473 ✓	03/28/2024	11777	COULURIS, CINDY ✓	A 9061.8000-90-000		494.70 ✓	
					Check Total:	494.70	
253474 ✓	03/28/2024	6623	CRABTREE, CHARLES ✓	A 9061.8000-90-000		494.70 ✓	
					Check Total:	494.70	
253475 ✓	03/28/2024	10969	CUOZZO, JANE ✓	A 9061.8000-90-000		2,571.60 ✓	
					Check Total:	2,571.60	
253476 ✓	03/28/2024	13337	CURRAN, MARY LOU ✓	A 9061.8000-90-000		1,978.20 ✓	
					Check Total:	1,978.20	
253477 ✓	03/28/2024	13060	CUSHING, LORA A. ✓	A 9061.8000-90-000		544.20 ✓	
					Check Total:	544.20	
253478 ✓	03/28/2024	11564	RAYMOND E. CUTTER ✓	A 9061.8000-90-000		989.10 ✓	
					Check Total:	989.10	
253479 ✓	03/28/2024	7946	D'ALFONSO, DOMINIC ✓	A 9061.8000-90-000		494.70 ✓	
					Check Total:	494.70	
253480 ✓	03/28/2024	10970	DAHL, NANCY ✓	A 9061.8000-90-000		494.70 ✓	
					Check Total:	494.70	

PATCHOGUE-MEDFORD UFSD

Check Warrant Report For A - 93: Cash Disbursement- Medicare For Dates 3/1/2024 - 3/31/2024



Check #	Check Date	Vendor ID	Vendor Name	Account	PO Number	Check Amount	Liquidated
253481	03/28/2024	7556	DANIELLO, JOSEPH	A 9061.8000-90-000		692.40	
					Check Total:	692.40	
253482	03/28/2024	15369	DAVIDSON, DENNIS A.	A 9061.8000-90-000		989.40	
					Check Total:	989.40	
253483	03/28/2024	11733	DAVIS, BRYAN A.	A 9061.8000-90-000		989.10	
					Check Total:	989.10	
253484	03/28/2024	10642	DE ROSARIO, ILDA	A 9061.8000-90-000		989.10	
					Check Total:	989.10	
253485	03/28/2024	13731	DEANGELIS, LYDIA K	A 9061.8000-90-000		494.70	
					Check Total:	494.70	
253486	03/28/2024	17196	DEFICHY, ROBERT L.	A 9061.8000-90-000		692.40	
					Check Total:	692.40	
253487	03/28/2024	14660	DEGNER, MARCIA S.	A 9061.8000-90-000		1,285.80	
					Check Total:	1,285.80	
253488	03/28/2024	11565	DELLYSSE, ANGELA	A 9061.8000-90-000		989.10	
					Check Total:	989.10	
253489	03/28/2024	7947	DENSING, ALAN	A 9061.8000-90-000		494.70	
					Check Total:	494.70	
253490	03/28/2024	9603	DETWEILER, LORETTA C.	A 9061.8000-90-000		1,582.50	
					Check Total:	1,582.50	
253491	03/28/2024	8245	DEVEREAUX, DONALD	A 9061.8000-90-000		692.40	
					Check Total:	692.40	

PATCHOGUE-MEDFORD UFSD

Check Warrant Report For A - 93: Cash Disbursement- Medicare For Dates 3/1/2024 - 3/31/2024



Check #	Check Date	Vendor ID	Vendor Name	Account	PO Number	Check Amount	Liquidated
253492	03/28/2024	16962	DEVINE, GARY	A 9061.8000-90-000		989.40	
					Check Total:	989.40	
253493	03/28/2024	11345	DEVON, MARIA F.	A 9061.8000-90-000		494.70	
					Check Total:	494.70	
253494	03/28/2024	703	DI CLEMENTE, ANTHONY	A 9061.8000-90-000		1,978.20	
					Check Total:	1,978.20	
253495	03/28/2024	8585	DIETRICH, LAURA E.	A 9061.8000-90-000		494.70	
					Check Total:	494.70	
253496	03/28/2024	8682	DOLENGEWICZ, EDNA F.	A 9061.8000-90-000		494.70	
					Check Total:	494.70	
253497	03/28/2024	12375	DONOVAN, JANICE B.	A 9061.8000-90-000		494.70	
					Check Total:	494.70	
253498	03/28/2024	757	DOWD, NANCY S.	A 9061.8000-90-000		989.40	
					Check Total:	989.40	
253499	03/28/2024	758	DOWLING, JANET	A 9061.8000-90-000		494.70	
					Check Total:	494.70	
253500	03/28/2024	13061	DUFFY, CAROL A.	A 9061.8000-90-000		494.70	
					Check Total:	494.70	
253501	03/28/2024	13647	DURR, KAREN S.	A 9061.8000-90-000		989.40	
					Check Total:	989.40	
253502	03/28/2024	12443	EARL-HENNESSEY, PAULA	A 9061.8000-90-000		494.70	
					Check Total:	494.70	

PATCHOGUE-MEDFORD UFSD

Check Warrant Report For A - 93: Cash Disbursement- Medicare For Dates 3/1/2024 - 3/31/2024



Check #	Check Date	Vendor ID	Vendor Name	Account	PO Number	Check Amount	Liquidated
253503	03/28/2024	791	EBERT, LOUISE	A 9061.8000-90-000		494.70	
					Check Total:	494.70	
253504	03/28/2024	794	ECKARDT, LINDA	A 9061.8000-90-000		494.70	
					Check Total:	494.70	
253505	03/28/2024	13429	ECKSTEIN, MARY T.	A 9061.8000-90-000		692.40	
					Check Total:	692.40	
253506	03/28/2024	9657	EISENBERG, PATTY J.	A 9061.8000-90-000		989.40	
					Check Total:	989.40	
253507	03/28/2024	15169	ELLNER, KAREN G.	A 9061.8000-90-000		989.40	
					Check Total:	989.40	
253508	03/28/2024	7078	ESPOSITO, JOSEPH	A 9061.8000-90-000		989.10	
					Check Total:	989.10	
253509	03/28/2024	17184	ESPOSITO, LAWRENCE	A 9061.8000-90-000		494.70	
					Check Total:	494.70	
253510	03/28/2024	7940	EVANS, BARBARA S.	A 9061.8000-90-000		1,285.80	
					Check Total:	1,285.80	
253511	03/28/2024	12122	FALKNER, ALLISON	A 9061.8000-90-000		1,384.80	
					Check Total:	1,384.80	
253512	03/28/2024	15409	FELICE, SUSANNE	A 9061.8000-90-000		989.40	
					Check Total:	989.40	
253513	03/28/2024	13067	FERNANDEZ, VINCENT A.	A 9061.8000-90-000		989.40	
					Check Total:	989.40	

PATCHOGUE-MEDFORD UFSD

Check Warrant Report For A - 93: Cash Disbursement- Medicare For Dates 3/1/2024 - 3/31/2024



Check #	Check Date	Vendor ID	Vendor Name	Account	PO Number	Check Amount	Liquidated
253514 ✓	03/28/2024	9912	FICHTNER, ANNE ✓	A 9061.8000-90-000		692.40 ✓	
					Check Total:	692.40	
253515 ✓	03/28/2024	7398	FILIPPONE, MAUREEN C. ✓	A 9061.8000-90-000		494.70 ✓	
					Check Total:	494.70	
253516 ✓	03/28/2024	9108	FILOSA, JACQUELINE ✓	A 9061.8000-90-000		494.70 ✓	
					Check Total:	494.70	
253517 ✓	03/28/2024	7982	FLANAGAN, PATRICIA L. ✓	A 9061.8000-90-000		692.40 ✓	
					Check Total:	692.40	
253518 ✓	03/28/2024	936	FORD, AUDREY J. ✓	A 9061.8000-90-000		989.40 ✓	
					Check Total:	989.40	
253519 ✓	03/28/2024	13059	FOSDICK WILLIAM, CASTIGLIONE KRISTIN FOR W FOSDIC ✓	A 9061.8000-90-000		494.70 ✓	
					Check Total:	494.70	
253520 ✓	03/28/2024	9704	FOSTER, RONALD ✓	A 9061.8000-90-000		1,384.80 ✓	
					Check Total:	1,384.80	
253521 ✓	03/28/2024	13221	FOX, PATRICIA L. ✓	A 9061.8000-90-000		692.40 ✓	
					Check Total:	692.40	
253522 ✓	03/28/2024	7618	FRANK, R. JEANNETT ✓	A 9061.8000-90-000		989.40 ✓	
					Check Total:	989.40	
253523 ✓	03/28/2024	16085	FULCHER, JANET ✓	A 9061.8000-90-000		659.60 ✓	
					Check Total:	659.60	
253524 ✓	03/28/2024	14073	FUOCO, CARMELA ✓	A 9061.8000-90-000		989.40 ✓	

PATCHOGUE-MEDFORD UFSD

Check Warrant Report For A - 93: Cash Disbursement- Medicare For Dates 3/1/2024 - 3/31/2024



Check #	Check Date	Vendor ID	Vendor Name	Account	PO Number	Check Amount	Liquidated
253525 ✓	03/28/2024	7077	GALGANO, MADELYN ✓		Check Total:	989.40	
				A 9061.8000-90-000		494.70 ✓	
253526 ✓	03/28/2024	13600	GALLAGHER, LORRAINE ✓		Check Total:	494.70	
				A 9061.8000-90-000		494.70 ✓	
253527 ✓	03/28/2024	12779	GARNER, PATRICIA ✓		Check Total:	494.70	
				A 9061.8000-90-000		692.40 ✓	
253528 ✓	03/28/2024	17197	GERMAN, MARTHA R. ✓		Check Total:	692.40	
				A 9061.8000-90-000		494.70 ✓	
253529 ✓	03/28/2024	13654	GIACOBBE, MARYLOU ✓		Check Total:	494.70	
				A 9061.8000-90-000		989.40 ✓	
253530 ✓	03/28/2024	1008	GIANNONE, DEBORAH N. ✓		Check Total:	989.40	
				A 9061.8000-90-000		989.40 ✓	
253531 ✓	03/28/2024	17021	GIAQUINTO, DIANE P. ✓		Check Total:	989.40	
				A 9061.8000-90-000		989.40 ✓	
253532 ✓	03/28/2024	12113	GILHOOLEY PAULA. K ✓		Check Total:	989.40	
				A 9061.8000-90-000		494.70 ✓	
253533 ✓	03/28/2024	1024	GLICKSON, RONA ✓		Check Total:	494.70	
				A 9061.8000-90-000		1,384.80 ✓	
253534 ✓	03/28/2024	11567	LOIS W. GOELZ ✓		Check Total:	1,384.80	
				A 9061.8000-90-000		1,285.80 ✓	
253535 ✓	03/28/2024	13386	GOLDFARB, BARBARA ✓		Check Total:	1,285.80	
				A 9061.8000-90-000		989.40 ✓	

PATCHOGUE-MEDFORD UFSD

Check Warrant Report For A - 93: Cash Disbursement- Medicare For Dates 3/1/2024 - 3/31/2024



Check #	Check Date	Vendor ID	Vendor Name	Account	PO Number	Check Amount	Liquidated
253536	03/28/2024	10285	GOMES, PATRICIA	A 9061.8000-90-000	Check Total:	989.40	
253537	03/28/2024	7255	GONZALEZ, ELOY	A 9061.8000-90-000	Check Total:	989.40	
253538	03/28/2024	1057	GRACIA, AUGUSTANE	A 9061.8000-90-000	Check Total:	1,319.20	
253539	03/28/2024	13850	GRANIELLO, NANCY J.	A 9061.8000-90-000	Check Total:	1,319.20	
253540	03/28/2024	7281	GRASSO, SUZANNE.	A 9061.8000-90-000	Check Total:	494.70	
253541	03/28/2024	13372	GRECO, CHRISTOPHER F.	A 9061.8000-90-000	Check Total:	494.70	
253542	03/28/2024	9079	GREEN, PHILIP M.	A 9061.8000-90-000	Check Total:	989.40	
253543	03/28/2024	12114	GREENLEE, JAMES D.	A 9061.8000-90-000	Check Total:	989.40	
253544	03/28/2024	11950	GRIECO, ANNE F.	A 9061.8000-90-000	Check Total:	989.40	
253545	03/28/2024	8153	GRIMM, CAROL	A 9061.8000-90-000	Check Total:	494.70	
253546	03/28/2024	1078	GRIMM, THOMAS W.	A 9061.8000-90-000	Check Total:	494.70	
				A 9061.8000-90-000		989.40	

PATCHOGUE-MEDFORD UFSD

Check Warrant Report For A - 93: Cash Disbursement- Medicare For Dates 3/1/2024 - 3/31/2024



Check #	Check Date	Vendor ID	Vendor Name	Account	PO Number	Check Amount	Liquidated
253547	03/28/2024	1088	GUERRASIO, MARY A.	A 9061.8000-90-000	Check Total:	989.40	
253548	03/28/2024	15168	HAERR, JULIE ANNE	A 9061.8000-90-000	Check Total:	989.40	
253549	03/28/2024	1100	HAMBSCH, CHARLES C.	A 9061.8000-90-000	Check Total:	692.40	
253550	03/28/2024	8668	HAMBSCH, THERESIA	A 9061.8000-90-000	Check Total:	494.70	
253551	03/28/2024	10498	HANCOCK, NANCY	A 9061.8000-90-000	Check Total:	494.70	
253552	03/28/2024	17020	HANDLER, ANDREA	A 9061.8000-90-000	Check Total:	1,978.80	
253553	03/28/2024	12419	HAZAN, MATTHEW	A 9061.8000-90-000	Check Total:	494.70	
253554	03/28/2024	13063	HAZAN, SUSAN	A 9061.8000-90-000	Check Total:	989.10	
253555	03/28/2024	8927	HENDERSON, RICHARD B.	A 9061.8000-90-000	Check Total:	989.10	
253556	03/28/2024	1151	HERTLING, CHESTER ANNE	A 9061.8000-90-000	Check Total:	989.40	
253557	03/28/2024	12978	HILL, ELLEN M.	A 9061.8000-90-000	Check Total:	1,978.80	
				A 9061.8000-90-000		692.40	

PATCHOGUE-MEDFORD UFSD

Check Warrant Report For A - 93: Cash Disbursement- Medicare For Dates 3/1/2024 - 3/31/2024



Check #	Check Date	Vendor ID	Vendor Name	Account	PO Number	Check Amount	Liquidated
253558	03/28/2024	7948	HILL, RICHARD H.	A 9061.8000-90-000	Check Total:	692.40	
253559	03/28/2024	14224	HILL, SUZANNE	A 9061.8000-90-000	Check Total:	1,582.50	
253560	03/28/2024	1166	HOCTOR, MARTIN	A 9061.8000-90-000	Check Total:	989.40	
253561	03/28/2024	10689	HOFFMAN, PATRICIA	A 9061.8000-90-000	Check Total:	989.40	
253562	03/28/2024	17730	HOGAN, CAROLYN R	A 9061.8000-90-000	Check Total:	1,285.50	
253563	03/28/2024	1183	HONEY, JOHN E.	A 9061.8000-90-000	Check Total:	692.40	
253564	03/28/2024	13672	HOYT, PATRICIA	A 9061.8000-90-000	Check Total:	989.40	
253565	03/28/2024	11770	HUBBARD, JUDITH A.	A 9061.8000-90-000	Check Total:	989.40	
253566	03/28/2024	14853	HUGHES CUOZZO, JEANNE E.	A 9061.8000-90-000	Check Total:	494.70	
253567	03/28/2024	13216	HUGHES, DONALD G.	A 9061.8000-90-000	Check Total:	494.70	
253568	03/28/2024	8135	HURNEY, ANNE MARIE	A 9061.8000-90-000	Check Total:	494.70	

PATCHOGUE-MEDFORD UFSD

Check Warrant Report For A - 93: Cash Disbursement- Medicare For Dates 3/1/2024 - 3/31/2024



Check #	Check Date	Vendor ID	Vendor Name	Account	PO Number	Check Amount	Liquidated
253569	03/28/2024	12834	HYLLESTAD, SUSAN J.	A 9061.8000-90-000	Check Total:	494.70	
253570	03/28/2024	11731	ISACKSEN, JANICE	A 9061.8000-90-000	Check Total:	989.40	
253571	03/28/2024	15111	IUELLE, ROSARIO	A 9061.8000-90-000	Check Total:	494.70	
253572	03/28/2024	15856	JACOBS, JAN G.	A 9061.8000-90-000	Check Total:	989.40	
253573	03/28/2024	1278	JACOBSTEIN, BARBARA E.	A 9061.8000-90-000	Check Total:	2,769.60	
253574	03/28/2024	9462	JACOBY, MADELINE	A 9061.8000-90-000	Check Total:	692.40	
253575	03/28/2024	7866	JANSEN, JANET	A 9061.8000-90-000	Check Total:	3,363.00	
253576	03/28/2024	1307	JOHNSON, DONNA M.	A 9061.8000-90-000	Check Total:	989.40	
253577	03/28/2024	1313	JONES, FRANCES E.	A 9061.8000-90-000	Check Total:	494.70	
253578	03/28/2024	1314	JONES, GLORIA	A 9061.8000-90-000	Check Total:	494.70	
253579	03/28/2024	17832	JONES, MARY	A 9061.8000-90-000	Check Total:	494.70	
				A 9061.8000-90-000		692.40	

PATCHOGUE-MEDFORD UFSD



Check Warrant Report For A - 93: Cash Disbursement- Medicare For Dates 3/1/2024 - 3/31/2024

Check #	Check Date	Vendor ID	Vendor Name	Account	PO Number	Check Amount	Liquidated
253580	03/28/2024	8028	JORDAN, SARAH S.	A 9061.8000-90-000	Check Total:	692.40	
253581	03/28/2024	11285	JOYCE, GEORGE-ANNE	A 9061.8000-90-000	Check Total:	1,285.80	
253582	03/28/2024	14430	JULIAN, JAMES L.	A 9061.8000-90-000	Check Total:	494.70	
253583	03/28/2024	1323	KAHL, SUSAN A.	A 9061.8000-90-000	Check Total:	989.40	
253584	03/28/2024	12535	KALISH-BENNETT, JUDITH A.	A 9061.8000-90-000	Check Total:	692.40	
253585	03/28/2024	10517	KAVANDER, LANEL	A 9061.8000-90-000	Check Total:	989.40	
253586	03/28/2024	9614	KEARNEY, JUDITH W.	A 9061.8000-90-000	Check Total:	494.70	
253587	03/28/2024	7949	KEIGER, CAROLINE B. THE ESTATE OF	A 9061.8000-90-000	Check Total:	494.70	
253588	03/28/2024	7092	KELLY, THOMAS	A 9061.8000-90-000	Check Total:	1,978.80	
253589	03/28/2024	1336	KELSKEY, CRAIG	A 9061.8000-90-000	Check Total:	692.40	
253590	03/28/2024	9913	KINNEY, BRIGIDA	A 9061.8000-90-000	Check Total:	1,384.80	

PATCHOGUE-MEDFORD UFSD

Check Warrant Report For A - 93: Cash Disbursement- Medicare For Dates 3/1/2024 - 3/31/2024



Check #	Check Date	Vendor ID	Vendor Name	Account	PO Number	Check Amount	Liquidated
253591	03/28/2024	17759	KISS, LAURIE		Check Total:	1,384.80	
				A 9061.8000-90-000		494.70	
253592	03/28/2024	15600	KLAHN, MARK		Check Total:	494.70	
				A 9061.8000-90-000		494.70	
253593	03/28/2024	1354	KLEIN, DOROTHY		Check Total:	494.70	
				A 9061.8000-90-000		494.70	
253594	03/28/2024	8546	KOCH, PATRICIA		Check Total:	494.70	
				A 9061.8000-90-000		494.70	
253595	03/28/2024	7052	KOCIVAR, IRA L.		Check Total:	494.70	
				A 9061.8000-90-000		494.70	
253596	03/28/2024	17537	KOCIVAR, TERRY		Check Total:	494.70	
				A 9061.8000-90-000		494.70	
253597	03/28/2024	7843	KOPPLEMAN, FLORENCE		Check Total:	494.70	
				A 9061.8000-90-000		1,384.80	
253598	03/28/2024	1367	KOWELL, THOMAS		Check Total:	1,384.80	
				A 9061.8000-90-000		989.40	
253599	03/28/2024	7608	KRALL, GEORGE D.		Check Total:	989.40	
				A 9061.8000-90-000		1,582.50	
253600	03/28/2024	11866	KRAMER, KENNETH D.		Check Total:	1,582.50	
				A 9061.8000-90-000		989.40	
253601	03/28/2024	10343	KRAWIECKI, KATHLEEN M.		Check Total:	989.40	
				A 9061.8000-90-000		989.40	

PATCHOGUE-MEDFORD UFSD



Check Warrant Report For A - 93: Cash Disbursement- Medicare For Dates 3/1/2024 - 3/31/2024

Check #	Check Date	Vendor ID	Vendor Name	Account	PO Number	Check Amount	Liquidated
253602	03/28/2024	15087	KULAKOWSKI, PEGGY J.	A 9061.8000-90-000	Check Total:	989.40	
253603	03/28/2024	17538	LA BARBERA, LYNN A.	A 9061.8000-90-000	Check Total:	494.70	
253604	03/28/2024	13864	LABARBERA, CAROL	A 9061.8000-90-000	Check Total:	692.40	
253605	03/28/2024	13237	LABARBERA, KENNETH S.	A 9061.8000-90-000	Check Total:	989.10	
253606	03/28/2024	10083	LABARGE, CONRAD V	A 9061.8000-90-000	Check Total:	692.40	
253607	03/28/2024	13224	LABOWSKI, DOROTHY	A 9061.8000-90-000	Check Total:	989.40	
253608	03/28/2024	14987	LAGREGA, NANCY E.	A 9061.8000-90-000	Check Total:	1,285.80	
253609	03/28/2024	17389	LAMB, LIZBETH J.	A 9061.8000-90-000	Check Total:	494.70	
253610	03/28/2024	1396	LAMBERT, DENISE E.	A 9061.8000-90-000	Check Total:	494.70	
253611	03/28/2024	1399	LANDMAN, LINDA	A 9061.8000-90-000	Check Total:	989.10	
253612	03/28/2024	11293	LARSON, KENNETH J.	A 9061.8000-90-000	Check Total:	2,571.60	
						3,165.00	

PATCHOGUE-MEDFORD UFSD

Check Warrant Report For A - 93: Cash Disbursement- Medicare For Dates 3/1/2024 - 3/31/2024



Check #	Check Date	Vendor ID	Vendor Name	Account	PO Number	Check Amount	Liquidated
253613	03/28/2024	12328	LASKOWSKI, MARGARET	A 9061.8000-90-000	Check Total:	3,165.00	
						989.40	
253614	03/28/2024	9132	LAWLOR, DENNIS	A 9061.8000-90-000	Check Total:	989.40	
						989.10	
253615	03/28/2024	9114	LAWRENCE, IRENE S.	A 9061.8000-90-000	Check Total:	989.10	
						494.70	
253616	03/28/2024	12977	LEITCH, DIVINA	A 9061.8000-90-000	Check Total:	494.70	
						692.40	
253617	03/28/2024	6780	LIEVRE, ARTHUR J.	A 9061.8000-90-000	Check Total:	692.40	
						989.40	
253618	03/28/2024	8919	LINDSAY, PAULA R.	A 9061.8000-90-000	Check Total:	989.40	
						1,384.80	
253619	03/28/2024	17698	LINK, LINDA J.	A 9061.8000-90-000	Check Total:	1,384.80	
						989.40	
253620	03/28/2024	14292	LOFTUS, GLADYS C.	A 9061.8000-90-000	Check Total:	989.40	
						989.40	
253621	03/28/2024	14107	LOGIACCO, NICHOLAS	A 9061.8000-90-000	Check Total:	989.40	
						494.70	
253622	03/28/2024	1473	LOLLO, ELEANOR R.	A 9061.8000-90-000	Check Total:	494.70	
						1,582.50	
253623	03/28/2024	17524	LONG, MARGARET	A 9061.8000-90-000	Check Total:	1,582.50	
						494.70	

PATCHOGUE-MEDFORD UFSD



Check Warrant Report For A - 93: Cash Disbursement- Medicare For Dates 3/1/2024 - 3/31/2024

Check #	Check Date	Vendor ID	Vendor Name	Account	PO Number	Check Amount	Liquidated
253624	03/28/2024	17404	LOSHIAVO, CATHY ANN	A 9061.8000-90-000	Check Total:	494.70	
253625	03/28/2024	1506	LUNATI, CHRISTINE P.	A 9061.8000-90-000	Check Total:	692.40	
253626	03/28/2024	17820	MACARTHUR, SHARON	A 9061.8000-90-000	Check Total:	1,483.80	
253627	03/28/2024	13524	MACAVOY, ANDREW B.	A 9061.8000-90-000	Check Total:	494.70	
253628	03/28/2024	1522	MACRAE, LINDA D.	A 9061.8000-90-000	Check Total:	692.40	
253629	03/28/2024	11154	MACY, MARYANN	A 9061.8000-90-000	Check Total:	989.40	
253630	03/28/2024	1524	MAGGIACOMO, JOHN	A 9061.8000-90-000	Check Total:	494.70	
253631	03/28/2024	10029	MALER, CHARLES R.	A 9061.8000-90-000	Check Total:	494.70	
253632	03/28/2024	6558	MANCHIN, SCOTT	A 9061.8000-90-000	Check Total:	1,978.20	
253633	03/28/2024	17874	MANCUSO, PAULA	A 9061.8000-90-000	Check Total:	494.70	
253634	03/28/2024	7762	MANGOGNA, LIDIA	A 9061.8000-90-000	Check Total:	989.40	
				A 9061.8000-90-000		494.70	

PATCHOGUE-MEDFORD UFSD

Check Warrant Report For A - 93: Cash Disbursement- Medicare For Dates 3/1/2024 - 3/31/2024



Check #	Check Date	Vendor ID	Vendor Name	Account	PO Number	Check Amount	Liquidated
253635	03/28/2024	11295	MARSH, CECILE V	A 9061.8000-90-000	Check Total:	494.70	
253636	03/28/2024	2179	MATHOSIAN, STEPHANIE	A 9061.8000-90-000	Check Total:	494.70	
253637	03/28/2024	1560	MAUER, E. JEANNE	A 9061.8000-90-000	Check Total:	692.40	
253638	03/28/2024	1561	MAUER, RICHARD	A 9061.8000-90-000	Check Total:	494.70	
253639	03/28/2024	6692	MAVRAGIS, ADRIENNE S.	A 9061.8000-90-000	Check Total:	494.70	
253640	03/28/2024	1565	MAXWELL, THOMAS W.	A 9061.8000-90-000	Check Total:	1,384.80	
253641	03/28/2024	14764	MAYNARD, GREGG R.	A 9061.8000-90-000	Check Total:	989.40	
253642	03/28/2024	7279	MAYNARD, ROBIN E.	A 9061.8000-90-000	Check Total:	989.10	
253643	03/28/2024	9668	MC LAUGHLIN, MELINDA	A 9061.8000-90-000	Check Total:	989.10	
253644	03/28/2024	13623	McAdoo, Gary E.	A 9061.8000-90-000	Check Total:	1,452.20	
253645	03/28/2024	14893	MCCABE, MICHAEL T.	A 9061.8000-90-000	Check Total:	692.40	

PATCHOGUE-MEDFORD UFSD

Check Warrant Report For A - 93: Cash Disbursement- Medicare For Dates 3/1/2024 - 3/31/2024



Check #	Check Date	Vendor ID	Vendor Name	Account	PO Number	Check Amount	Liquidated
253646	03/28/2024	10639	MCDONNELL, CATHERINE		Check Total:	989.40	
				A 9061.8000-90-000		494.70	
253647	03/28/2024	14505	McGrath, Lorraine		Check Total:	494.70	
				A 9061.8000-90-000		989.40	
253648	03/28/2024	14801	MCGRATH, TIMOTHY A.		Check Total:	989.40	
				A 9061.8000-90-000		989.40	
253649	03/28/2024	13385	MCHUGH, JO ANN		Check Total:	989.40	
				A 9061.8000-90-000		494.70	
253650	03/28/2024	7844	MERRILL, MARY ANN		Check Total:	494.70	
				A 9061.8000-90-000		3,957.60	
253651	03/28/2024	17633	MESSINA, DOREEN		Check Total:	3,957.60	
				A 9061.8000-90-000		494.70	
253652	03/28/2024	5875	MILLER, MARCELLA		Check Total:	494.70	
				A 9061.8000-90-000		989.40	
253653	03/28/2024	8263	MILLS, JOHN J.		Check Total:	989.40	
				A 9061.8000-90-000		494.70	
253654	03/28/2024	10078	MITA, SARA MARIE		Check Total:	494.70	
				A 9061.8000-90-000		3,165.00	
253655	03/28/2024	15787	MOHLMANN, MARY		Check Total:	3,165.00	
				A 9061.8000-90-000		989.40	
253656	03/28/2024	8125	MONTEMURRO, VICTOR		Check Total:	989.40	
				A 9061.8000-90-000		692.40	

PATCHOGUE-MEDFORD UFSD

Check Warrant Report For A - 93: Cash Disbursement- Medicare For Dates 3/1/2024 - 3/31/2024



Check #	Check Date	Vendor ID	Vendor Name	Account	PO Number	Check Amount	Liquidated
253657	03/28/2024	1667	MONTENARE, KATHRYN	A 9061.8000-90-000	Check Total:	692.40	
253658	03/28/2024	1669	MONTHEARD, ROBERT J.	A 9061.8000-90-000	Check Total:	989.10	
253659	03/28/2024	14223	MONZILLO, GERI M.	A 9061.8000-90-000	Check Total:	989.10	
253660	03/28/2024	11988	MOORE, MARY M.	A 9061.8000-90-000	Check Total:	989.40	
253661	03/28/2024	8907	MORAN, JOANN	A 9061.8000-90-000	Check Total:	989.40	
253662	03/28/2024	8800	MULLER, MARIA	A 9061.8000-90-000	Check Total:	3,957.60	
253663	03/28/2024	10755	MUNFORD, MONTE L.	A 9061.8000-90-000	Check Total:	3,957.60	
253664	03/28/2024	7531	MURRAY, PATRICK J.	A 9061.8000-90-000	Check Total:	494.70	
253665	03/28/2024	8944	NADRAMIA, GERALDINE	A 9061.8000-90-000	Check Total:	494.70	
253666	03/28/2024	15088	NAVA, JOSEPH	A 9061.8000-90-000	Check Total:	7,912.80	
253667	03/28/2024	6842	NELSON, MELANIE	A 9061.8000-90-000	Check Total:	7,912.80	
						692.40	
						494.70	
						494.70	
						989.40	
						989.40	
						494.70	
						494.70	
						494.70	
						989.40	
						989.40	

PATCHOGUE-MEDFORD UFSD

Check Warrant Report For A - 93: Cash Disbursement- Medicare For Dates 3/1/2024 - 3/31/2024



Check #	Check Date	Vendor ID	Vendor Name	Account	PO Number	Check Amount	Liquidated
253668	03/28/2024	12418	NEWBERGER, HENRY	A 9061.8000-90-000	Check Total:	989.40	
253669	03/28/2024	13482	NICHOLS DAVID M.	A 9061.8000-90-000	Check Total:	1,285.50	
253670	03/28/2024	15274	NOLAN FULLER, CATHERINE	A 9061.8000-90-000	Check Total:	989.40	
253671	03/28/2024	12696	NOSTRAMO, FRANK L.	A 9061.8000-90-000	Check Total:	494.70	
253672	03/28/2024	1798	NUDO, ALICE A.	A 9061.8000-90-000	Check Total:	494.70	
253673	03/28/2024	7326	O'CAME, KENNETH	A 9061.8000-90-000	Check Total:	494.70	
253674	03/28/2024	15726	O'NEILL BRIAN J.	A 9061.8000-90-000	Check Total:	494.70	
253675	03/28/2024	6548	OBERT-THORN, MARILYN	A 9061.8000-90-000	Check Total:	989.40	
253676	03/28/2024	17613	OGILVIE, PATRICIA	A 9061.8000-90-000	Check Total:	989.10	
253677	03/28/2024	15441	OKUN, ARTHUR C.	A 9061.8000-90-000	Check Total:	2,769.60	
253678	03/28/2024	9612	OLINGER, CATHERINE E.	A 9061.8000-90-000	Check Total:	1,582.50	
				A 9061.8000-90-000		494.70	

PATCHOGUE-MEDFORD UFSD

Check Warrant Report For A - 93: Cash Disbursement- Medicare For Dates 3/1/2024 - 3/31/2024



Check #	Check Date	Vendor ID	Vendor Name	Account	PO Number	Check Amount	Liquidated
253679	03/28/2024	1862	OLIVA, FRANK	A 9061.8000-90-000	Check Total:	494.70	
253680	03/28/2024	14854	ONEIL, PATRICIA A.	A 9061.8000-90-000	Check Total:	989.40	
253681	03/28/2024	13625	ORLOWSKI, KAREL	A 9061.8000-90-000	Check Total:	989.10	
253682	03/28/2024	13212	OSHEA, MARY F.	A 9061.8000-90-000	Check Total:	3,957.60	
253683	03/28/2024	10475	OSHIRO, MARY	A 9061.8000-90-000	Check Total:	3,957.60	
253684	03/28/2024	11639	OSTERMEIER, MARJORIE	A 9061.8000-90-000	Check Total:	494.70	
253685	03/28/2024	15172	PAINO, CHRISTINA	A 9061.8000-90-000	Check Total:	494.70	
253686	03/28/2024	11303	PALERMO, ROBERT L.	A 9061.8000-90-000	Check Total:	2,913.60	
253687	03/28/2024	15468	PANNIZZO, IRIS	A 9061.8000-90-000	Check Total:	2,913.60	
253688	03/28/2024	17158	PANNULLO, MARIE	A 9061.8000-90-000	Check Total:	1,582.50	
253689	03/28/2024	10608	PAPPAS, RICHARD	A 9061.8000-90-000	Check Total:	1,582.50	
					Check Total:	1,384.80	
					Check Total:	1,384.80	
					Check Total:	494.70	
					Check Total:	494.70	
					Check Total:	494.70	

PATCHOGUE-MEDFORD UFSD



Check Warrant Report For A - 93: Cash Disbursement- Medicare For Dates 3/1/2024 - 3/31/2024

Check #	Check Date	Vendor ID	Vendor Name	Account	PO Number	Check Amount	Liquidated
253690	03/28/2024	12640	PARSONS, WILLIAM A.	A 9061.8000-90-000	Check Total:	494.70	
253691	03/28/2024	7310	PASTRICH, LINDA	A 9061.8000-90-000	Check Total:	494.70	
253692	03/28/2024	12605	PAXSON, SHERYL	A 9061.8000-90-000	Check Total:	3,165.00	
253693	03/28/2024	14083	PEARLMAN, LINDA F.	A 9061.8000-90-000	Check Total:	494.70	
253694	03/28/2024	12440	PELLEGRINO-DAVIS, JOSEPHINE	A 9061.8000-90-000	Check Total:	989.10	
253695	03/28/2024	8107	PENNA, ANN M.	A 9061.8000-90-000	Check Total:	989.10	
253696	03/28/2024	13810	PERNOT, ELIZABETH	A 9061.8000-90-000	Check Total:	692.40	
253697	03/28/2024	10801	PESCE, HENRY J.	A 9061.8000-90-000	Check Total:	692.40	
253698	03/28/2024	1953	PETRUCELLI, JOHN	A 9061.8000-90-000	Check Total:	1,978.80	
253699	03/28/2024	10336	PICKFORD, LINDA 1	A 9061.8000-90-000	Check Total:	989.40	
253700	03/28/2024	1962	PILGER, DEBRA	A 9061.8000-90-000	Check Total:	989.40	

PATCHOGUE-MEDFORD UFSD

Check Warrant Report For A - 93: Cash Disbursement- Medicare For Dates 3/1/2024 - 3/31/2024



Check #	Check Date	Vendor ID	Vendor Name	Account	PO Number	Check Amount	Liquidated
253701	03/28/2024	12976	POLLACK, KAREN M.	A 9061.8000-90-000	Check Total:	989.40	
253702	03/28/2024	1981	POLLITT, ELIZABETH F.	A 9061.8000-90-000	Check Total:	1,978.20	
253703	03/28/2024	10255	POPAL, THERESA	A 9061.8000-90-000	Check Total:	1,582.50	
253704	03/28/2024	7647	POULOS, ANTONIA	A 9061.8000-90-000	Check Total:	1,582.50	
253705	03/28/2024	12331	PRESTON, MARSHA A.	A 9061.8000-90-000	Check Total:	494.70	
253706	03/28/2024	13667	PRIEST, MARY ANN	A 9061.8000-90-000	Check Total:	2,571.60	
253707	03/28/2024	2031	PUJDAK, EILEEN	A 9061.8000-90-000	Check Total:	1,582.50	
253708	03/28/2024	13890	PULEO, SHERRY J.	A 9061.8000-90-000	Check Total:	1,384.80	
253709	03/28/2024	11863	PURCELL, JOSEPH G.	A 9061.8000-90-000	Check Total:	494.70	
253710	03/28/2024	15214	QUINN, GAYLE	A 9061.8000-90-000	Check Total:	494.70	
253711	03/28/2024	10955	QUINN, MARGARET	A 9061.8000-90-000	Check Total:	989.40	

PATCHOGUE-MEDFORD UFSD

Check Warrant Report For A - 93: Cash Disbursement- Medicare For Dates 3/1/2024 - 3/31/2024



Check #	Check Date	Vendor ID	Vendor Name	Account	PO Number	Check Amount	Liquidated
253712	03/28/2024	13523	RABIN, MARTHA		Check Total:	989.40	
				A 9061.8000-90-000		989.10	
253713	03/28/2024	2053	RADOULOVITCH, SUSAN A.		Check Total:	989.10	
				A 9061.8000-90-000		989.40	
253714	03/28/2024	8610	RAIS-VAN FLORCKE, CLAUDIA		Check Total:	989.40	
				A 9061.8000-90-000		692.40	
253715	03/28/2024	2063	RANDAZZO, CATHERINE A		Check Total:	692.40	
				A 9061.8000-90-000		989.10	
253716	03/28/2024	2064	RANDAZZO, PETER		Check Total:	989.10	
				A 9061.8000-90-000		989.10	
253717	03/28/2024	2070	RAYMOND, MICHAEL		Check Total:	989.10	
				A 9061.8000-90-000		494.70	
253718	03/28/2024	8266	READ, HENRY P.		Check Total:	494.70	
				A 9061.8000-90-000		494.70	
253719	03/28/2024	14327	READ, LUISE M.		Check Total:	494.70	
				A 9061.8000-90-000		494.70	
253720	03/28/2024	17143	REID, JOANNE		Check Total:	494.70	
				A 9061.8000-90-000		989.40	
253721	03/28/2024	9461	REIFSNYDER, ROBERT H.		Check Total:	989.40	
				A 9061.8000-90-000		989.40	
253722	03/28/2024	9167	REILLY, KAREN		Check Total:	989.40	
				A 9061.8000-90-000		989.10	

PATCHOGUE-MEDFORD UFSD

Check Warrant Report For A - 93: Cash Disbursement- Medicare For Dates 3/1/2024 - 3/31/2024



Check #	Check Date	Vendor ID	Vendor Name	Account	PO Number	Check Amount	Liquidated
253723	03/28/2024	17632	REILLY-KELLER, THERESA M	A 9061.8000-90-000	Check Total:	989.10	
						494.70	
253724	03/28/2024	2095	REUTZEL, CONNIE L.	A 9061.8000-90-000	Check Total:	494.70	
						989.10	
253725	03/28/2024	15477	RICCHI, PHYLLIS A.	A 9061.8000-90-000	Check Total:	989.10	
						989.10	
253726	03/28/2024	11730	RIGHTMIRE, VICTORIA L.	A 9061.8000-90-000	Check Total:	989.10	
						494.70	
253727	03/28/2024	15952	RILEY, JOSEPH W.	A 9061.8000-90-000	Check Total:	494.70	
						1,978.80	
253728	03/28/2024	12166	RISCH, LYNN A	A 9061.8000-90-000	Check Total:	1,978.80	
						989.40	
253729	03/28/2024	13379	RIZZO JR., ANTHONY L.	A 9061.8000-90-000	Check Total:	989.40	
						989.40	
253730	03/28/2024	2123	ROBERTACCIO, BARBARA A.	A 9061.8000-90-000	Check Total:	989.40	
						692.40	
253731	03/28/2024	13262	ROBINSON, GLORIA J	A 9061.8000-90-000	Check Total:	692.40	
						494.70	
253732	03/28/2024	11741	ROSARIO, DIONNA B	A 9061.8000-90-000	Check Total:	494.70	
						494.70	
253733	03/28/2024	6551	ROSENBLATT, HARRIET	A 9061.8000-90-000	Check Total:	494.70	
						494.70	

PATCHOGUE-MEDFORD UFSD

Check Warrant Report For A - 93: Cash Disbursement- Medicare For Dates 3/1/2024 - 3/31/2024



Check #	Check Date	Vendor ID	Vendor Name	Account	PO Number	Check Amount	Liquidated
253734	03/28/2024	11429	ROSS BARBARA	A 9061.8000-90-000	Check Total:	494.70	
253735	03/28/2024	11861	ROSSI, CAROLINE	A 9061.8000-90-000	Check Total:	494.70	
253736	03/28/2024	2146	ROSSI, FRANK	A 9061.8000-90-000	Check Total:	494.70	
253737	03/28/2024	17779	ROSSMAN, BARBARA	A 9061.8000-90-000	Check Total:	692.40	
253738	03/28/2024	11382	ROTHE SUSAN	A 9061.8000-90-000	Check Total:	692.40	
253739	03/28/2024	12423	RUBINO, JOSEPHINE M.	A 9061.8000-90-000	Check Total:	1,285.80	
253740	03/28/2024	11573	BARBARA L. RUNKEL	A 9061.8000-90-000	Check Total:	1,285.80	
253741	03/28/2024	10163	RUNKEL, JOEL T.	A 9061.8000-90-000	Check Total:	989.40	
253742	03/28/2024	12410	RUSSANO, MICHAEL J. THE ESTATE OF	A 9061.8000-90-000	Check Total:	989.40	
253743	03/28/2024	2161	RUSSO, ARLENE	A 9061.8000-90-000	Check Total:	1,681.50	
253744	03/28/2024	9719	RUSSO, JUNE	A 9061.8000-90-000	Check Total:	1,681.50	

void

PATCHOGUE-MEDFORD UFSD

Check Warrant Report For A - 93: Cash Disbursement- Medicare For Dates 3/1/2024 - 3/31/2024



Check #	Check Date	Vendor ID	Vendor Name	Account	PO Number	Check Amount	Liquidated
253745	03/28/2024	13646	RYAN, HILDA A.	A 9061.8000-90-000	Check Total:	494.70	
253746	03/28/2024	11575	VIRGINIA A. RYAN	A 9061.8000-90-000	Check Total:	989.40	
253747	03/28/2024	2168	RYDER, ELEANOR J.	A 9061.8000-90-000	Check Total:	1,582.50	
253748	03/28/2024	2178	SABATINO, JOYCE A.	A 9061.8000-90-000	Check Total:	692.40	
253749	03/28/2024	2182	SACKSTEIN, CAROLYN SUE	A 9061.8000-90-000	Check Total:	989.10	
253750	03/28/2024	15738	SANTO, DEBRA	A 9061.8000-90-000	Check Total:	1,978.20	
253751	03/28/2024	12047	SAYER, MARY CAROL	A 9061.8000-90-000	Check Total:	989.40	
253752	03/28/2024	14273	SCHAEFER, LINDA J.	A 9061.8000-90-000	Check Total:	494.70	
253753	03/28/2024	10307	SCHARPEGER, MARTHA	A 9061.8000-90-000	Check Total:	989.40	
253754	03/28/2024	7648	SCHILIRO, RICHARD	A 9061.8000-90-000	Check Total:	494.70	
253755	03/28/2024	2216	SCHMIDT, CAROL	A 9061.8000-90-000	Check Total:	1,384.80	
				A 9061.8000-90-000		1,285.80	

PATCHOGUE-MEDFORD UFSD



Check Warrant Report For A - 93: Cash Disbursement- Medicare For Dates 3/1/2024 - 3/31/2024

Check #	Check Date	Vendor ID	Vendor Name	Account	PO Number	Check Amount	Liquidated
253756	03/28/2024	2236	SCHULTZ, MARIE M.	A 9061.8000-90-000	Check Total:	1,285.80	
253757	03/28/2024	6552	SCHWARZSCHILD, LILIANE	A 9061.8000-90-000	Check Total:	989.40	
253758	03/28/2024	8425	SCONONE, ROBERT	A 9061.8000-90-000	Check Total:	1,582.50	
253759	03/28/2024	13238	SCOTT, EILEEN	A 9061.8000-90-000	Check Total:	1,285.80	
253760	03/28/2024	2272	SEEBAUGH, DIANNA	A 9061.8000-90-000	Check Total:	692.40	
253761	03/28/2024	6904	SEGELSKI, ANTHONY	A 9061.8000-90-000	Check Total:	692.40	
253762	03/28/2024	7113	SEGELSKI, SUSAN	A 9061.8000-90-000	Check Total:	692.40	
253763	03/28/2024	11959	SEKINE, ELLEN	A 9061.8000-90-000	Check Total:	989.40	
253764	03/28/2024	2282	SERAFINI, MARIA	A 9061.8000-90-000	Check Total:	3,165.00	
253765	03/28/2024	8040	SHAFFER, GAIL T.	A 9061.8000-90-000	Check Total:	1,582.50	
253766	03/28/2024	2287	SHERIDAN, PHILIP J. JR.	A 9061.8000-90-000	Check Total:	494.70	

PATCHOGUE-MEDFORD UFSD

Check Warrant Report For A - 93: Cash Disbursement- Medicare For Dates 3/1/2024 - 3/31/2024



Check #	Check Date	Vendor ID	Vendor Name	Account	PO Number	Check Amount	Liquidated
253767	03/28/2024	17706	SIEBER, SUSAN		Check Total:	494.70	
				A 9061.8000-90-000		494.70	
253768	03/28/2024	7075	SIEGEL, ELLEN R.		Check Total:	494.70	
				A 9061.8000-90-000		494.70	
253769	03/28/2024	16218	SILADY, GERALDINE		Check Total:	494.70	
				A 9061.8000-90-000		494.70	
253770	03/28/2024	17314	SILHAN, JOSEPH		Check Total:	494.70	
				A 9061.8000-90-000		989.40	
253771	03/28/2024	6437	SILVERMAN, MYRON M.		Check Total:	989.40	
				A 9061.8000-90-000		692.40	
253772	03/28/2024	8265	SOLOMON, STANLEY		Check Total:	692.40	
				A 9061.8000-90-000		989.40	
253773	03/28/2024	14647	SPAETH, CORY L.		Check Total:	989.40	
				A 9061.8000-90-000		692.40	
253774	03/28/2024	12639	SRIBNICK, EILEEN A.		Check Total:	692.40	
				A 9061.8000-90-000		2,571.00	
253775	03/28/2024	2390	STAHL, ARTHUR P.		Check Total:	2,571.00	
				A 9061.8000-90-000		989.40	
253776	03/28/2024	11712	STAHL, SUSAN J.		Check Total:	989.40	
				A 9061.8000-90-000		989.40	
253777	03/28/2024	2391	STAMPOULIS, EILEEN		Check Total:	989.40	
				A 9061.8000-90-000		989.40	

PATCHOGUE-MEDFORD UFSD

Check Warrant Report For A - 93: Cash Disbursement- Medicare For Dates 3/1/2024 - 3/31/2024



Check #	Check Date	Vendor ID	Vendor Name	Account	PO Number	Check Amount	Liquidated
253778	03/28/2024	15636	STAVDAL, PATRICIA A.	A 9061.8000-90-000	Check Total:	989.40	
253779	03/28/2024	11865	STEINHOFF, MICHAEL	A 9061.8000-90-000	Check Total:	494.70	
253780	03/28/2024	8506	STRASSBERG, DONALD M.	A 9061.8000-90-000	Check Total:	989.10	
253781	03/28/2024	10265	STUART, MARIE	A 9061.8000-90-000	Check Total:	989.10	
253782	03/28/2024	13373	STURM, NANCY E.	A 9061.8000-90-000	Check Total:	1,582.50	
253783	03/28/2024	2467	SULLIVAN, ANN	A 9061.8000-90-000	Check Total:	1,582.50	
253784	03/28/2024	13887	SULLIVAN, BRIAN J.	A 9061.8000-90-000	Check Total:	692.40	
253785	03/28/2024	2468	SULLIVAN, WILLIAM J.	A 9061.8000-90-000	Check Total:	692.40	
253786	03/28/2024	2469	SULLIVAN, WILLIAM R.	A 9061.8000-90-000	Check Total:	692.40	
253787	03/28/2024	2470	SUMMERS, KATRIN	A 9061.8000-90-000	Check Total:	692.40	
253788	03/28/2024	8583	SWEENEY, RICHARD	A 9061.8000-90-000	Check Total:	1,978.80	
					Check Total:	1,978.80	
					Check Total:	494.70	
					Check Total:	494.70	
					Check Total:	494.70	
					Check Total:	1,582.50	
					Check Total:	1,582.50	
					Check Total:	692.40	
					Check Total:	692.40	
					Check Total:	1,384.80	

PATCHOGUE-MEDFORD UFSD

Check Warrant Report For A - 93: Cash Disbursement- Medicare For Dates 3/1/2024 - 3/31/2024



Check #	Check Date	Vendor ID	Vendor Name	Account	PO Number	Check Amount	Liquidated
253789	03/28/2024	10989	TADDEI, MARIANNE		Check Total:	1,384.80	
				A 9061.8000-90-000		824.50	
253790	03/28/2024	2506	TAURIELLO, RONALD L.		Check Total:	824.50	
				A 9061.8000-90-000		1,978.80	
253791	03/28/2024	17803	TAYLOR, JACQUELINE R.		Check Total:	1,978.80	
				A 9061.8000-90-000		494.70	
253792	03/28/2024	14645	TELLER, ROSEMARY		Check Total:	494.70	
				A 9061.8000-90-000		989.40	
253793	03/28/2024	6778	THODEN, MICHELLE		Check Total:	989.40	
				A 9061.8000-90-000		494.70	
253794	03/28/2024	14072	TICE, LYNDIA		Check Total:	494.70	
				A 9061.8000-90-000		692.40	
253795	03/28/2024	13220	TIMMINS, KATHLEEN M.		Check Total:	692.40	
				A 9061.8000-90-000		692.40	
253796	03/28/2024	10168	TITO, PAULA		Check Total:	692.40	
				A 9061.8000-90-000		692.40	
253797	03/28/2024	12313	TOWNEND, MARY J.		Check Total:	692.40	
				A 9061.8000-90-000		989.40	
253798	03/28/2024	5868	TOY, EILEEN		Check Total:	989.40	
				A 9061.8000-90-000		824.20	
253799	03/28/2024	7214	TROMBINO, DONNA		Check Total:	824.20	
				A 9061.8000-90-000		692.40	

PATCHOGUE-MEDFORD UFSD

Check Warrant Report For A - 93: Cash Disbursement- Medicare For Dates 3/1/2024 - 3/31/2024



Check #	Check Date	Vendor ID	Vendor Name	Account	PO Number	Check Amount	Liquidated
253800	03/28/2024	14114	TRUEMAN, JOLIE M.	A 9061.8000-90-000	Check Total:	692.40	
253801	03/28/2024	14295	TUTHILL, FRANK L. JR.	A 9061.8000-90-000	Check Total:	989.40	
253802	03/28/2024	12801	TYLER, BARBARA	A 9061.8000-90-000	Check Total:	989.40	
253803	03/28/2024	14855	UDAVCHAK, RAYMOND M.	A 9061.8000-90-000	Check Total:	6,330.00	
253804	03/28/2024	11641	VANLINDT, KATHLEEN M.	A 9061.8000-90-000	Check Total:	494.70	
253805	03/28/2024	2704	VELEZ, BETTY	A 9061.8000-90-000	Check Total:	1,384.80	
253806	03/28/2024	2707	VENTURA, MICHAEL A.	A 9061.8000-90-000	Check Total:	2,769.60	
253807	03/28/2024	17187	VESEY, STEVEN	A 9061.8000-90-000	Check Total:	692.40	
253808	03/28/2024	6557	VISCONTI, DANIEL	A 9061.8000-90-000	Check Total:	1,285.80	
253809	03/28/2024	10207	VOLK, KAREN	A 9061.8000-90-000	Check Total:	989.40	
253810	03/28/2024	14356	VOLKOMMER, CANDYCE M.	A 9061.8000-90-000	Check Total:	2,769.60	

PATCHOGUE-MEDFORD UFSD

Check Warrant Report For A - 93: Cash Disbursement- Medicare For Dates 3/1/2024 - 3/31/2024



Check #	Check Date	Vendor ID	Vendor Name	Account	PO Number	Check Amount	Liquidated
253811	03/28/2024	2719	VOLKOMMER, PATRICK	A 9061.8000-90-000	Check Total:	2,769.60	
253812	03/28/2024	9916	WADE, IRMA	A 9061.8000-90-000	Check Total:	494.70	
253813	03/28/2024	2728	JOHN WAIDE	A 9061.8000-90-000	Check Total:	494.70	
253814	03/28/2024	14685	WALDO, LINDA T.	A 9061.8000-90-000	Check Total:	989.40	
253815	03/28/2024	17594	WALSH, ALICIA	A 9061.8000-90-000	Check Total:	989.40	
253816	03/28/2024	9906	WALTERS, NOREEN	A 9061.8000-90-000	Check Total:	494.70	
253817	03/28/2024	17155	WATKINS, CLARE L.	A 9061.8000-90-000	Check Total:	494.70	
253818	03/28/2024	2752	WECERA, EDWARD	A 9061.8000-90-000	Check Total:	1,055.00	
253819	03/28/2024	17843	WEINFELD PACIOREK, DEBORAH	A 9061.8000-90-000	Check Total:	1,582.50	
253820	03/28/2024	10528	WEISMAN, GENIE	A 9061.8000-90-000	Check Total:	1,384.80	
253821	03/28/2024	12780	WELCH, LINDA S.	A 9061.8000-90-000	Check Total:	494.70	

PATCHOGUE-MEDFORD UFSD

Check Warrant Report For A - 93: Cash Disbursement- Medicare For Dates 3/1/2024 - 3/31/2024



Check #	Check Date	Vendor ID	Vendor Name	Account	PO Number	Check Amount	Liquidated
253822	03/28/2024	12326	WELSCH, VERNABELLE C.	A 9061.8000-90-000	Check Total:	494.70	
253823	03/28/2024	15410	WESSEL, DIANE T.	A 9061.8000-90-000	Check Total:	494.70	
253824	03/28/2024	12429	WILLIS, JULIUS JR.	A 9061.8000-90-000	Check Total:	494.70	
253825	03/28/2024	7445	WILSON, STEVE W.	A 9061.8000-90-000	Check Total:	989.40	
253826	03/28/2024	14512	WISNOSKI, MARIA J.	A 9061.8000-90-000	Check Total:	1,384.80	
253827	03/28/2024	10079	WITMER, KENNETH F	A 9061.8000-90-000	Check Total:	494.70	
253828	03/28/2024	15720	WOLF, KIM	A 9061.8000-90-000	Check Total:	989.40	
253829	03/28/2024	10756	WORTHINGTON, ADELE..	A 9061.8000-90-000	Check Total:	494.70	
253830	03/28/2024	12649	WRINKLE, SUSAN M.	A 9061.8000-90-000	Check Total:	989.40	
253831	03/28/2024	13529	WYGAND, DIANA B.	A 9061.8000-90-000	Check Total:	692.40	
253832	03/28/2024	9217	YARRINGTON, ARTHUR	A 9061.8000-90-000	Check Total:	494.70	

PATCHOGUE-MEDFORD UFSD

Check Warrant Report For A - 93: Cash Disbursement- Medicare For Dates 3/1/2024 - 3/31/2024



Check #	Check Date	Vendor ID	Vendor Name	Account	PO Number	Check Amount	Liquidated
253833	03/28/2024	15218	YNGSTROM, RICHARD A.		Check Total:	494.70	
				A 9061.8000-90-000		494.70	
253834	03/28/2024	13722	YOUNG, GEORGIA		Check Total:	494.70	
				A 9061.8000-90-000		494.70	
253835	03/28/2024	7050	ZAKOWOROTNY, CHRISTINE		Check Total:	494.70	
				A 9061.8000-90-000		989.10	
253836	03/28/2024	9600	ZARCONE, ROSE		Check Total:	989.10	
				A 9061.8000-90-000		494.70	
253837	03/28/2024	7765	ZEBROWSKI, JANE G.		Check Total:	494.70	
				A 9061.8000-90-000		2,769.60	
253838	03/28/2024	2861	ZEIDLER, LOREN LO.		Check Total:	2,769.60	
				A 9061.8000-90-000		989.40	
253839	03/28/2024	2865	ZINNA, FRANCES		Check Total:	989.40	
				A 9061.8000-90-000		989.40	
253840	03/28/2024	10416	ZUSTOVICH, ALVINA		Check Total:	989.40	
				A 9061.8000-90-000		494.70	
					Check Total:	494.70	

PATCHOGUE-MEDFORD UFSD

Check Warrant Report For A - 93: Cash Disbursement- Medicare For Dates 3/1/2024 - 3/31/2024



Check #	Check Date	Vendor ID	Vendor Name	Account	PO Number	Check Amount	Liquidated
Number of Transactions: 459					Warrant Total:	459,570.50	
					Vendor Portion:	459,570.50	

Certification of Warrant

To The District Treasurer: I hereby certify that I have verified the above claims, 459 in number, in the total amount of \$459,570.50. You are hereby authorized and directed to pay to the claimants certified above the amount of each claim allowed and charge each to the proper fund.

3-25-24 Adriane Brower Claims Auditor
 Date Signature Title
 Nancy Hoogstra Alternate Claims Auditor

PATCHOGUE-MEDFORD UFSD

Check Warrant Report For A - 97: Cash Disbursement- 3/12/24 For Dates 3/6/2024 - 3/31/2024



Check #	Check Date	Vendor ID	Vendor Name	Account	PO Number	Check Amount	Liquidated
253841 ✓	03/12/2024	12292	4IMPRINT ✓	A 2110.4500-37-000	277229 ✓	711.40 ✓	711.40
Check Total:						711.40	
253842 ✓	03/12/2024	13756	A PLUS ALL SUBJECTS TUTORING ✓	A 2250.4490-90-000	276326 ✓	5,304.00 ✓	5,304.00
Check Total:						5,304.00	
253843 ✓	03/12/2024	8	A. T. & T. ✓	A 1620.4780-90-000	273494 ✓	79.18 ✓	79.18
Check Total:						79.18	
253844 ✓	03/12/2024	9501	ADVANCE SOUND COMPANY ✓	A 1680.2000-90-000	273219 ✓	24,000.00 ✓	24,000.00
				A 2630.2022-90-000	273219	24,000.00 ✓	24,000.00
Check Total:						48,000.00	
253845 ✓	03/12/2024	14700	AHOLD FINANCIAL SERVICES ✓	A 2250.4500-27-000	274181 ✓	116.59 ✓	116.59
				A 2250.4500-37-000	274181 ✓	21.97 ✓	21.97
Check Total:						138.56	
253846 ✓	03/12/2024	94	ALL POINTS BUS UPHOLSTERY ✓	A 5510.4690-90-000	274215 ✓	137.95 ✓	137.95
				A 5510.4690-90-000	274215 ✓	17.96 ✓	17.96
Check Total:						155.91	
253847 ✓	03/12/2024	17740	AMAZON CAPITAL SERVICES, INC. ✓	A 2111.4500-37-000	276942 ✓	360.39 ✓	360.39
				A 2110.4500-01-000	277431 ✓	19.98 ✓	19.98
				A 2021.4500-90-EHU	277084 ✓	1.99 ✓	1.99
				A 2117.4500-26-000	276986 ✓	43.99 ✓	43.99
				A 1680.4500-90-000	277435 ✓	21.90 ✓	21.90
				A 2020.4500-04-000	276974 ✓	1,064.65 ✓	1,064.65
				A 2121.4500-37-000	277144 ✓	3,440.40 ✓	3,440.40
				A 2810.4500-37-000	277326 ✓	8.36 ✓	8.36
				A 7310.4500-90-000	277385 ✓	325.40 ✓	325.40
				A 2020.4500-07-000	276802 ✓	47.92 ✓	47.92
				A 2250.4500-26-000	276757 ✓	29.91 ✓	29.91



PATCHOGUE-MEDFORD UFSD



Check Warrant Report For A - 97: Cash Disbursement- 3/12/24 For Dates 3/6/2024 - 3/31/2024

Check #	Check Date	Vendor ID	Vendor Name	Account	PO Number	Check Amount	Liquidated
				A 2111.4500-37-000	276942 ✓	63.99 ✓	63.99
				A 2021.4500-90-EHU	277084 ✓	336.06 ✓	336.06
				A 2117.4500-26-000	276986 ✓	278.24 ✓	278.24
				A 2020.4500-04-000	276974 ✓	-68.02 ✓	0.00
				A 2121.4500-37-000	277144 ✓	1,539.30 ✓	1,649.05
				A 2810.4500-90-000	277326 ✓	263.00 ✓	263.00
				A 7310.4500-90-000	277385 ✓	15.98 ✓	15.98
				A 2110.4500-07-000	276802 ✓	10.34 ✓	10.34
				A 2111.4500-37-000	276942 ✓	61.68 ✓	61.68
				A 2020.4500-04-000	276974 ✓	-55.03 ✓	0.00
				A 2020.4500-07-000	276802 ✓	189.32 ✓	189.32
				A 2020.4500-04-000	276974 ✓	-55.03 ✓	0.00
				A 2020.4500-04-000	276974 ✓	-55.03 ✓	0.00
				Check Total:		7,889.69	
253848 ✓	03/12/2024	11909	AMERICAN PAD-EX OF NY, INC. ✓	A 1620.4790-90-000	274128 ✓	75.08 ✓	75.08
				A 1620.4790-90-000	274129 ✓	34.20 ✓	34.20
				A 1620.4790-90-000	274128 ✓	58.00 ✓	58.00
				A 1620.4790-90-000	274129 ✓	136.84 ✓	136.84
				A 1620.4790-90-000	274128 ✓	47.52 ✓	47.52
				A 1620.4790-90-000	274129 ✓	111.42 ✓	111.42
				A 1620.4790-90-000	274128 ✓	61.82 ✓	61.82
				A 1620.4790-90-000	274129 ✓	91.95 ✓	91.95
				A 1620.4790-90-000	274128 ✓	229.40 ✓	229.40
				A 1620.4790-90-000	274129 ✓	91.56 ✓	91.56
				A 1620.4790-90-000	274128 ✓	62.28 ✓	62.28
				A 1620.4790-90-000	274129 ✓	54.30 ✓	54.30
				A 1620.4790-90-000	274128 ✓	33.60 ✓	33.60
				A 1620.4790-90-000	274129 ✓	129.62 ✓	129.62
				A 1620.4790-90-000	274128 ✓	39.90 ✓	39.90
				A 1620.4790-90-000	274129 ✓	186.98 ✓	186.98
				A 1620.4790-90-000	274128 ✓	52.90 ✓	52.90
				A 1620.4790-90-000	274129 ✓	153.54 ✓	153.54

PATCHOGUE-MEDFORD UFSD

Check Warrant Report For A - 97: Cash Disbursement- 3/12/24 For Dates 3/6/2024 - 3/31/2024



Check #	Check Date	Vendor ID	Vendor Name	Account	PO Number	Check Amount	Liquidated
253849 ✓	03/12/2024	8781	APPLE INC. ✓	A 1620.4790-90-000	274128 ✓	43.72 ✓	43.72
				A 1620.4790-90-000	274129 ✓	102.26 ✓	102.26
				A 1620.4790-90-000	274128 ✓	47.80 ✓	47.80
				A 1620.4790-90-000	274129 ✓	322.22 ✓	322.22
				Check Total:		2,166.91	
253850 ✓	03/12/2024	7889	ASCD ✓	A 2250.4690-90-000	276736 ✓	49.00 ✓	49.00
				Check Total:		49.00	
253851 ✓	03/12/2024	15765	AUTOZONE STORES LLC ✓	A 2010.4500-90-000	277298 ✓	89.00 ✓	89.00
				Check Total:		89.00	
253852 ✓	03/12/2024	197	B & F ELEC MOTORS INC. ✓	A 1621.4530-90-000	274921 ✓	25.77 ✓	25.77
				A 1621.4530-90-000	274921 ✓	414.97 ✓	414.97
				A 1621.4530-90-000	274921 ✓	58.32 ✓	33.32
				A 1621.4530-90-000	274921 ✓	-15.00 ✓	0.00
				A 1621.4530-90-000	274921 ✓	-10.00 ✓	0.00
				Check Total:		474.06	
253853 ✓	03/12/2024	11119	B & H PHOTO VIDEO PRO AUDIO ✓	A 1621.4514-90-000	276453 ✓	738.18 ✓	738.18
				A 1621.4514-90-000	276453 ✓	350.55 ✓	350.55
				Check Total:		1,088.73	
253854 ✓	03/12/2024	14341	BACON, CHARLES ✓	A 2111.4500-37-000	276331 ✓	75.60 ✓	75.60
				A 2111.4500-37-000	276331 ✓	546.26 ✓	0.00
				A 2111.4500-37-000	276331 ✓	-546.26 ✓	0.00
				Check Total:		75.60	
253855 ✓	03/12/2024	216	BALDWIN AUTOMOTIVE ✓	A 1622.4500-90-000	275808 ✓	163.01 ✓	163.01
				A 1622.4500-90-000	275808	0.00	
				Check Total:		163.01	
253855 ✓	03/12/2024	216	BALDWIN AUTOMOTIVE ✓	A 1621.4530-90-000	273242 ✓	1,544.75 ✓	1,544.75

PATCHOGUE-MEDFORD UFSD

Check Warrant Report For A - 97: Cash Disbursement- 3/12/24 For Dates 3/6/2024 - 3/31/2024



Check #	Check Date	Vendor ID	Vendor Name	Account	PO Number	Check Amount	Liquidated
				A 5510.4690-90-000	274220 ✓	1,186.50 ✓	1,186.50
					Check Total:	2,731.25	
253856 ✓	03/12/2024	229	BARNES & NOBLE BOOKSELLERS ✓	A 2120.4500-03-000	276929 ✓	1,500.75 ✓	1,500.75
					Check Total:	1,500.75	
253857 ✓	03/12/2024	8116	BARNWELL HOUSE OF TIRES INC. ✓	A 5510.5701-90-000	274219 ✓	575.26 ✓	575.26
					Check Total:	575.26	
253858 ✓	03/12/2024	14016	BLICK ART MATERIALS, LLC ✓	A 2111.4500-37-000	277186 ✓	16.71 ✓	16.71
				A 2111.4500-37-000	277236 ✓	181.93 ✓	181.93
					Check Total:	198.64	
253859 ✓	03/12/2024	12596	BRISCOE PROTECTIVE SRVCS. INC. ✓	A 1621.4790-90-000	273235 ✓	472.00 ✓	472.00
					Check Total:	472.00	
253860 ✓	03/12/2024	6565	BROOKHAVEN LOCKSMITHS INC. ✓	A 1621.4514-90-000	273234 ✓	353.32 ✓	353.32
					Check Total:	353.32	
253861 ✓	03/12/2024	17787	BUG FIGHTERS ETC. ✓	A 1620.4790-90-000	273257 ✓	2,160.00 ✓	2,160.00
					Check Total:	2,160.00	
253862 ✓	03/12/2024	15078	CABLEVISION LIGHTPATH, INC. ✓	A 1620.4780-90-000	273445 ✓	10,868.12 ✓	10,868.12
					Check Total:	10,868.12	
253863 ✓	03/12/2024	19085	CAMELOT PARTY RENTALS, INC. ✓	A 2810.4793-90-000	277074 ✓	622.37 ✓	622.37
				A 2810.4793-90-000	277074	0.00	
				A 2810.4793-90-000	277074	0.00	
					Check Total:	622.37	
253864 ✓	03/12/2024	14479	CANON USA, INC. ✓	A 1670.4500-90-000	277393 ✓	1,025.00 ✓	1,025.00
				A 1670.4500-90-000	277392 ✓	2,440.00 ✓	2,440.00
					Check Total:	3,465.00	

PATCHOGUE-MEDFORD UFSD



Check Warrant Report For A - 97: Cash Disbursement- 3/12/24 For Dates 3/6/2024 - 3/31/2024

Check #	Check Date	Vendor ID	Vendor Name	Account	PO Number	Check Amount	Liquidated
253865 ✓	03/12/2024	10256	CARR BUSINESS SYSTEMS ✓	A 2630.4500-90-000	276078 ✓	4,228.50	4,228.50
Check Total:						4,228.50 ✓	
253866 ✓	03/12/2024	10094	CDW GOVERNMENT, INC. ✓	A 2110.4500-01-000	277324 ✓	3,206.00 ✓	3,206.00
				A 1680.4500-90-000	276972 ✓	2,900.00 ✓	2,900.00
				A 2630.2022-90-000	277305 ✓	174.60 ✓	174.60
				A 2280.4500-90-000	277005 ✓	3,206.00 ✓	3,206.00
				A 2630.2022-90-000	277305 ✓	22,966.08 ✓	22,966.08
Check Total:						32,452.68 ✓	
253867 ✓	03/12/2024	15878	CELL MECHANIC INC. ✓	A 2630.4450-90-000	277410 ✓	2,504.86 ✓	2,504.86
				A 2630.4450-90-000	277407 ✓	1,634.88 ✓	1,634.88
				A 2630.4450-90-000	277406 ✓	1,284.87 ✓	1,284.87
				A 2630.4450-90-000	277411 ✓	719.90 ✓	719.90
				A 2630.4450-90-000	277412 ✓	1,374.89 ✓	1,374.89
				A 2630.4450-90-000	277408 ✓	1,119.87 ✓	1,119.87
				A 2630.4450-90-000	277418 ✓	2,129.86 ✓	2,129.86
				A 2630.4450-90-000	277415 ✓	1,239.93 ✓	1,239.93
				A 2630.4450-90-000	277413 ✓	1,494.88 ✓	1,494.88
				A 2630.4450-90-000	277417 ✓	674.99 ✓	674.99
				A 2630.4450-90-000	277414 ✓	1,454.85 ✓	1,454.85
				A 2630.4450-90-000	277452 ✓	754.93 ✓	754.93
				A 2630.4450-90-000	277450 ✓	994.91 ✓	994.91
				A 2630.4450-90-000	277449 ✓	1,954.80 ✓	1,954.80
				A 2630.4450-90-000	277448 ✓	714.94 ✓	714.94
				A 2630.4450-90-000	277447 ✓	409.95 ✓	409.95
				A 2630.4450-90-000	277446 ✓	334.95 ✓	334.95
				A 2630.4450-90-000	277445 ✓	159.98 ✓	159.98
				A 2630.4450-90-000	277439 ✓	1,234.92 ✓	1,234.92
				A 2630.4450-90-000	277440 ✓	1,630.90 ✓	1,630.90
				A 2630.4450-90-000	277441 ✓	1,119.91 ✓	1,119.91
				A 2630.4450-90-000	277442 ✓	1,444.86 ✓	1,444.86

PATCHOGUE-MEDFORD UFSD



Check Warrant Report For A - 97: Cash Disbursement- 3/12/24 For Dates 3/6/2024 - 3/31/2024

Check #	Check Date	Vendor ID	Vendor Name	Account	PO Number	Check Amount	Liquidated
				A 2630.4450-90-000	277443 ✓	1,134.90 ✓	1,134.90
				A 2630.4450-90-000	277438 ✓	1,824.89 ✓	1,824.89
				A 2630.4450-90-000	277444 ✓	1,519.91 ✓	1,519.91
				A 2630.4450-90-000	277451 ✓	154.97 ✓	154.97
				A 2630.4450-90-000	277467 ✓	2,224.79 ✓	2,224.79
				A 2630.4450-90-000	277477 ✓	409.99 ✓	409.99
				Check Total:		33,658.28 ✓	
253868 ✓	03/12/2024	1265	CENGAGE LEARNING INC. ✓	A 2128.4505-06-000	277240 ✓	990.00	990.00
				Check Total:		990.00 ✓	
253869 ✓	03/12/2024	460	CENTRAL POLY-BAG CORP. ✓	A 1620.4512-90-000	277400 ✓	672.40	672.40
				Check Total:		672.40 ✓	
253870 ✓	03/12/2024	13882	CERINI & ASSOCIATES, LLC ✓	A 1320.4420-90-000	273305 ✓	2,617.50	2,617.50
				Check Total:		2,617.50 ✓	
253871 ✓	03/12/2024	9211	CLECO INC. ✓	A 1621.4280-90-000	276538 ✓	243.00	243.00
				Check Total:		243.00 ✓	
253872 ✓	03/12/2024	11917	COMMERCIAL INSTRU. SERVS., INC ✓	A 1621.4660-90-000	273228 ✓	270.00	270.00
				Check Total:		270.00 ✓	
253873 ✓	03/12/2024	785	EASTERN SUFFOLK BOCES ✓	A 1620.4900-90-000	273292 ✓	6,589.63 ✓	6,589.63
				Check Total:		6,589.63	
253874 ✓	03/12/2024	12133	EASTPORT SOUTH MANOR CSD ✓	A 5540.4000-90-000	277250 ✓	456.60 ✓	456.60
				A 5540.4000-90-000	277250	2,739.66 ✓	2,739.66
				A 5540.4000-90-000	277250	2,739.66 ✓	2,739.66
				A 5540.4000-90-000	277250	2,739.66 ✓	2,739.66
				A 5540.4000-90-000	277250	2,739.66 ✓	2,739.66
				Check Total:		11,415.24 ✓	
253875 ✓	03/12/2024	17755	ELITE TOWING & TRANSPORT INC ✓				

PATCHOGUE-MEDFORD UFSD

Check Warrant Report For A - 97: Cash Disbursement- 3/12/24 For Dates 3/6/2024 - 3/31/2024



Check #	Check Date	Vendor ID	Vendor Name	Account	PO Number	Check Amount	Liquidated
253876	✓	03/12/2024	13209 FARMER, KELLY ANN	A 1621.4790-90-000	277459 ✓	125.00	125.00
				Check Total:		125.00 ✓	
253877	✓	03/12/2024	15693 FERGUSON ENTERPRISES # 501	A 2110.4140-90-000	275995 ✓	25.46	25.46
				A 2110.4140-90-000	275995	0.00	
				Check Total:		25.46 ✓	
253878	✓	03/12/2024	17134 FIREHOUSE DELI	A 1621.4514-90-000	273426 ✓	6.03	6.03
				A 1621.4514-90-000	273426	28.78	28.78
				A 1621.4514-90-000	273426	209.29	209.29
				A 1621.4514-90-000	273426	293.01	293.01
				Check Total:		537.11 ✓	
253879	✓	03/12/2024	1058 GRAINGER, INC. W. W.	A 1010.4750-90-000	277460 ✓	84.44	200.00
				Check Total:		84.44	
253880	✓	03/12/2024	1087 GTS BUILDERS SUPPLY, INC.	A 2250.4500-37-000	277391 ✓	2,265.68	2,265.68
				A 1621.4514-90-000	277478 ✓	1,198.07	1,198.07
				A 1621.4514-90-000	273425 ✓	42.32	42.32
				A 1621.4514-90-000	273425	40.71	40.71
				A 1621.4514-90-000	273425	82.54	82.54
				A 1621.4514-90-000	273425	94.99	94.99
				A 1621.4514-90-000	273425	4.62	4.62
				A 1621.4514-90-000	273425	1,406.91	1,406.91
				A 1621.4514-90-000	273425	25.64	25.64
				A 1621.4514-90-000	273425	95.23	95.23
				A 1621.4514-90-000	273425	107.20	107.20
				A 1621.4514-90-000	273425	463.68	463.68
				A 1621.4514-90-000	273425	601.55	562.19
				A 1621.4514-90-000	273425	-39.36	0.00
				Check Total:		6,389.78 ✓	
253880	✓	03/12/2024	1087 GTS BUILDERS SUPPLY, INC.	A 1621.4514-90-000	273424 ✓	77.94	77.94

PATCHOGUE-MEDFORD UFSD

Check Warrant Report For A - 97: Cash Disbursement- 3/12/24 For Dates 3/6/2024 - 3/31/2024



Check #	Check Date	Vendor ID	Vendor Name	Account	PO Number	Check Amount	Liquidated
253881	03/12/2024	9889	HENRY SCHEIN INC.		Check Total:	77.94	
				A 2815.4500-28-000	276545	138.70	138.70
				A 2815.4500-27-000	277182	7.53	7.53
				A 2815.4500-27-000	277182	286.63	286.63
					Check Total:	432.86	
253882	03/12/2024	12890	HOME DEPOT CREDIT SERVICES	A 1621.4514-90-000	273422	39.45	39.45
					Check Total:	39.45	
253883	03/12/2024	19116	IGNERI, ELIZABETH	A 1335		16.00	
					Check Total:	16.00	
253884	03/12/2024	12160	J&K ALARM	A 1621.4670-90-000	276454	200.00	200.00
					Check Total:	200.00	
253885	03/12/2024	7229	J.C. BRODERICK & ASSOC.	A 1621.4790-90-000	276983	1,800.00	1,800.00
					Check Total:	1,800.00	
253886	03/12/2024	1935	J.W. PEPPER & SON, INC.	A 2118.4810-90-000	276366	19.99	19.99
				A 2118.4810-90-000	276366	10.00	10.00
					Check Total:	29.99	
253887	03/12/2024	14287	KELLY PIANO TUNING	A 2118.4691-90-000	277267	80.00	80.00
					Check Total:	80.00	
253888	03/12/2024	11012	KONICA MINOLTA BUS. SOLUTIONS	A 1670.4793-90-000	274699	99.20	99.20
				A 1670.4793-90-000	275748	0.00	0.00
				A 1670.4793-90-000	275844	0.00	0.00
				A 1670.4793-90-000	274699	0.00	
				A 1670.4793-90-000	275748	116.10	116.10
				A 1670.4793-90-000	275844	109.01	109.01
				A 1670.4793-90-000	274699	119.93	119.93

PATCHOGUE-MEDFORD UFSD

Check Warrant Report For A - 97: Cash Disbursement- 3/12/24 For Dates 3/6/2024 - 3/31/2024



Check #	Check Date	Vendor ID	Vendor Name	Account	PO Number	Check Amount	Liquidated				
				A 1670.4793-90-000	274699 ✓	111.78 ✓	111.78				
				A 1670.4793-90-000	274699	103.98 ✓	103.98				
				A 1670.4793-90-000	274699	101.72 ✓	101.72				
				A 1670.4793-90-000	274699	360.10 ✓	360.10				
				A 1670.4793-90-000	274699	255.64 ✓	255.64				
				A 1670.4793-90-000	274699	112.32 ✓	112.32				
				A 1670.4793-90-000	274699	247.84 ✓	247.84				
				A 1670.4793-90-000	274699	209.93 ✓	209.93				
253889 ✓	03/12/2024	1378	L.I. HARDWARE ✓	Check Total:		1,947.55 ✓					
				A 1621.4514-90-000	273418 ✓	12.14 ✓	12.14				
				A 1621.4514-90-000	273418	54.87 ✓	54.87				
				A 1621.4514-90-000	273418	20.70 ✓	20.70				
				A 1621.4514-90-000	273418	115.14 ✓	115.14				
				Check Total:		202.85 ✓					
				253890 ✓	03/12/2024	1394	LAKESHORE LEARNING MATERIALS ✓	A 2250.4500-01-000	277225 ✓	423.66	423.66
								Check Total:		423.66 ✓	
253891 ✓	03/12/2024	13092	LANGUAGE LINE SERVICES ✓					A 2128.4500-90-000	274369 ✓	1,153.39	1,153.39
								Check Total:		1,153.39 ✓	
				253892 ✓	03/12/2024	11599	LIASCD. ✓	A 2112.4160-90-000	277109 ✓	225.00	225.00
Check Total:		225.00 ✓									
253893 ✓	03/12/2024	17797	LITERACY RESOURCES LLC ✓	A 2120.4500-01-000	277296 ✓	303.69 ✓	303.69				
				A 2120.4500-07-000	277296	339.06 ✓	339.06				
				A 2120.4500-90-000	277296	132.69 ✓	132.69				
				Check Total:		775.44 ✓					
253894 ✓	03/12/2024	1475	LONG ISLAND ADVANCE ✓	A 1310.4500-90-000	273450 ✓	38.00 ✓	38.00				
				A 1310.4500-90-000	273450	0.00					
				A 1310.4500-90-000	273450	0.00					

PATCHOGUE-MEDFORD UFSD



Check Warrant Report For A - 97: Cash Disbursement- 3/12/24 For Dates 3/6/2024 - 3/31/2024

Check #	Check Date	Vendor ID	Vendor Name	Account	PO Number	Check Amount	Liquidated
253895	03/12/2024	1497	LOPER'S EQUIPMENT CORP.		Check Total:	38.00	
				A 1621.4670-90-000	273417	91.24	91.24
253896	03/12/2024	10363	LOWE'S CREDIT SERVICES		Check Total:	91.24	
				A 1621.4514-90-000	274573	1,313.21	1,313.21
253897	03/12/2024	17397	MASCOT JUNCTION, INC.		Check Total:	1,313.21	
				A 2110.4500-26-000	276960	122.00	122.00
253898	03/12/2024	17887	MD BUYING GROUP, LLC		Check Total:	122.00	
				A 2815.4500-26-000	277181	44.65	44.65
253899	03/12/2024	8532	METROPOLITAN DATA SOLUTIONS		Check Total:	44.65	
				A 2110.4500-37-000	277206	3,902.50	3,902.50
253900	03/12/2024	15398	MICHELLE TOR INC.		Check Total:	3,902.50	
				A 2250.4490-90-000	274180	2,776.95	2,776.95
253901	03/12/2024	17872	MILLENNIUM SYSTEMS INTEGRATION INC.		Check Total:	2,776.95	
				A 1621.4790-90-000	274227	324.35	324.35
				A 1621.4790-90-000	273388	815.58	815.58
253902	03/12/2024	1666	MONTAUK BUS SERVICE INC.		Check Total:	1,139.93	
				A 5540.4000-90-000	275840	173,884.49	173,884.49
253903	03/12/2024	13174	MUSIC & ARTS CENTERS		Check Total:	173,884.49	
				A 2118.4500-01-000	275175	98.08	98.08
				A 2118.4500-01-000	275175	18.40	18.40
253904	03/12/2024	17066	NEW PRECISION TECHNOLOGY LLC		Check Total:	116.48	
				A 2110.4500-37-000	277291	916.97	916.97
					Check Total:	916.97	

PATCHOGUE-MEDFORD UFSD

Check Warrant Report For A - 97: Cash Disbursement- 3/12/24 For Dates 3/6/2024 - 3/31/2024



Check #	Check Date	Vendor ID	Vendor Name	Account	PO Number	Check Amount	Liquidated
253905 ✓	03/12/2024	10845	NEW YORK THERAPY PLACEMENT SRV ✓	A 2250.4490-90-000	276053 ✓	23,668.00 ✓	23,668.00
				A 2250.4490-90-000	276053	7,841.20 ✓	7,841.20
					Check Total:	31,509.20 ✓	
253906 ✓	03/12/2024	1817	NYS SCHOOL BOARDS ASSN ✓	A 600		130.00	
				A 600		0.00	
				A 600		0.00	
					Check Total:	130.00 ✓	
253907 ✓	03/12/2024	1829	NYS AHPERD SUFFOLK ZONE ✓	A 2855.4610-90-000	276994 ✓	795.00	795.00
					Check Total:	795.00 ✓	
253908 ✓	03/12/2024	12852	NYSID FOR THE DISABLED INC. ✓	A 1621.4680-90-000	274091 ✓	3,888.79	3,888.79
					Check Total:	3,888.79 ✓	
253909 ✓	03/12/2024	1855	OCEAN JANITORIAL SUPPLY INC. ✓	A 1620.2000-90-000	277472 ✓	4,755.75 ✓	4,755.75
				A 1620.4601-90-000	273413 ✓	66.61 ✓	66.61
				A 1620.4512-90-000	277213	1,482.95 ✓	1,482.95
				A 1620.4512-90-000	277213	144.92 ✓	144.92
				A 1620.4512-90-000	277213	280.64 ✓	280.64
				A 1620.4512-90-000	277213	142.17 ✓	142.17
					Check Total:	6,873.04	
253910 ✓	03/12/2024	17521	ODP BUSINESS SOLUTIONS, LLC ✓	A 2850.4500-28-000	276945 ✓	3,202.44 ✓	3,202.44
				A 2020.4500-01-000	277277 ✓	339.98 ✓	339.98
					Check Total:	3,542.42 ✓	
253911 ✓	03/12/2024	17521	ODP BUSINESS SOLUTIONS, LLC ✓	A 2120.4500-90-000	276536 ✓	1,185.80	1,185.80
					Check Total:	1,185.80 ✓	
253912 ✓	03/12/2024	17622	ON PITCH MUSIC ✓	A 2118.4690-90-000	275398 ✓	964.00 ✓	964.00
				A 2118.4690-90-000	275398 ✓	1,115.00 ✓	1,115.00

PATCHOGUE-MEDFORD UFSD



Check Warrant Report For A - 97: Cash Disbursement- 3/12/24 For Dates 3/6/2024 - 3/31/2024

Check #	Check Date	Vendor ID	Vendor Name	Account	PO Number	Check Amount	Liquidated
				A 2118.4690-90-000	275398 ✓	1,129.00 ✓	1,129.00
253913 ✓	03/12/2024	9543	OUTBACK PORTABLE TOILETS ✓		Check Total:	3,208.00 ✓	
				A 1621.4280-90-000	277208 ✓	210.00 ✓	210.00
253914 ✓	03/12/2024	13011	PARCO SCIENTIFIC ✓		Check Total:	210.00 ✓	
				A 2121.4500-37-000	277029 ✓	1,721.00 ✓	1,721.00
253915 ✓	03/12/2024	1896	PARKLINE ASPHALT MAINTENANCE ✓		Check Total:	1,721.00 ✓	
				A 1621.4790-90-000	276723 ✓	500.00 ✓	500.00
				A 1621.4790-90-000	276723 ✓	487.50 ✓	487.50
				A 1621.4790-90-000	276723 ✓	487.50 ✓	487.50
253916 ✓	03/12/2024	10111	PIONEER VALLEY EDUCATIONAL ✓		Check Total:	1,475.00 ✓	
				A 2120.4500-02-000	277295 ✓	676.98 ✓	676.98
				A 2120.4500-90-000	277295 ✓	38.02 ✓	38.02
253917 ✓	03/12/2024	17308	PITSCO EDUCATION, LLC ✓		Check Total:	715.00 ✓	
				A 2121.4510-28-000	276572 ✓	2,902.87 ✓	2,902.87
253918 ✓	03/12/2024	14344	PRINCE-SKULAVIK, HEATHER ✓		Check Total:	2,902.87 ✓	
				A 2110.4500-06-000	277426 ✓	27.16 ✓	27.16
				A 2110.4500-06-000	277426 ✓	0.00 ✓	
253919 ✓	03/12/2024	13814	PSEGLI ✓		Check Total:	27.16 ✓	
				A 1620.4770-90-000	273330 ✓	5,528.98 ✓	5,528.98
				A 1620.4770-90-000	273330 ✓	0.00 ✓	
253920 ✓	03/12/2024	12975	QUADIENT LEASING USA, INC. ✓		Check Total:	5,528.98 ✓	
				A 1670.4793-90-000	274394 ✓	510.09 ✓	510.09
				A 2110.4500-90-000	274394 ✓	132.29 ✓	132.29
253921 ✓	03/12/2024	9982	RIVERHEAD CHARTER SCHOOL ✓		Check Total:	642.38 ✓	

PATCHOGUE-MEDFORD UFSD



Check Warrant Report For A - 97: Cash Disbursement- 3/12/24 For Dates 3/6/2024 - 3/31/2024

Check #	Check Date	Vendor ID	Vendor Name	Account	PO Number	Check Amount	Liquidated
253922 ✓	03/12/2024	2207 SAYVILLE PUBLIC SCHOOLS	VOID	A 2110.4701-90-000	274368 ✓	5,177.00	5,177.00
				Check Total:		5,177.00 ✓	
				A 5540.4000-90-000	276823	640.00	640.00
				A 2250.4710-90-000	276998	40,612.00	40,612.00
253923 ✓	03/12/2024	13071 SCHOLASTIC INC. EDUCATION		A 2250.4710-90-000	276998	40,612.00	59,388.00
				Check Total:		81,864.00	
				A 2120.4500-04-000	276977 ✓	10,550.00 ✓	10,550.00
				A 2120.4500-05-000	276977 ✓	10,550.00 ✓	10,550.00
253924 ✓	03/12/2024	7417 SCHOOL HEALTH CORP. ✓		A 2120.4500-06-000	276977 ✓	10,550.00 ✓	10,550.00
				Check Total:		31,650.00	
				A 2815.4500-26-000	277179 ✓	133.37 ✓	133.37
				A 2815.4500-37-000	277179 ✓	1,118.07 ✓	1,118.07
253925 ✓	03/12/2024	17192 SCHOOL SPECIALTY, LLC. ✓		Check Total:		1,251.44	
				A 2020.4500-01-000	277276 ✓	1,679.28 ✓	1,679.28
				A 2117.4500-28-000	277230 ✓	750.76 ✓	750.76
				A 2111.4500-37-000	277238 ✓	50.36 ✓	50.36
253926 ✓	03/12/2024	2244 SCHWING ELECTRICAL SUPPLY CORP. ✓		A 2111.4500-37-000	277235 ✓	129.05 ✓	129.05
				A 2111.4500-37-000	277187 ✓	27.64 ✓	27.64
				A 2111.4500-37-000	277185 ✓	190.81 ✓	190.81
				A 2020.4500-02-000	277256 ✓	12.04 ✓	12.04
				A 2110.4500-01-000	277276 ✓	1,903.38 ✓	1,903.38
				A 2117.4500-37-000	277230 ✓	167.65 ✓	167.65
				A 2110.4500-02-000	277256 ✓	11.54 ✓	11.54
				Check Total:		4,922.51	
				A 1621.4514-90-000	273404 ✓	54.68 ✓	54.68
				Check Total:		54.68	
253927 ✓	03/12/2024	2289 SHERWIN WILLIAMS ✓		A 1621.4790-90-000	273403 ✓	336.85 ✓	336.85
				Check Total:		336.85	

PATCHOGUE-MEDFORD UFSD



Check Warrant Report For A - 97: Cash Disbursement- 3/12/24 For Dates 3/6/2024 - 3/31/2024

Check #	Check Date	Vendor ID	Vendor Name	Account	PO Number	Check Amount	Liquidated
				A 1621.4790-90-000	273403 ✓	55.52 ✓	55.52
					Check Total:	392.37	
253928 ✓	03/12/2024	2049	SPRAGUE OPERATING RESOURCES ✓	A 1621.4550-90-000	274130 ✓	15,561.00 ✓	15,561.00
				A 5510.5710-90-000	276405 ✓	11,388.50 ✓	11,388.50
					Check Total:	26,949.50	
253929 ✓	03/12/2024	12835	STAPLES ADVANTAGE ✓	A 2250.4510-90-000	276575 ✓	2,357.19 ✓	2,357.19
				A 2805.4500-90-000	276325 ✓	220.28 ✓	220.28
				A 2250.4510-90-000	276325 ✓	94.30 ✓	94.30
					Check Total:	2,671.77	
253930 ✓	03/12/2024	9225	SUFFOLK ACADEMY OF LAW ✓	A 1430.4750-90-000	277243 ✓	250.00 ✓	250.00
					Check Total:	250.00	
253931 ✓	03/12/2024	2452	SUFFOLK COUNTY WATER AUTHORITY ✓	A 1620.4743-90-000	273448 ✓	17.36 ✓	17.36
				A 1620.4743-90-000	273448 ✓	17.36 ✓	17.36
				A 1620.4743-90-000	273448 ✓	215.89 ✓	215.89
				A 1620.4743-90-000	273448 ✓	182.15 ✓	182.15
				A 1620.4743-90-000	273448 ✓	17.36 ✓	17.36
				A 1620.4743-90-000	273448 ✓	17.36 ✓	17.36
					Check Total:	467.48	
253932 ✓	03/12/2024	15917	TROPHY HUT ✓	A 2855.4500-37-000	274524 ✓	499.80 ✓	499.80
					Check Total:	499.80	
253933 ✓	03/12/2024	15479	TURTLE & HUGHES INC. ✓	A 1621.4670-90-000	276496 ✓	203.27 ✓	203.27
				A 1621.4670-90-000	276496 ✓	589.42 ✓	589.42
					Check Total:	792.69	
253934 ✓	03/12/2024	12043	UNITED SUPPLY CORP. ✓	A 2121.4500-27-000	276531 ✓	2.90 ✓	2.90
					Check Total:	2.90	
253935 ✓	03/12/2024	13538	VERIZON CONNECT FLEET USA LLC ✓				

PATCHOGUE-MEDFORD UFSD



Check Warrant Report For A - 97: Cash Disbursement- 3/12/24 For Dates 3/6/2024 - 3/31/2024

Check #	Check Date	Vendor ID	Vendor Name	Account	PO Number	Check Amount	Liquidated
253936 ✓	03/12/2024	2712 VILLAGE OF PATCHOGUE ✓		A 5510.4490-90-000	274218 ✓	189.50 ✓	189.50
					Check Total:	189.50	
				A 5510.5720-90-000	274216 ✓	1,912.73 ✓	1,912.73
253937 ✓	03/12/2024	12446 W.B. MASON COMPANY ✓		A 1621.4550-90-000	273247 ✓	46.06 ✓	46.06
					Check Total:	1,958.79	
				A 2111.4500-37-000	277188 ✓	173.08 ✓	173.08
253938 ✓	03/12/2024	13894 WE TRANSPORTATION/TOWNE BUSLLC ✓		A 1680.4500-90-000	274385 ✓	3.95 ✓	3.95
				A 2111.4500-37-000	277237 ✓	42.64 ✓	42.64
				A 2111.4500-37-000	277188 ✓	11.42 ✓	11.42
253939 ✓	03/12/2024	13897 WINTERS BROS.HAULING OF LI.LLC ✓		A 1680.4500-90-000	274385 ✓	48.70 ✓	48.70
				A 2111.4500-37-000	277237 ✓	17.13 ✓	17.13
					Check Total:	296.92	
253940 ✓	03/12/2024	17811 WORTH AVE GROUP, LLC. ✓		A 5540.4000-90-000	275887 ✓	391,206.78 ✓	391,206.78
					Check Total:	391,206.78	
				A 1621.4790-90-000	274138 ✓	19,044.73 ✓	19,044.73
253941 ✓	03/12/2024	2846 XEROX CORP. ✓			Check Total:	19,044.73	
				A 1680.4790-90-000	277437 ✓	46.00 ✓	46.00
				A 1680.4790-90-000	277437 ✓	46.00 ✓	46.00
253942 ✓	03/12/2024			A 1680.4790-90-000	277437 ✓	138.00 ✓	138.00
				A 1680.4790-90-000	277437 ✓	138.00 ✓	138.00
					Check Total:	368.00	
253943 ✓	03/12/2024			A 1670.4793-90-000	274400 ✓	0.00 ✓	0.00
				A 1670.4793-90-000	273327 ✓	0.00 ✓	0.00
				A 1670.4793-90-000	274400 ✓	798.00 ✓	798.00
253944 ✓	03/12/2024			A 1670.4793-90-000	273327 ✓	99.00 ✓	99.00
				A 1670.4793-90-000	274400 ✓	420.00 ✓	420.00

PATCHOGUE-MEDFORD UFSD



Check Warrant Report For A - 97: Cash Disbursement- 3/12/24 For Dates 3/6/2024 - 3/31/2024

Check #	Check Date	Vendor ID	Vendor Name	Account	PO Number	Check Amount	Liquidated
				A 1670.4793-90-000	273327 ✓	99.00 ✓	99.00
				A 1670.4793-90-000	274400 ✓	420.00 ✓	420.00
				A 1670.4793-90-000	273327 ✓	99.00 ✓	99.00
				A 1670.4793-90-000	274400 ✓	420.00 ✓	420.00
				A 1670.4793-90-000	273327 ✓	99.00 ✓	99.00
				A 1670.4793-90-000	274400 ✓	420.00 ✓	420.00
				A 1670.4793-90-000	273327 ✓	99.00 ✓	99.00
				A 1670.4793-90-000	274400 ✓	46.00 ✓	46.00
				A 1670.4793-90-000	273327 ✓	99.00 ✓	99.00
				A 1670.4793-90-000	274400 ✓	46.00 ✓	46.00
				A 1670.4793-90-000	273327 ✓	99.00 ✓	99.00
				A 1670.4793-90-000	274400 ✓	27.60 ✓	27.60
				A 1670.4793-90-000	273327 ✓	99.00 ✓	99.00
				A 1670.4793-90-000	274400 ✓	48.00 ✓	48.00
				A 1670.4793-90-000	273327 ✓	99.00 ✓	99.00
				A 1670.4793-90-000	274400 ✓	48.00 ✓	48.00
				A 1670.4793-90-000	273327 ✓	99.00 ✓	99.00
				A 1670.4793-90-000	274400 ✓	38.40 ✓	38.40
				A 1670.4793-90-000	273327 ✓	99.00 ✓	99.00
				A 1670.4793-90-000	274400 ✓	38.40 ✓	38.40
				A 1670.4793-90-000	274400 ✓	72.00 ✓	72.00
				A 7310.4000-90-000	274400 ✓	122.50 ✓	122.50
				A 1670.4793-90-000	274400 ✓	122.50 ✓	122.50
				A 1670.4793-90-000	274400 ✓	122.50 ✓	122.50
				A 1670.4793-90-000	274400 ✓	122.50 ✓	122.50
				Check Total:		4,421.40	
253942 ✓	03/12/2024	7050	ZAKOWOROTNY, CHRISTINE ✓	A 9061.8000-90-000		2,041.20 ✓	
				Check Total:		2,041.20	

PATCHOGUE-MEDFORD UFSD



Check Warrant Report For A - 97: Cash Disbursement- 3/12/24 For Dates 3/6/2024 - 3/31/2024

Check #	Check Date	Vendor ID	Vendor Name	Account	PO Number	Check Amount	Liquidated
Number of Transactions: 102					Warrant Total:	1,022,209.43	
					Vendor Portion:	1,022,209.43	

Certification of Warrant

To The District Treasurer: I hereby certify that I have verified the above claims, 102 in number, in the total amount of \$ 1,022,209.43 You are hereby authorized and directed to pay to the claimants certified above the amount of each claim allowed and charge each to the proper fund.

<u>3-19-24</u>	<u>Adriane Brower</u>	<u>Claims Auditor</u>
Date	Signature	Title
	<u>Nancy Hogsted</u>	<u>alternate Claims Auditor</u>

PATCHOGUE-MEDFORD UFSD



Check Warrant Report For C - 34: Cash Disbursement- 3/12/24 For Dates 3/6/2024 - 3/31/2024

Check #	Check Date	Vendor ID	Vendor Name	Account	PO Number	Check Amount	Liquidated
253943 ✓	03/12/2024	13377	AMERICAN CLASSIC SPECIALTIES ✓				
				C 2860.5820-95-000	274296 ✓	163.65 ✓	163.65
				C 2860.5820-95-000	274296 ✓	218.75 ✓	218.75
				C 2860.5820-95-000	274296 ✓	257.55 ✓	257.55
				C 2860.5820-95-000	274296 ✓	171.00 ✓	171.00
				C 2860.5820-95-000	274296 ✓	171.80 ✓	171.80
					Check Total:	982.75	
253944 ✓	03/12/2024	9656	ANDERSEN, MAUREEN ✓				
				C 2860.4150-95-000	277073 ✓	71.22 ✓	71.22
					Check Total:	71.22	
253945 ✓	03/12/2024	152	APPCO PAPER & PLASTICS CORP. ✓				
				C 2860.5800-95-000	274297 ✓	579.21 ✓	579.21
					Check Total:	579.21	
253946 ✓	03/12/2024	10096	BIG GEYSER, INC. ✓				
				C 2860.5820-95-000	274299 ✓	264.30 ✓	264.30
					Check Total:	264.30	
253947 ✓	03/12/2024	13617	CREAM-O-LAND DAIRIES, LLC ✓				
				C 2860.5820-95-000	274276 ✓	271.10 ✓	271.10
				C 2860.5820-95-000	274276 ✓	191.60 ✓	191.60
				C 2860.5820-95-000	274276 ✓	176.50 ✓	176.50
				C 2860.5820-95-000	274276 ✓	326.90 ✓	326.90
				C 2860.5820-95-000	274276 ✓	101.20 ✓	101.20
				C 2860.5820-95-000	274276 ✓	114.80 ✓	114.80
				C 2860.5820-95-000	274276 ✓	119.90 ✓	119.90
				C 2860.5820-95-000	274276 ✓	233.51 ✓	233.51
				C 2860.5820-95-000	274276 ✓	133.80 ✓	133.80
				C 2860.5820-95-000	274276 ✓	212.90 ✓	212.90
				C 2860.5820-95-000	274276 ✓	91.10 ✓	91.10
					Check Total:	1,973.31	
253948 ✓	03/12/2024	13617	CREAM-O-LAND DAIRIES, LLC ✓				
				C 2860.5820-95-000	274276 ✓	365.59 ✓	365.59
				C 2860.5820-95-000	274276 ✓	165.88 ✓	165.88
				C 2860.5820-95-000	274276 ✓	140.07 ✓	140.07



PATCHOGUE-MEDFORD UFSD



Check Warrant Report For C - 34: Cash Disbursement- 3/12/24 For Dates 3/6/2024 - 3/31/2024

Check #	Check Date	Vendor ID	Vendor Name	Account	PO Number	Check Amount	Liquidated
				C 2860.5820-95-000	274276 ✓	230.85 ✓	230.85
				C 2860.5820-95-000	274276 ✓	262.61 ✓	262.61
				C 2860.5820-95-000	274276 ✓	247.66 ✓	247.66
				C 2860.5820-95-000	274276 ✓	103.60 ✓	103.60
				Check Total:		1,516.26	
253949 ✓	03/12/2024	12933	J&F SUPPLY INC OF LONG ISLAND ✓	C 2860.5800-95-000	277128 ✓	1,718.75 ✓	1,718.75
				Check Total:		1,718.75	
253950 ✓	03/12/2024	1285	JAY BEE DISTRIBUTORS INC. ✓	C 2860.5820-95-000	274285 ✓	320.35 ✓	320.35
				C 2860.5820-95-000	274285 ✓	463.18 ✓	463.18
				C 2860.5820-95-000	274285 ✓	251.20 ✓	251.20
				C 2860.5820-95-000	274285 ✓	269.40 ✓	269.40
				C 2860.5820-95-000	274285 ✓	1,665.76 ✓	1,665.76
				Check Total:		2,969.89	
253951 ✓	03/12/2024	1653	MIVILA FOODS CORP. ✓	C 2860.5820-95-000	274288 ✓	3,712.65 ✓	3,712.65
				Check Total:		3,712.65	
253952 ✓	03/12/2024	15836	PALUZZI, BLANCA ✓	C 2860.5600-95-000		50.00 ✓	
				Check Total:		50.00	
253953 ✓	03/12/2024	9816	R & W TRUCK EQUIPMENT ✓	C 2860.2000-95-000	275886 ✓	6,774.00 ✓	6,774.80
				Check Total:		6,774.00	
253954 ✓	03/12/2024	13248	RICH PRODUCTS CORPORATION ✓	C 2860.5820-95-000	274293 ✓	2,081.82 ✓	2,081.82
				Check Total:		2,081.82	
253955 ✓	03/12/2024	19123	THEMANN, ERIN ✓	C 1440		40.00 ✓	
				Check Total:		40.00	
253956 ✓	03/12/2024	2846	XEROX CORP. ✓	C 2860.4000-95-000	274400	0.00	0.00
				C 2860.4000-95-000	274400 ✓	69.00 ✓	69.00

PATCHOGUE-MEDFORD UFSD



Check Warrant Report For C - 34: Cash Disbursement- 3/12/24 For Dates 3/6/2024 - 3/31/2024

Check #	Check Date	Vendor ID	Vendor Name	Account	PO Number	Check Amount	Liquidated
						Check Total:	69.00
						Warrant Total:	22,803.16
						Vendor Portion:	22,803.16

Number of Transactions: 14

Certification of Warrant

To The District Treasurer: I hereby certify that I have verified the above claims, 14 in number, in the total amount of \$ 22,803.16. You are hereby authorized and directed to pay to the claimants certified above the amount of each claim allowed and charge each to the proper fund.

<u>3-14-24</u>	<u>Adriane Brower</u>	<u>Claims Auditor</u>
Date	Signature	Title

PATCHOGUE-MEDFORD UFSD



Check Warrant Report For F - 32: Cash Disbursement- 3/12/24 For Dates 3/6/2024 - 3/31/2024

Check #	Check Date	Vendor ID	Vendor Name	Account	PO Number	Check Amount	Liquidated
253957	03/12/2024	17740	AMAZON CAPITAL SERVICES, INC.	F 2830.4500-90-OMH	277387	270.75	270.75
				F 2830.4500-90-OMH	277388	162.42	162.42
				F 2830.4500-90-OMH	277389	183.86	183.86
				F 2511.4500-90-U24	277016	1,435.32	1,435.32
				F 2830.4500-90-OMH	277455	292.97	292.97
				Check Total:		2,345.32	
253958	03/12/2024	9766	DELL MARKETING L.P.	F 2250.4500-90-I24	277239	2,231.00	2,231.00
				Check Total:		2,231.00	
253959	03/12/2024	13675	FUN AND FUNCTION LLC	F 2250.4500-90-I24	277357	119.81	119.81
				Check Total:		119.81	
253960	03/12/2024	8395	NEW INTER-DISCIPLINARY SCHOOL	F 2511.4000-90-U24	275048	17,080.00	17,080.00
				Check Total:		17,080.00	
253961	03/12/2024	10845	NEW YORK THERAPY PLACEMENT SRV	F 2250.4000-90-I24	277210	1,635.32	1,635.32
				Check Total:		1,635.32	
253962	03/12/2024	2253	SCOPE	F 2511.4000-90-U24	275049	104,400.00	104,400.00
				Check Total:		104,400.00	
253963	03/12/2024	17556	SYMBRANT TECHNOLOGIES, INC.	F 2110.4000-90-ARP	273132	14,097.00	14,097.00
				F 2110.4000-90-ARP	273136	73,755.00	73,755.00
				Check Total:		87,852.00	
253964	03/12/2024	17637	THE YMCA OF LONG ISLAND INC.	F 2511.4000-90-U24	275046	24,598.80	24,598.80
				Check Total:		24,598.80	



PATCHOGUE-MEDFORD UFSD



Check Warrant Report For F - 32: Cash Disbursement- 3/12/24 For Dates 3/6/2024 - 3/31/2024

Check #	Check Date	Vendor ID	Vendor Name	Account	PO Number	Check Amount	Liquidated
Number of Transactions: 8					Warrant Total:	240,262.25	
					Vendor Portion:	240,262.25	

Certification of Warrant

To The District Treasurer: I hereby certify that I have verified the above claims, 8 in number, in the total amount of \$ 240,262.25. You are hereby authorized and directed to pay to the claimants certified above the amount of each claim allowed and charge each to the proper fund.

3-14-24
Date

Adriane Brower
Signature

Claims Auditor
Title

PATCHOGUE-MEDFORD UFSD



Check Warrant Report For H - 17: Cash Disbursement- 3/12/24 For Dates 3/1/2024 - 3/31/2024

Check #	Check Date	Vendor ID	Vendor Name	Account	PO Number	Check Amount	Liquidated
253965	03/12/2024	17814	W.H.M. PLUMBING & HEATING CONTRACTORS, INC	H 2223.2930-0-1526	272801	10,125.80	17,457.50
						Check Total:	10,125.80
						Warrant Total:	10,125.80
						Vendor Portion:	10,125.80

Number of Transactions: 1

Certification of Warrant

To The District Treasurer: I hereby certify that I have verified the above claims, 1 in number, in the total amount of \$ 10,125.80. You are hereby authorized and directed to pay to the claimants certified above the amount of each claim allowed and charge each to the proper fund.

3-19-24 Adriane Brower Claims Auditor
Date Signature Title



PATCHOGUE-MEDFORD UFSD



Check Warrant Report For A - 98: Cash Disbursement- Payroll Clearing-3/14/24 For Dates 3/7/2024 - 3/31/2024

Check #	Check Date	Vendor ID	Vendor Name	Account	PO Number	Check Amount	Liquidated
253381	03/14/2024	7050	**VOID** ZAKOWOROTNY, CHRISTINE	A 9061.8000-90-000		-2,041.20	
						Check Total:	-2,041.20
253966 ✓	03/14/2024	10095	NYS ASSESSMENT RECEIVABLES ✓	A 723		0.00	
							649.42 ✓
							361.11 ✓
						Check Total:	1,010.53
253967 ✓	03/14/2024	11084	NYS CHILD SUPP PROC CENTER ✓	A 723		0.00	
							647.00 ✓
							728.70 ✓
							592.50 ✓
							401.00 ✓
							250.00 ✓
						Check Total:	2,619.20
						Warrant Total:	1,588.53
						Vendor Portion:	1,588.53

Number of Transactions: 3

Certification of Warrant

To The District Treasurer: I hereby certify that I have verified the above claims, 3 in number, in the total amount of \$ 1,588.53. You are hereby authorized and directed to pay to the claimants certified above the amount of each claim allowed and charge each to the proper fund.

3-15-24
Date

Adriane Brower
Signature

Claims Auditor
Title

PATCHOGUE-MEDFORD UFSD



Check Warrant Report For A - 99: Cash Disbursement- 3/26/24 For Dates 3/14/2024 - 3/31/2024

Check #	Check Date	Vendor ID	Vendor Name	Account	PO Number	Check Amount	Liquidated
245712	03/26/2024	12447	**VOID** EPSTEIN, ROBERT	A 210		-100.00	
				A 210		0.00	
					Check Total:	-100.00	
253113	03/26/2024	17620	**VOID** NPORT	A 2250.4490-90-000	276057	-9,547.20	-9,547.20
					Check Total:	-9,547.20	
253922	03/26/2024	2207	**VOID** SAYVILLE PUBLIC SCHOOLS	A 5540.4000-90-000	276823	-640.00	-640.00
				A 2250.4710-90-000	276998	-40,612.00	-40,612.00
				A 2250.4710-90-000	276998	-40,612.00	-59,388.00
					Check Total:	-81,864.00	
253968 ✓	03/26/2024	12292	4IMPRINT ✓	A 2021.4500-90-CTE	277280 ✓	227.73	227.73
					Check Total:	227.73 ✓	
253969 ✓	03/26/2024	13756	A PLUS ALL SUBJECTS TUTORING ✓	A 2110.4301-90-000	274941 ✓	1,020.00	1,020.00
					Check Total:	1,020.00 ✓	
253970 ✓	03/26/2024	8	A. T. & T. ✓	A 1620.4780-90-000	273494 ✓	37.19	37.19
					Check Total:	37.19 ✓	
253971 ✓	03/26/2024	14700	AHOLD FINANCIAL SERVICES ✓	A 2250.4500-28-000	274181 ✓	107.02 ✓	107.02
				A 2250.4500-37-000	274181	13.51 ✓	13.51
				A 2250.4500-28-000	274181	125.06 ✓	125.06
					Check Total:	245.59 ✓	
253972 ✓	03/26/2024	69	AIRWELD INC. ✓	A 1621.4514-90-000	276040 ✓	506.00 ✓	506.00
				A 1621.4514-90-000	276040	398.20 ✓	398.20
					Check Total:	904.20 ✓	
253973 ✓	03/26/2024	2104	ALL AMERICAN SPORT CORP. ✓	A 2855.4630-90-000	272564 ✓	202.90	202.90



PATCHOGUE-MEDFORD UFSD

Check Warrant Report For A - 99: Cash Disbursement- 3/26/24 For Dates 3/14/2024 - 3/31/2024



Check #	Check Date	Vendor ID	Vendor Name	Account	PO Number	Check Amount	Liquidated
				Check Total:		202.90	
253974 ✓	03/26/2024	94	ALL POINTS BUS UPHOLSTERY ✓	A 5510.4690-90-000	274215 ✓	43.68 ✓	43.68
				A 5510.4690-90-000	274215	197.89 ✓	197.89
				Check Total:		241.57 ✓	
253975 ✓	03/26/2024	102	ALLSTATE SIGN AND PLAQUE CORP ✓	A 1621.4514-90-000	273239 ✓	40.45	40.45
				Check Total:		40.45 ✓	
253976	03/26/2024	17740	**CONTINUED** AMAZON CAPITAL SERVICES, INC.				
				Check Total:		0.00	
253977 ✓	03/26/2024	17740	AMAZON CAPITAL SERVICES, INC. ✓	A 2110.4500-07-000	277169 ✓	226.58 ✓	226.58
				A 2110.4500-07-000	277332 ✓	49.95 ✓	49.95
				A 1620.4512-90-000	277465 ✓	25.53 ✓	25.53
				A 2021.4500-90-EST	277321 ✓	136.00 ✓	136.00
				A 2021.4500-90-ENL	277178 ✓	33.32 ✓	33.32
				A 1680.4500-90-000	277485 ✓	354.85 ✓	354.85
				A 2630.4500-27-000	277496 ✓	27.99 ✓	27.99
				A 2110.4500-37-000	277120 ✓	445.14 ✓	445.14
				A 2110.4500-03-000	276920 ✓	38.49 ✓	38.49
				A 2115.4500-37-000	277175 ✓	27.95 ✓	27.95
				A 2123.4500-37-000	277097 ✓	46.20 ✓	46.20
				A 2280.4500-90-000	276955 ✓	80.59 ✓	80.59
				A 2280.4500-90-000	277174 ✓	471.06 ✓	471.06
				A 2280.4500-90-000	277098 ✓	704.77 ✓	704.77
				A 1240.4500-90-000	277078 ✓	334.70 ✓	334.70
				A 2111.4500-37-000	277360 ✓	174.35 ✓	174.35
				A 2250.4510-90-000	277476 ✓	53.55 ✓	53.55
				A 2611.4500-90-000	277091 ✓	171.30 ✓	171.30
				A 1680.4500-90-000	277088 ✓	446.43 ✓	446.43
				A 2280.4500-90-000	276857 ✓	691.07 ✓	691.07
				A 2110.2000-04-000	277397 ✓	3,998.00 ✓	3,998.00

PATCHOGUE-MEDFORD UFSD



Check Warrant Report For A - 99: Cash Disbursement- 3/26/24 For Dates 3/14/2024 - 3/31/2024

Check #	Check Date	Vendor ID	Vendor Name	Account	PO Number	Check Amount	Liquidated
				A 2110.4500-03-000	277124 ✓	955.83 ✓	955.83
				A 2110.4500-90-000	277516 ✓	220.41 ✓	220.41
				A 2250.4500-90-000	277464 ✓	71.35 ✓	71.35
				A 2110.4500-07-000	277169 ✓	-64.98 ✓	0.00
				A 1620.4520-90-000	277465 ✓	63.78 ✓	63.78
				A 2021.4500-90-ENL	277178 ✓	105.04 ✓	105.04
				A 2110.4500-03-000	276920 ✓	574.74 ✓	574.74
				A 2280.4500-90-000	277098 ✓	303.40 ✓	303.40
				A 1240.4500-90-000	277078 ✓	4.99 ✓	4.99
				A 2250.4500-03-000	277476 ✓	41.95 ✓	41.95
				A 2630.4500-27-000	277088 ✓	584.71 ✓	584.71
				A 2280.4500-90-000	276857 ✓	35.84 ✓	35.84
				A 2110.4500-04-000	277397 ✓	1,527.33 ✓	1,527.33
				A 2250.4730-90-000	277464 ✓	17.99 ✓	17.99
				A 1240.4500-90-000	277078 ✓	-4.99 ✓	0.00
				A 2630.4500-90-000	277088 ✓	203.96 ✓	203.96
				A 2280.4500-90-000	276857 ✓	79.95 ✓	79.95
				A 2250.4500-03-000	277464 ✓	269.40 ✓	269.40
				A 1240.4500-90-000	277078 ✓	-183.48 ✓	0.00
				A 1240.4500-90-000	277078 ✓	-57.04 ✓	0.00
				A 1240.4500-90-000	277078 ✓	-16.24 ✓	0.00
				Check Total:		13,271.76	
253978 ✓	03/26/2024	11909	AMERICAN PAD-EX OF NY, INC. ✓	A 1620.4790-90-000	274128 ✓	62.28 ✓	62.28
				A 1620.4790-90-000	274129 ✓	34.20 ✓	34.20
				A 1620.4790-90-000	274128	75.08 ✓	75.08
				A 1620.4790-90-000	274129	136.84 ✓	136.84
				A 1620.4790-90-000	274128	58.00 ✓	58.00
				A 1620.4790-90-000	274129	111.42 ✓	111.42
				A 1620.4790-90-000	274128	47.52 ✓	47.52
				A 1620.4790-90-000	274129	91.95 ✓	91.95
				A 1620.4790-90-000	274128	61.82 ✓	61.82
				A 1620.4790-90-000	274129	91.56 ✓	91.56

PATCHOGUE-MEDFORD UFSD

Check Warrant Report For A - 99: Cash Disbursement- 3/26/24 For Dates 3/14/2024 - 3/31/2024



Check #	Check Date	Vendor ID	Vendor Name	Account	PO Number	Check Amount	Liquidated
				A 1620.4790-90-000	274128 ✓	229.40 ✓	229.40
					Check Total:	1,000.07 ✓	
253979 ✓	03/26/2024	18008	ANELLO, GRACE ✓	A 2850.4160-90-000	275947 ✓	320.00 ✓	320.00
					Check Total:	320.00 ✓	
253980 ✓	03/26/2024	8781	APPLE INC. ✓	A 2010.4500-90-000	276622 ✓	998.00 ✓	998.00
				A 2010.4500-90-000	276622	398.00 ✓	398.00
					Check Total:	1,396.00 ✓	
253981 ✓	03/26/2024	7889	ASCD ✓	A 1920.4760-90-000	276754 ✓	89.00 ✓	89.00
					Check Total:	89.00 ✓	
253982 ✓	03/26/2024	15765	AUTOZONE STORES LLC ✓	A 5510.4690-90-000	274221 ✓	59.94 ✓	59.94
				A 1621.4530-90-000	274921	147.30 ✓	147.30
				A 1621.4530-90-000	274921	20.99 ✓	20.99
					Check Total:	228.23 ✓	
253983 ✓	03/26/2024	11119	B & H PHOTO VIDEO PRO AUDIO ✓	A 2111.4500-37-000	276331 ✓	37.80 ✓	37.80
					Check Total:	37.80	
253984 ✓	03/26/2024	216	BALDWIN AUTOMOTIVE ✓	A 5510.4690-90-000	274220 ✓	537.00 ✓	537.00
					Check Total:	537.00	
253985 ✓	03/26/2024	229	BARNES & NOBLE BOOKSELLERS ✓	A 2120.4500-01-000	276671 ✓	156.52 ✓	156.52
				A 2120.4500-02-000	276671 ✓	156.52 ✓	156.52
				A 2120.4500-03-000	276671 ✓	208.69 ✓	208.69
				A 2120.4500-04-000	276671 ✓	208.69 ✓	208.69
				A 2120.4500-05-000	276671 ✓	260.86 ✓	260.86
				A 2120.4500-06-000	276671 ✓	156.52 ✓	156.52
				A 2120.4500-07-000	276671 ✓	156.52 ✓	156.52
				A 2120.4500-26-000	276671 ✓	104.35 ✓	104.35
				A 2120.4500-27-000	276671 ✓	104.35 ✓	104.35

PATCHOGUE-MEDFORD UFSD

Check Warrant Report For A - 99: Cash Disbursement- 3/26/24 For Dates 3/14/2024 - 3/31/2024



Check #	Check Date	Vendor ID	Vendor Name	Account	PO Number	Check Amount	Liquidated
				A 2120.4500-28-000	276671 ✓	104.46 ✓	104.46
					Check Total:	1,617.48	
253986 ✓	03/26/2024	14093	BAYADA HOME HEALTH CARE ✓	A 2250.4490-90-000	275760 ✓	1,500.00 ✓	1,500.00
				A 2250.4490-90-000	275760 ✓	1,482.50 ✓	1,482.50
					Check Total:	2,982.50	
253987 ✓	03/26/2024	17291	BENINCASA, MARGARET, THE ESTATE OF ✓	A 9061.8000-90-000		1,649.00 ✓	
					Check Total:	1,649.00	
253988 ✓	03/26/2024	7232	BRANCH SERVICES ✓	A 1621.4790-90-000	275264 ✓	2,275.00 ✓	2,275.00
					Check Total:	2,275.00	
253989 ✓	03/26/2024	330	BRASHE ADVERTISING INC. ✓	A 1430.4000-90-000	277466 ✓	16,300.00 ✓	16,300.00
					Check Total:	16,300.00	
253990 ✓	03/26/2024	6565	BROOKHAVEN LOCKSMITHS INC. ✓	A 1621.4514-90-000	273234 ✓	59.25 ✓	59.25
					Check Total:	59.25	
253991 ✓	03/26/2024	19120	BRUNO, CHRISTINE ✓	A 2250.4490-90-000		1,393.84 ✓	
				A 2250.4490-90-000		0.00 ✓	
				A 2250.4490-90-000		1,027.04 ✓	
				A 2250.4490-90-000		0.00 ✓	
					Check Total:	2,420.88	
253992 ✓	03/26/2024	17787	BUG FIGHTERS ETC. ✓	A 1620.4790-90-000	273257 ✓	400.00 ✓	400.00
				A 1620.4790-90-000	273257 ✓	400.00 ✓	400.00
					Check Total:	800.00	
253993 ✓	03/26/2024	9127	BUREAU OF EDUCATION & RESEARCH ✓	A 2128.4165-90-000	277421 ✓	279.00 ✓	279.00
					Check Total:	279.00	
253994 ✓	03/26/2024	13607	CANON SOLUTIONS AMERICA, INC. ✓				

PATCHOGUE-MEDFORD UFSD

Check Warrant Report For A - 99: Cash Disbursement- 3/26/24 For Dates 3/14/2024 - 3/31/2024



Check #	Check Date	Vendor ID	Vendor Name	Account	PO Number	Check Amount	Liquidated
				A 1670.4793-90-000	274595 ✓	129.58 ✓	129.58
				A 1670.4793-90-000	274596 ✓	90.00 ✓	90.00
					Check Total:	219.58	
253995 ✓	03/26/2024	11143	CARDINAL CONTROL SYSTEMS INC ✓	A 1621.4790-90-000	273230 ✓	619.45 ✓	619.45
					Check Total:	619.45	
253996 ✓	03/26/2024	422	CAROLINA BIOLOGICAL SUPPLY CO. ✓	A 2121.4500-37-000	276965 ✓	58.25 ✓	58.25
					Check Total:	58.25	
253997 ✓	03/26/2024	15878	CELL MECHANIC INC. ✓	A 2630.4450-90-000	277493 ✓	1,894.96 ✓	1,894.96
				A 2630.4450-90-000	277495 ✓	2,214.95 ✓	2,214.95
				A 2630.4450-90-000	277494 ✓	969.98 ✓	969.98
					Check Total:	5,079.89	
253998 ✓	03/26/2024	15878	CELL MECHANIC INC. ✓	A 2630.4450-90-000	277416 ✓	1,059.88 ✓	1,059.88
					Check Total:	1,059.88	
253999 ✓	03/26/2024	12221	CHASE ✓	A 1325.4501-90-000	273440 ✓	375.00	375.00
				A 1325.4501-90-000	273440	0.00	
					Check Total:	375.00 ✓	
254000 ✓	03/26/2024	12040	CLASSROOM ACTIVITY FUND ✓	A 2850.4500-90-000		454.50	
				A 2850.4500-90-000		0.00	
					Check Total:	454.50 ✓	
254001 ✓	03/26/2024	9211	CLECO INC. ✓	A 1621.4280-90-000	276538 ✓	273.00	273.00
					Check Total:	273.00 ✓	
254002 ✓	03/26/2024	10217	COMBS, TOM ✓	A 9061.8000-90-000		3,395.50	
					Check Total:	3,395.50 ✓	
254003 ✓	03/26/2024	11917	COMMERCIAL INSTRU. SERVS., INC ✓	A 1621.4660-90-000	273228 ✓	405.00 ✓	405.00

PATCHOGUE-MEDFORD UFSD

Check Warrant Report For A - 99: Cash Disbursement- 3/26/24 For Dates 3/14/2024 - 3/31/2024



Check #	Check Date	Vendor ID	Vendor Name	Account	PO Number	Check Amount	Liquidated
				A 1621.4660-90-000	273228	675.00 ✓	675.00
					Check Total:	1,080.00 ✓	
254004 ✓	03/26/2024	12935	CORE BTS, INC. ✓	A 1680.4790-90-000	274386 ✓	420.00	420.00
					Check Total:	420.00 ✓	
254005 ✓	03/26/2024	17708	DYNASTY ELEVATOR CORP. ✓	A 1621.4790-90-000	273225 ✓	3,740.00	3,740.00
					Check Total:	3,740.00 ✓	
254006 ✓	03/26/2024	11385	EDGE DOCUMENT SOLUTIONS, LLC ✓	A 1310.4500-90-000	277468 ✓	159.14 ✓	159.14
				A 1680.4500-90-000	277468	1,318.06 ✓	1,318.06
					Check Total:	1,477.20 ✓	
254007 ✓	03/26/2024	17370	EDUCATIONAL SUPPORT SERVICES ✓	A 2020.4750-37-000	277492 ✓	245.00	245.00
					Check Total:	245.00 ✓	
254008 ✓	03/26/2024	843	EMERALD ISLAND SUPPLY CO. ✓	A 1620.4512-90-000	274351 ✓	1,148.40	1,148.40
					Check Total:	1,148.40 ✓	
254009 ✓	03/26/2024	16537	ENCOREX, LLC ✓	A 2110.4001-90-000	277395 ✓	22,673.85	22,673.85
					Check Total:	22,673.85 ✓	
254010 ✓	03/26/2024	15269	FBA OF SYOSSETT, LLC ✓	A 1310.4790-90-000	276869 ✓	1,020.00	1,020.00
					Check Total:	1,020.00 ✓	
254011 ✓	03/26/2024	893	FEDERAL EXPRESS CORP. ✓	A 1670.4730-90-000	273294 ✓	92.43	92.43
					Check Total:	92.43 ✓	
254012 ✓	03/26/2024	15693	FERGUSON ENTERPRISES # 501 ✓	A 1621.4514-90-000	273426 ✓	27.39 ✓	27.39
				A 1621.4514-90-000	273426	226.43 ✓	226.43
				A 1621.4514-90-000	273426	297.99 ✓	297.99
				A 1621.4514-90-000	273426	313.28 ✓	313.28
				A 1621.4514-90-000	273426	58.32 ✓	58.32

PATCHOGUE-MEDFORD UFSD



Check Warrant Report For A - 99: Cash Disbursement- 3/26/24 For Dates 3/14/2024 - 3/31/2024

Check #	Check Date	Vendor ID	Vendor Name	Account	PO Number	Check Amount	Liquidated
				A 1621.4514-90-000	273426	165.64	165.64
					Check Total:	1,089.05	
254013	03/26/2024	915	FISHER SCIENTIFIC COMPANY, LLC	A 2121.4500-37-000	273882	4.92	13.19
					Check Total:	4.92	
254014	03/26/2024	6830	FLINN SCIENTIFIC INC	A 2121.4500-37-000	277163	90.86	90.86
				A 2121.4500-27-000	276874	83.95	83.95
					Check Total:	174.81	
254015	03/26/2024	13316	GLOBAL MONTELLO GROUP CORP.	A 5510.5710-90-000	276406	14,768.00	14,768.00
					Check Total:	14,768.00	
254016	03/26/2024	1045	GOPHER SPORT	A 2020.4500-06-000	277018	223.78	223.78
					Check Total:	223.78	
254017	03/26/2024	1058	GRAINGER, INC. W. W.	A 1620.4512-90-000	277480	1,246.35	1,246.35
				A 1621.4514-90-000	273425	654.68	654.68
				A 1621.4514-90-000	273425	66.04	66.04
				A 1621.4514-90-000	273425	415.20	415.20
				A 1621.4514-90-000	273425	427.75	427.75
				A 1621.4514-90-000	273425	143.19	143.19
				A 1621.4514-90-000	273425	198.00	198.00
					Check Total:	3,151.21	
254018	03/26/2024	867	HAND2MIND, INC.	A 2121.4500-02-000	276831	47.97	47.97
				A 2121.4500-02-000	276928	209.90	209.90
				A 2120.4500-01-000	276483	16.99	16.99
				A 2021.4500-90-EST	277072	359.96	359.96
				A 2120.4500-02-000	276483	16.99	16.99
				A 2120.4500-03-000	276483	16.99	16.99
				A 2120.4500-04-000	276483	16.99	16.99
				A 2120.4500-05-000	276483	16.99	16.99

PATCHOGUE-MEDFORD UFSD



Check Warrant Report For A - 99: Cash Disbursement- 3/26/24 For Dates 3/14/2024 - 3/31/2024

Check #	Check Date	Vendor ID	Vendor Name	Account	PO Number	Check Amount	Liquidated
254019 ✓	03/26/2024	14478 HERFF JONES, LLC ✓		A 2120.4500-06-000	276483 ✓	16.99 ✓	16.99
				A 2120.4500-07-000	276483	16.99 ✓	16.99
				Check Total:		736.76 ✓	
254020 ✓	03/26/2024	19127 HERNANDEZ, HIBERNIA ✓		A 2110.5010-37-000	276768 ✓	103.80 ✓	150.80
				Check Total:		103.80 ✓	
254021 ✓	03/26/2024	12890 HOME DEPOT CREDIT SERVICES ✓		A 2250.4490-90-000	277509 ✓	229.00 ✓	229.00
				Check Total:		229.00 ✓	
254022 ✓	03/26/2024	11985 HTP MECHANICAL CORP. ✓		A 1621.4514-90-000	273422 ✓	8.95 ✓	8.95
				A 1621.4514-90-000	273422	61.23 ✓	61.23
				A 1621.4514-90-000	273422	150.29 ✓	150.29
				Check Total:		220.47 ✓	
254023 ✓	03/26/2024	13758 IMAGESTUFF.COM, INC. ✓		A 1621.4660-90-000	273420 ✓	147.00 ✓	147.00
				Check Total:		147.00 ✓	
254024 ✓	03/26/2024	19126 IRVOLINO, ARTHUR ✓		A 2850.4500-04-000	277075 ✓	61.40 ✓	61.40
				Check Total:		61.40 ✓	
254025 ✓	03/26/2024	1935 J.W. PEPPER & SON, INC. ✓		A 1335		16.00 ✓	
				Check Total:		16.00 ✓	
254026 ✓	03/26/2024	1378 L.I. HARDWARE ✓		A 2118.4810-90-000	276366 ✓	115.00 ✓	115.00
				Check Total:		115.00 ✓	
254027 ✓	03/26/2024	1394 LAKESHORE LEARNING MATERIALS ✓		A 1621.4514-90-000	273418 ✓	55.38 ✓	55.38
				A 1621.4514-90-000	273418 ✓	31.06 ✓	31.06
				Check Total:		86.44 ✓	
				A 2250.4500-03-000	277356 ✓	423.66 ✓	423.66
				Check Total:		423.66 ✓	

PATCHOGUE-MEDFORD UFSD

Check Warrant Report For A - 99: Cash Disbursement- 3/26/24 For Dates 3/14/2024 - 3/31/2024



Check #	Check Date	Vendor ID	Vendor Name	Account	PO Number	Check Amount	Liquidated
254028 ✓	03/26/2024	10363	LOWE'S CREDIT SERVICES ✓				
				A 1620.4512-90-000	274584 ✓	91.41 ✓	91.41
				A 1620.4512-90-000	274576 ✓	93.85 ✓	93.85
				A 1621.4514-90-000	274573 ✓	107.04 ✓	107.04
				A 2250.4500-01-000	277198 ✓	-915.55 ✓	0.00
				A 1621.4514-90-000	274573 ✓	273.59 ✓	273.59
				A 2250.4500-01-000	277198 ✓	1,242.15 ✓	1,308.15
					Check Total:	892.49 ✓	
254029 ✓	03/26/2024	15942	MAZZONI, JEFFREY ✓				
				A 1620.4520-90-000		72.00	
					Check Total:	72.00 ✓	
254030 ✓	03/26/2024	13214	MEGAMATION LLC. ✓				
				A 1621.4790-90-000	273255 ✓	295.00	295.00
					Check Total:	295.00 ✓	
254031 ✓	03/26/2024	15398	MICHELLE TOR INC. ✓				
				A 2250.4490-90-000	274180 ✓	2,580.60 ✓	2,580.60
				A 2250.4490-90-000	274180	3,599.38 ✓	3,599.38
					Check Total:	6,179.98 ✓	
254032 ✓	03/26/2024	1666	MONTAUK BUS SERVICE INC. ✓				
				A 5540.4000-90-000	275840 ✓	173,884.49	173,884.49
					Check Total:	173,884.49 ✓	
254033 ✓	03/26/2024	13174	MUSIC & ARTS CENTERS ✓				
				A 2118.4500-02-000	277268 ✓	259.99	259.99
					Check Total:	259.99 ✓	
254034 ✓	03/26/2024	9774	NATIONAL GRID ✓				
				A 1620.4742-90-000	273493 ✓	95.36	95.36
				A 1620.4742-90-000	273493	0.00	
					Check Total:	95.36 ✓	
254035 ✓	03/26/2024	9774	NATIONAL GRID ✓				
				A 1620.4742-90-000	273493 ✓	17,759.16	17,759.16
				A 1620.4742-90-000	273493	0.00	
					Check Total:	17,759.16 ✓	
254036 ✓	03/26/2024	9774	NATIONAL GRID ✓				

PATCHOGUE-MEDFORD UFSD



Check Warrant Report For A - 99: Cash Disbursement- 3/26/24 For Dates 3/14/2024 - 3/31/2024

Check #	Check Date	Vendor ID	Vendor Name	Account	PO Number	Check Amount	Liquidated
				A 1620.4742-90-000	273493 ✓	11,411.10	11,411.10
				A 1620.4742-90-000	273493	0.00	
					Check Total:	11,411.10 ✓	
254037 ✓	03/26/2024	9774	NATIONAL GRID ✓				
				A 1620.4742-90-000	273493 ✓	41.29	41.29
				A 1620.4742-90-000	273493	0.00	
					Check Total:	41.29 ✓	
254038 ✓	03/26/2024	9774	NATIONAL GRID ✓				
				A 1620.4742-90-000	273493 ✓	1,661.44	1,661.44
				A 1620.4742-90-000	273493	0.00	
					Check Total:	1,661.44 ✓	
254039 ✓	03/26/2024	9774	NATIONAL GRID ✓				
				A 1620.4742-90-000	273493 ✓	19,839.77	19,839.77
				A 1620.4742-90-000	273493	0.00	
					Check Total:	19,839.77 ✓	
254040 ✓	03/26/2024	9774	NATIONAL GRID ✓				
				A 1620.4742-90-000	273493 ✓	10,017.90	10,017.90
				A 1620.4742-90-000	273493	0.00	
					Check Total:	10,017.90 ✓	
254041 ✓	03/26/2024	9774	NATIONAL GRID ✓				
				A 1620.4742-90-000	273493 ✓	313.99	313.99
				A 1620.4742-90-000	273493	0.00	
					Check Total:	313.99 ✓	
254042 ✓	03/26/2024	9774	NATIONAL GRID ✓				
				A 1620.4742-90-000	273493 ✓	894.06	894.06
				A 1620.4742-90-000	273493	0.00	
					Check Total:	894.06 ✓	
254043 ✓	03/26/2024	9774	NATIONAL GRID ✓				
				A 1620.4742-90-000	273493 ✓	334.17	334.17
				A 1620.4742-90-000	273493	0.00	
					Check Total:	334.17 ✓	
254044 ✓	03/26/2024	9774	NATIONAL GRID ✓				
				A 1620.4742-90-000	273493 ✓	6,815.68	6,815.68

PATCHOGUE-MEDFORD UFSD



Check Warrant Report For A - 99: Cash Disbursement- 3/26/24 For Dates 3/14/2024 - 3/31/2024

Check #	Check Date	Vendor ID	Vendor Name	Account	PO Number	Check Amount	Liquidated
				A 1620.4742-90-000	273493	0.00	
					Check Total:	6,815.68	
254045	03/26/2024	9774	NATIONAL GRID	A 1620.4742-90-000	273493	292.24	292.24
				A 1620.4742-90-000	273493	0.00	
					Check Total:	292.24	
254046	03/26/2024	9774	NATIONAL GRID	A 1620.4742-90-000	273493	6,901.20	6,901.20
				A 1620.4742-90-000	273493	0.00	
					Check Total:	6,901.20	
254047	03/26/2024	9774	NATIONAL GRID	A 1620.4742-90-000	273493	1,710.51	1,710.51
				A 1620.4742-90-000	273493	0.00	
					Check Total:	1,710.51	
254048	03/26/2024	9774	NATIONAL GRID	A 1620.4742-90-000	273493	9,403.09	9,403.09
				A 1620.4742-90-000	273493	0.00	
					Check Total:	9,403.09	
254049	03/26/2024	15322	NEW YORK STATE ATHLETIC ADMINISTRATORS ASSOC. INC.	A 2855.4760-90-000	277515	315.00	315.00
				A 2855.4760-90-000	277515	0.00	
					Check Total:	315.00	
254050	03/26/2024	1811	NYS DEPT/ENVIRON. CONSERVATION	A 1621.4790-90-000	273414	200.00	200.00
					Check Total:	200.00	
254051	03/26/2024	13687	ONE ON ONE MEDICAL CARE P.C.	A 2815.4498-90-000	273322	3,825.00	3,825.00
					Check Total:	3,825.00	
254052	03/26/2024	10009	OPTIMUM	A 1680.4790-90-000	273447	0.00	0.00
				A 1680.4790-90-000	273447	43.18	43.18
				A 1680.4790-90-000	273447	54.23	54.23

PATCHOGUE-MEDFORD UFSD



Check Warrant Report For A - 99: Cash Disbursement- 3/26/24 For Dates 3/14/2024 - 3/31/2024

Check #	Check Date	Vendor ID	Vendor Name	Account	PO Number	Check Amount	Liquidated
254053 ✓	03/26/2024	1875 OTC BRANDS, INC. ✓		A 1680.4790-90-000	273447 ✓	30.45 ✓	8.59
				A 1680.4790-90-000	273447 ✓	-38.13 ✓	0.00
				A 1680.4790-90-000	273447 ✓	-0.47 ✓	0.00
				Check Total:		89.26	
254054 ✓	03/26/2024	1896 PARKLINE ASPHALT MAINTENANCE ✓		A 2128.4500-37-000	276587 ✓	49.81 ✓	65.42
				Check Total:		49.81	
254055 ✓	03/26/2024	1913 PATCHOGUE-MEDFORD LIBRARY ✓		A 1621.4790-90-000	276723 ✓	950.00 ✓	950.00
				A 1621.4790-90-000	277249 ✓	800.00 ✓	800.00
				A 1621.4790-90-000	276723 ✓	1,400.00 ✓	1,400.00
				A 1621.4790-90-000	277249 ✓	800.00 ✓	800.00
				A 1621.4790-90-000	276723 ✓	800.00 ✓	889.50
				A 1621.4790-90-000	277249 ✓	487.50 ✓	487.50
				A 1621.4790-90-000	277249 ✓	1,600.00 ✓	1,600.00
254056 ✓	03/26/2024	13814 PSEGLI ✓		Check Total:		6,837.50	
				A 630		772,147.50 ✓	
254057 ✓	03/26/2024	13814 PSEGLI ✓		Check Total:		772,147.50	
				A 1620.4770-90-000	273330 ✓	93.38	93.38
				A 1620.4770-90-000	273330	0.00	
254058 ✓	03/26/2024	13814 PSEGLI ✓		Check Total:		93.38	
				A 1620.4770-90-000	273330 ✓	21.75	21.75
				A 1620.4770-90-000	273330	0.00	
254059 ✓	03/26/2024	13814 PSEGLI ✓		Check Total:		21.75	
				A 1620.4770-90-000	273330 ✓	6,276.51	6,276.51
				A 1620.4770-90-000	273330	0.00	
254059 ✓	03/26/2024	13814 PSEGLI ✓		Check Total:		6,276.51	
				A 1620.4770-90-000	273330 ✓	66.70 ✓	66.70

PATCHOGUE-MEDFORD UFSD



Check Warrant Report For A - 99: Cash Disbursement- 3/26/24 For Dates 3/14/2024 - 3/31/2024

Check #	Check Date	Vendor ID	Vendor Name	Account	PO Number	Check Amount	Liquidated
254060 ✓	03/26/2024	13814 PSEGLI ✓		A 1620.4770-90-000	273330	0.00	
					Check Total:	66.70 ✓	
				A 1620.4770-90-000	273330 ✓	5,869.25	5,869.25
254061 ✓	03/26/2024	13814 PSEGLI ✓		A 1620.4770-90-000	273330	0.00	
					Check Total:	5,869.25 ✓	
				A 1620.4770-90-000	273330 ✓	130.60	130.60
254062 ✓	03/26/2024	13814 PSEGLI ✓		A 1620.4770-90-000	273330	0.00	
					Check Total:	130.60 ✓	
				A 1620.4770-90-000	273330 ✓	257.61	257.61
254063 ✓	03/26/2024	13814 PSEGLI ✓		A 1620.4770-90-000	273330	0.00	
					Check Total:	257.61 ✓	
				A 1620.4770-90-000	273330 ✓	6,923.92	6,923.92
254064 ✓	03/26/2024	13814 PSEGLI ✓		A 1620.4770-90-000	273330	0.00	
					Check Total:	6,923.92 ✓	
				A 1620.4770-90-000	273330 ✓	1,142.59	1,142.59
254065 ✓	03/26/2024	13814 PSEGLI ✓		A 1620.4770-90-000	273330	0.00	
					Check Total:	1,142.59 ✓	
				A 1620.4770-90-000	273330 ✓	62.57	62.57
254066 ✓	03/26/2024	13814 PSEGLI ✓		A 1620.4770-90-000	273330	0.00	
					Check Total:	62.57 ✓	
				A 1620.4770-90-000	273330 ✓	251.54	251.54
254067 ✓	03/26/2024	9056 QUEST DIAGNOSTICS ✓		A 1620.4770-90-000	273330	0.00	
					Check Total:	251.54 ✓	
				A 1430.4000-90-000	275155 ✓	894.70	894.70
					Check Total:	894.70	

PATCHOGUE-MEDFORD UFSD



Check Warrant Report For A - 99: Cash Disbursement- 3/26/24 For Dates 3/14/2024 - 3/31/2024

Check #	Check Date	Vendor ID	Vendor Name	Account	PO Number	Check Amount	Liquidated
254068 ✓	03/26/2024	19111	RUSSANO, GRACE ✓	A 9061.8000-90-000		989.40	
					Check Total:	989.40 ✓	
254069 ✓	03/26/2024	2207	SAYVILLE PUBLIC SCHOOLS ✓	A 5540.4000-90-000	276823 ✓	640.00 ✓	640.00
				A 2250.4710-90-000	276998 ✓	40,612.00 ✓	40,612.00
					Check Total:	41,252.00	
254070 ✓	03/26/2024	8962	SCHOLASTIC INC. ✓	A 2112.4510-27-000	275501 ✓	1,887.90 ✓	1,887.90
					Check Total:	1,887.90	
254071 ✓	03/26/2024	7417	SCHOOL HEALTH CORP. ✓	A 2815.4500-37-000	277301 ✓	1,087.93 ✓	1,087.93
				A 2815.4500-03-000	277424 ✓	63.40 ✓	63.40
				A 2815.4500-07-000	277133 ✓	40.81 ✓	40.81
					Check Total:	1,192.14	
254072 ✓	03/26/2024	17192	SCHOOL SPECIALTY, LLC. ✓	A 2117.4500-01-000	277252 ✓	359.98 ✓	359.98
				A 2120.4500-90-000	276885 ✓	858.10 ✓	858.10
				A 2110.4500-03-000	276915 ✓	349.16 ✓	349.16
				A 2120.4500-90-000	276885 ✓	75.43 ✓	75.43
				A 2110.4500-03-000	276915 ✓	867.28 ✓	867.28
					Check Total:	2,509.95	
254073 ✓	03/26/2024	2244	SCHWING ELECTRICAL SUPPLY CORP ✓	A 1621.4514-90-000	273404 ✓	143.45 ✓	143.45
					Check Total:	143.45	
254074 ✓	03/26/2024	2253	SCOPE ✓	A 1240.4750-90-000	277500 ✓	80.00 ✓	80.00
				A 1240.4750-90-000	277500	0.00	0.00
				A 1240.4750-90-000	277500	0.00	0.00
					Check Total:	80.00	
254075 ✓	03/26/2024	17704	SERENE HOME NURSING AGENCY ✓	A 2815.4497-90-000	277423 ✓	1,424.00 ✓	1,424.00
				A 2815.4497-90-000	277483 ✓	667.00 ✓	667.00

PATCHOGUE-MEDFORD UFSD

Check Warrant Report For A - 99: Cash Disbursement- 3/26/24 For Dates 3/14/2024 - 3/31/2024



Check #	Check Date	Vendor ID	Vendor Name	Account	PO Number	Check Amount	Liquidated
Check Total:						2,091.00	
254076	03/26/2024	17636	SEWINGMACHINESPLUS.COM, INC.	A 2280.4500-90-000	276579	399.00	399.00
Check Total:						399.00	
254077	03/26/2024	11942	SHAR PRODUCTS COMPANY	A 2850.4500-90-000	277234	50.12	50.12
Check Total:						50.12	
254078	03/26/2024	14113	SHERIDAN, KATHLEEN M.	A 1620.4520-90-000		59.99	
Check Total:						59.99	
254079	03/26/2024	2289	SHERWIN WILLIAMS	A 1621.4790-90-000	273403	19.48	19.48
				A 1621.4280-90-000	273402	1,004.77	1,004.77
				A 1621.4790-90-000	273403	7.37	7.37
Check Total:						1,031.62	
254080	03/26/2024	15382	SITEONE LANDSCAPE SUPPLY, LLC	A 1621.4280-90-000	273401	141.03	141.03
				A 1621.4280-90-000	273401	225.08	225.08
Check Total:						366.11	
254081	03/26/2024	14741	SMALL MACHINE SERVICES	A 2115.4690-90-000	276893	630.00	630.00
				A 2115.4690-90-000	276893	0.00	
Check Total:						630.00	
254082	03/26/2024	2049	SPRAGUE OPERATING RESOURCES	A 5510.5710-90-000	276405	13,610.66	13,610.66
Check Total:						13,610.66	
254083	03/26/2024	14359	ST. CHARLES HOSPITAL	A 2855.4610-90-000	275338	15,450.00	15,450.00
Check Total:						15,450.00	
254084	03/26/2024	596	STAPLES ADVANTAGE	A 2810.4500-90-000	277027	16.95	16.95
				A 2121.4500-37-000	277014	4,532.45	4,532.45
				A 2020.4500-27-000	277499	122.82	122.82

PATCHOGUE-MEDFORD UFSD

Check Warrant Report For A - 99: Cash Disbursement- 3/26/24 For Dates 3/14/2024 - 3/31/2024



Check #	Check Date	Vendor ID	Vendor Name	Account	PO Number	Check Amount	Liquidated
				A 2121.4500-37-000	277014 ✓	-239.17 ✓	0.00
				A 2110.4500-27-000	277499 ✓	246.03 ✓	246.03
				A 2121.4500-37-000	277014 ✓	-239.17 ✓	0.00
				A 2110.4500-27-000	277499 ✓	7.84 ✓	7.84
				Check Total:		4,447.75	
254085 ✓	03/26/2024	12835	STAPLES ADVANTAGE ✓				
				A 2815.4500-02-000	277137 ✓	106.82 ✓	106.82
				A 2020.4500-28-000	277215 ✓	169.35 ✓	189.95
				A 2815.4500-37-000	277264 ✓	263.20 ✓	263.20
				A 2121.4500-37-000	276962 ✓	79.02 ✓	86.30
				A 8060.4500-90-SEL	277211 ✓	34.79 ✓	32.03
				A 8060.4500-90-SEL	277211 ✓	32.03 ✓	0.00
				A 8060.4500-90-SEL	277211 ✓	-32.03 ✓	0.00
				A 8060.4500-90-SEL	277211 ✓	-2.76 ✓	0.00
				Check Total:		650.42	
254086 ✓	03/26/2024	17556	SYMBRANT TECHNOLOGIES, INC. ✓				
				A 1680.2000-90-000	268550 ✓	9,398.00 ✓	9,398.00
				Check Total:		9,398.00	
254087 ✓	03/26/2024	19105	THE WHOLE CHILD ACADEMY ✓				
				A 2250.4730-90-000	277354 ✓	15,530.00 ✓	15,530.00
				A 2250.4730-90-000	277354 ✓	15,530.00 ✓	15,530.00
				Check Total:		31,060.00	
254088 ✓	03/26/2024	10204	TOBAY PRINTING ✓				
				A 2331.4000-43-000	277432 ✓	6,399.00 ✓	6,399.00
				Check Total:		6,399.00	
254089 ✓	03/26/2024	15479	TURTLE & HUGHES INC. ✓				
				A 1621.4670-90-000	276496 ✓	498.50 ✓	498.50
				A 1621.4670-90-000	276496 ✓	327.39 ✓	327.39
				A 1621.4670-90-000	276496 ✓	905.14 ✓	905.14
				A 1621.4670-90-000	276496 ✓	349.60 ✓	349.60
				Check Total:		2,080.63	
254090 ✓	03/26/2024	2673	UNITED PARCEL SERVICE ✓				
				A 1670.4730-90-000	273297 ✓	16.90 ✓	16.90

PATCHOGUE-MEDFORD UFSD



Check Warrant Report For A - 99: Cash Disbursement- 3/26/24 For Dates 3/14/2024 - 3/31/2024

Check #	Check Date	Vendor ID	Vendor Name	Account	PO Number	Check Amount	Liquidated
				A 1670.4730-90-000	273297 ✓	16.90 ✓	16.90
					Check Total:	33.80	
254091 ✓	03/26/2024	19095	VENTRIS LEARNING LLC ✓	A 2120.4500-90-000	277402 ✓	526.75 ✓	526.75
					Check Total:	526.75	
254092 ✓	03/26/2024	2712	VILLAGE OF PATCHOGUE ✓	A 5510.5720-90-000	274216 ✓	1,595.79 ✓	1,595.79
				A 1621.4550-90-000	273247 ✓	92.48 ✓	92.48
					Check Total:	1,688.27	
254093 ✓	03/26/2024	12446	W.B. MASON COMPANY ✓	A 1240.4500-90-000	273462 ✓	13.79 ✓	13.79
				A 1670.4500-90-000	274393 ✓	3.95 ✓	3.95
				A 1310.4500-90-000	273462 ✓	17.07 ✓	17.07
				A 1430.4500-90-000	273462 ✓	13.79 ✓	13.79
				A 2010.4500-90-000	273462 ✓	13.79 ✓	13.79
					Check Total:	62.39	
254094 ✓	03/26/2024	17656	WANTAGH UNION FREE SCHOOL DISTRICT ✓	A 2855.4160-90-000	277484 ✓	400.00 ✓	400.00
				A 2855.4160-90-000	277484	0.00	
				A 2855.4160-90-000	277484	0.00	
					Check Total:	400.00	
254095 ✓	03/26/2024	13894	WE TRANSPORTATION/TOWNE BUSLLC ✓	A 5540.4000-90-000	275887 ✓	399,773.50 ✓	399,773.50
					Check Total:	399,773.50	

PATCHOGUE-MEDFORD UFSD

Check Warrant Report For A - 99: Cash Disbursement- 3/26/24 For Dates 3/14/2024 - 3/31/2024



Check #	Check Date	Vendor ID	Vendor Name	Account	PO Number	Check Amount	Liquidated
Number of Transactions: 131					Warrant Total:	1,634,448.58	
					Vendor Portion:	1,634,448.58	

Certification of Warrant

To The District Treasurer: I hereby certify that I have verified the above claims, 131 in number, in the total amount of \$ 1,634,448.58. You are hereby authorized and directed to pay to the claimants certified above the amount of each claim allowed and charge each to the proper fund.

4/2/24 Adriane Brower Claims Auditor
 Date Signature Title
Korey Hoopes alternate Claims Auditor

PATCHOGUE-MEDFORD UFSD

Check Warrant Report For C - 35: Cash Disbursement- 3/26/24 For Dates 3/14/2024 - 3/31/2024



Check #	Check Date	Vendor ID	Vendor Name	Account	PO Number	Check Amount	Liquidated
254096	03/26/2024	15725	ACE ENDICO, INC.	C 2860.5820-95-000	274300	13,911.51	13,911.51
				C 2860.5820-95-000	274300	6,905.76	5,367.12
				C 2860.5820-95-000	274300	-1,538.64	0.00
				C 2860.5820-95-000	274300	18,316.94	18,316.94
				C 2860.5820-95-000	274300	5,839.40	5,839.40
				C 2860.5820-95-000	274300	137.20	137.20
				Check Total:		43,572.17	
254097	03/26/2024	13377	AMERICAN CLASSIC SPECIALTIES	C 2860.5820-95-000	274296	188.30	188.30
				C 2860.5820-95-000	274296	163.65	163.65
				C 2860.5820-95-000	274296	258.95	258.95
				C 2860.5820-95-000	274296	294.30	294.30
				C 2860.5820-95-000	274296	146.60	146.60
				C 2860.5820-95-000	274296	200.20	200.20
				Check Total:		1,252.00	
254098	03/26/2024	152	APPCO PAPER & PLASTICS CORP.	C 2860.5800-95-000	274297	262.74	262.74
				C 2860.5800-95-000	274297	723.91	723.91
				Check Total:		986.65	
254099	03/26/2024	10096	BIG GEYSER, INC.	C 2860.5820-95-000	274299	163.50	163.50
				C 2860.5820-95-000	274299	155.25	155.25
				Check Total:		318.75	
254100	03/26/2024	19133	CHEUNG, PI C	C 2860.5600-95-000		50.00	
				Check Total:		50.00	
254101	03/26/2024	11917	COMMERCIAL INSTRU. SERVS., INC	C 2860.4690-95-000	274275	360.00	360.00
				C 2860.4690-95-000	275885	6,245.00	6,245.00
				Check Total:		6,605.00	
254102	03/26/2024	13617	CREAM-O-LAND DAIRIES, LLC	C 2860.5820-95-000	274276	295.79	295.79

PATCHOGUE-MEDFORD UFSD

Check Warrant Report For C - 35: Cash Disbursement- 3/26/24 For Dates 3/14/2024 - 3/31/2024



Check #	Check Date	Vendor ID	Vendor Name	Account	PO Number	Check Amount	Liquidated
				C 2860.5820-95-000	274276 ✓	297.79 ✓	297.79
				C 2860.5820-95-000	274276	258.48 ✓	258.48
				C 2860.5820-95-000	274276	532.99 ✓	532.99
				C 2860.5820-95-000	274276	391.73 ✓	391.73
				C 2860.5820-95-000	274276	291.79 ✓	291.79
				C 2860.5820-95-000	274276	371.08 ✓	371.08
				C 2860.5820-95-000	274276	556.56 ✓	556.56
				C 2860.5820-95-000	274276	391.39 ✓	391.39
				C 2860.5820-95-000	274276	225.17 ✓	225.17
				C 2860.5820-95-000	274276	201.19 ✓	201.19
				Check Total:		3,813.96 ✓	
254103 ✓	03/26/2024	19132	DEMANGE, SCOTT ✓				
				C 2860.5600-95-000		50.00	
				Check Total:		50.00 ✓	
254104 ✓	03/26/2024	17738	HORMEL FOODS SALES, LLC ✓				
				C 2860.5820-95-000	274280 ✓	585.00	585.00
				Check Total:		585.00 ✓	
254105 ✓	03/26/2024	12933	J&F SUPPLY INC OF LONG ISLAND ✓				
				C 2860.5800-95-000	277128 ✓	1,365.00 ✓	1,365.00
				C 2860.5800-95-000	277128	2,765.00 ✓	2,765.00
				Check Total:		4,130.00 ✓	
254106 ✓	03/26/2024	1285	JAY BEE DISTRIBUTORS INC. ✓				
				C 2860.5820-95-000	274285 ✓	258.70 ✓	258.70
				C 2860.5820-95-000	274285	387.00 ✓	387.00
				C 2860.5820-95-000	274285	314.35 ✓	314.35
				C 2860.5820-95-000	274285	132.12 ✓	132.12
				C 2860.5820-95-000	274285	259.45 ✓	259.45
				C 2860.5820-95-000	274285	304.93 ✓	304.93
				C 2860.5820-95-000	274285	378.10 ✓	378.10
				C 2860.5820-95-000	274285	156.55 ✓	156.55
				Check Total:		2,191.20 ✓	
254107 ✓	03/26/2024	14914	MEADOW PROVISIONS CORP. ✓				
				C 2860.5820-95-000	274287 ✓	311.16 ✓	311.16

PATCHOGUE-MEDFORD UFSD

Check Warrant Report For C - 35: Cash Disbursement- 3/26/24 For Dates 3/14/2024 - 3/31/2024



Check #	Check Date	Vendor ID	Vendor Name	Account	PO Number	Check Amount	Liquidated
				Check Total:		311.16	
254108	03/26/2024	10998	MODERN ITALIAN BAKERY	C 2860.5820-95-000	274290	142.00	142.00
				C 2860.5820-95-000	274290	31.20	31.20
				C 2860.5820-95-000	274290	76.11	76.11
				C 2860.5820-95-000	274290	82.44	82.44
				C 2860.5820-95-000	274290	11.10	11.10
				C 2860.5820-95-000	274290	89.18	89.18
				C 2860.5820-95-000	274290	23.40	23.40
				C 2860.5820-95-000	274290	136.78	136.78
				C 2860.5820-95-000	274290	136.78	136.78
				C 2860.5820-95-000	274290	142.70	142.70
				C 2860.5820-95-000	274290	96.30	96.30
				C 2860.5820-95-000	274290	136.78	136.78
				C 2860.5820-95-000	274290	40.48	40.48
				C 2860.5820-95-000	274290	63.22	63.22
				C 2860.5820-95-000	274290	58.69	58.69
				C 2860.5820-95-000	274290	41.70	41.70
				C 2860.5820-95-000	274290	73.37	73.37
				C 2860.5820-95-000	274290	55.66	55.66
				C 2860.5820-95-000	274290	25.30	25.30
				C 2860.5820-95-000	274290	35.42	35.42
				C 2860.5820-95-000	274290	20.96	20.96
				C 2860.5820-95-000	274290	3.80	3.80
				C 2860.5820-95-000	274290	3.80	3.80
				C 2860.5820-95-000	274290	7.60	7.60
				C 2860.5820-95-000	274290	10.68	10.68
				Check Total:		1,545.45	
254109	03/26/2024	10998	MODERN ITALIAN BAKERY	C 2860.5820-95-000	274290	37.95	37.95
				C 2860.5820-95-000	274290	62.97	62.97
				C 2860.5820-95-000	274290	54.63	54.63
				C 2860.5820-95-000	274290	20.96	20.96

PATCHOGUE-MEDFORD UFSD

Check Warrant Report For C - 35: Cash Disbursement- 3/26/24 For Dates 3/14/2024 - 3/31/2024



Check #	Check Date	Vendor ID	Vendor Name	Account	PO Number	Check Amount	Liquidated
				C 2860.5820-95-000	274290 ✓	3.80 ✓	3.80
				C 2860.5820-95-000	274290	3.80 ✓	3.80
				C 2860.5820-95-000	274290	43.20 ✓	43.20
				C 2860.5820-95-000	274290	10.68 ✓	10.68
				C 2860.5820-95-000	274290	84.49 ✓	84.49
				C 2860.5820-95-000	274290	55.66 ✓	55.66
				C 2860.5820-95-000	274290	31.20 ✓	31.20
				C 2860.5820-95-000	274290	63.46 ✓	63.46
				C 2860.5820-95-000	274290	132.73 ✓	132.73
				C 2860.5820-95-000	274290	132.73 ✓	132.73
				C 2860.5820-95-000	274290	142.85 ✓	142.85
				C 2860.5820-95-000	274290	132.73 ✓	132.73
				C 2860.5820-95-000	274290	132.73 ✓	132.73
				C 2860.5820-95-000	274290	41.98 ✓	41.98
				C 2860.5820-95-000	274290	74.35 ✓	74.35
				C 2860.5820-95-000	274290	11.10 ✓	11.10
				C 2860.5820-95-000	274290	31.20 ✓	31.20
				C 2860.5820-95-000	274290	63.25 ✓	63.25
				C 2860.5820-95-000	274290	23.40 ✓	23.40
				C 2860.5820-95-000	274290	32.89 ✓	32.89
				Check Total:		1,424.74	
254110 ✓	03/26/2024	1707	NARDONE BROS. BAKING CO., INC. ✓	C 2860.5820-95-000	274291 ✓	3,370.41	3,370.41
				Check Total:		3,370.41	
254111 ✓	03/26/2024	13042	PARACO GAS CORPORATION ✓	C 2860.4000-95-000	274327 ✓	260.43	260.43
				Check Total:		260.43	
254112 ✓	03/26/2024	13248	RICH PRODUCTS CORPORATION ✓	C 2860.5820-95-000	274293 ✓	8,519.16	8,519.16
				Check Total:		8,519.16	
254113 ✓	03/26/2024	19134	SHI, JIM ✓	C 2860.5600-95-000		50.00	
				Check Total:		50.00	

PATCHOGUE-MEDFORD UFSD



Check Warrant Report For C - 35: Cash Disbursement- 3/26/24 For Dates 3/14/2024 - 3/31/2024

Check #	Check Date	Vendor ID	Vendor Name	Account	PO Number	Check Amount	Liquidated
254114 ✓	03/26/2024	12446	W.B. MASON COMPANY ✓	C 2860.5010-95-000	277473 ✓	115.24	115.24
						Check Total:	115.24 ✓
254115 ✓	03/26/2024	19135	WILLIAMSON, LAURA M. ✓	C 2860.5600-95-000		50.00	
						Check Total:	50.00 ✓
						Warrant Total:	79,201.32
						Vendor Portion:	79,201.32

Number of Transactions: 20

Certification of Warrant

To The District Treasurer: I hereby certify that I have verified the above claims, 20 in number, in the total amount of \$79,201.32. You are hereby authorized and directed to pay to the claimants certified above the amount of each claim allowed and charge each to the proper fund.

3/27/24 Nancy Hoogster alternate Claims Auditor
 Date Signature Title

PATCHOGUE-MEDFORD UFSD



Check Warrant Report For F - 33: Cash Disbursement- 3/26/24 For Dates 3/14/2024 - 3/31/2024

Check #	Check Date	Vendor ID	Vendor Name	Account	PO Number	Check Amount	Liquidated
254116	03/26/2024	17740	AMAZON CAPITAL SERVICES, INC.	F 2250.4500-90-I24	277454	357.92	357.92
				F 2830.4500-90-OMH	277482	209.00	209.00
				F 2280.4000-90-PE24	276955	14.99	14.99
				F 2830.4500-90-OMH	277497	407.33	407.33
				F 2830.4500-90-OMH	277511	140.46	140.46
Check Total:						1,129.70	
254117	03/26/2024	15798	DIGITAL PROVISIONS INC.	F 2110.4000-90-ARP	275351	5,022.85	5,022.85
				F 2110.4500-90-ARP	275351	6,010.03	6,010.03
				F 2110.4000-90-ARP	275351	1,371.09	1,371.09
Check Total:						12,403.97	
254118	03/26/2024	1394	LAKESHORE LEARNING MATERIALS	F 2250.4500-90-I24	277453	884.31	884.31
Check Total:						884.31	
254119	03/26/2024	17192	SCHOOL SPECIALTY, LLC.	F 2250.4500-90-I24	277456	2,741.06	2,741.06
Check Total:						2,741.06	
254120	03/26/2024	17556	SYMBRANT TECHNOLOGIES, INC.	F 2110.4000-90-ARP	273135	9,398.00	9,398.00
				F 2110.4000-90-ARP	273133	66,395.00	66,395.00
				F 2110.4000-90-ARP	273139	21,729.23	21,729.23
				F 2110.4000-90-ARP	273140	9,398.00	9,398.00
				F 2110.4000-90-ARP	273142	35,504.00	35,504.00
				F 2110.4000-90-ARP	273134	37,605.00	37,605.00
				F 2110.4000-90-ARP	273137	14,029.00	14,029.00
				F 2110.4000-90-ARP	273141	56,388.00	56,388.00
Check Total:						250,446.23	

PATCHOGUE-MEDFORD UFSD



Check Warrant Report For F - 33: Cash Disbursement- 3/26/24 For Dates 3/14/2024 - 3/31/2024

Check #	Check Date	Vendor ID	Vendor Name	Account	PO Number	Check Amount	Liquidated
Number of Transactions: 5					Warrant Total:	267,605.27	
					Vendor Portion:	267,605.27	

Certification of Warrant

To The District Treasurer: I hereby certify that I have verified the above claims, 5 in number, in the total amount of \$ 267,605.27. You are hereby authorized and directed to pay to the claimants certified above the amount of each claim allowed and charge each to the proper fund.

3-21-24 Adriane Bronner Claims Auditor
 Date Signature Title

PATCHOGUE-MEDFORD UFSD



Check Warrant Report For H - 18: Cash Disbursement- 3/26/24 For Dates 3/14/2024 - 3/31/2024

Check #	Check Date	Vendor ID	Vendor Name	Account	PO Number	Check Amount	Liquidated
254121	03/26/2024	17813	TRADITIONAL AIR CONDITIONING, INC.	H 2223.2930-0-1526	272800	238,177.25	259,177.25
						Check Total:	238,177.25
						Warrant Total:	238,177.25
						Vendor Portion:	238,177.25

Number of Transactions: 1

Certification of Warrant

To The District Treasurer: I hereby certify that I have verified the above claims, 1 in number, in the total amount of \$ 238,177.25. You are hereby authorized and directed to pay to the claimants certified above the amount of each claim allowed and charge each to the proper fund.

4-9-24
Date

Adriane Brower
Signature

Claims Auditor
Title

PATCHOGUE-MEDFORD UFSD



Check Warrant Report For A - 101: Cash Disbursement- Payroll Clearing- 3/26/24 For Dates 3/15/2024 - 3/31/2024

Check #	Check Date	Vendor ID	Vendor Name	Account	PO Number	Check Amount	Liquidated
254122 ✓	03/26/2024	11050	ASSOCIATION OF REGISTERED PROF NURSES OF PAT-MED				
				A 724.5		532.00 ✓	
					Check Total:	532.00	
254123 ✓	03/26/2024	2947	CIVIL SERVICE EMPLOYEES ASSN				
				A 724.1		3,911.28 ✓	
				A 724.1		4,550.65 ✓	
				A 724.1		304.94 ✓	
				A 724.1		3,782.16 ✓	
					Check Total:	12,549.03	
254124 ✓	03/26/2024	14319	PATCHOGUE MEDFORD ADMIN ASSOC.				
				A 724.2		1,435.00 ✓	
					Check Total:	1,435.00	
					Warrant Total:	14,516.03	
					Vendor Portion:	14,516.03	

Number of Transactions: 3

Certification of Warrant

To The District Treasurer: I hereby certify that I have verified the above claims, 3 in number, in the total amount of \$ 14,516.03. You are hereby authorized and directed to pay to the claimants certified above the amount of each claim allowed and charge each to the proper fund.

3-28-24 Adriane Brower Claims Auditor
Date Signature Title



PATCHOGUE-MEDFORD UFSD



Check Warrant Report For A - 104: Cash Disbursement- Payroll Clearing- 03/28/24 For Dates 3/27/2024 - 3/31/2024

Check #	Check Date	Vendor ID	Vendor Name	Account	PO Number	Check Amount	Liquidated
254125 ✓	03/28/2024	11050	ASSOCIATION OF REGISTERED PROF NURSES OF PAT-MED ✓	A 724.5		0.00	
				A 724.5		532.00	
					Check Total:	532.00 ✓	
254126 ✓	03/28/2024	2947	CIVIL SERVICE EMPLOYEES ASSN ✓	A 724.1		0.00	
				A 724.1		3,911.28	✓
				A 724.1		4,699.58	✓
				A 724.1		304.94	✓
				A 724.1		3,763.51	✓
					Check Total:	12,679.31 ✓	
254127 ✓	03/28/2024	10095	NYS ASSESSMENT RECEIVABLES ✓	A 723		0.00	
				A 723		649.42	✓
				A 723		377.01	✓
					Check Total:	1,026.43 ✓	
254128 ✓	03/28/2024	11084	NYS CHILD SUPP PROC CENTER ✓	A 723		0.00	
				A 723		647.00	✓
				A 723		696.51	✓
				A 723		592.50	✓
				A 723		401.00	✓
				A 723		250.00	✓
					Check Total:	2,587.01 ✓	
254129 ✓	03/28/2024	1825	NYS TEACHER'S RETIREMENT SYS. ✓	A 727		0.00	
				A 727		58,248.00	
					Check Total:	58,248.00 ✓	
254130 ✓	03/28/2024	8590	NYSUT BENEFIT TRUST ✓	A 724.85		8,208.10	✓
				A 724.85		0.00	
				A 724.85		0.00	



PATCHOGUE-MEDFORD UFSD

Check Warrant Report For A - 104: Cash Disbursement- Payroll Clearing- 03/28/24 For Dates 3/27/2024 - 3/31/2024



Check #	Check Date	Vendor ID	Vendor Name	Account	PO Number	Check Amount	Liquidated
254131	03/28/2024	14319	PATCHOGUE MEDFORD ADMIN ASSOC.	A 724.2		0.00	
				A 724.2		1,435.00	
					Check Total:	8,208.10	
254132	03/28/2024	11636	PEARL, CARROLL & ASSOC., LLC	A 724.1		0.00	
				A 724.1		1,983.42	
					Check Total:	1,435.00	
254133	03/28/2024	7488	SHERIFF OF SUFFOLK COUNTY	A 723		0.00	
				A 723		73.26	
					Check Total:	1,983.42	
254134	03/28/2024	2954	UNITED WAY OF LONG ISLAND	A 723.1		0.00	
				A 723.1		66.00	
					Check Total:	66.00	
					Warrant Total:	86,838.53	
					Vendor Portion:	86,838.53	

Number of Transactions: 10

Certification of Warrant

To The District Treasurer: I hereby certify that I have verified the above claims, 10 in number, in the total amount of \$86,838.53. You are hereby authorized and directed to pay to the claimants certified above the amount of each claim allowed and charge each to the proper fund.

3/28/24 Nancy Hoogstedo Alternate Claims Auditor
Date Signature Title

PATCHOGUE-MEDFORD UFSD



Check Warrant Report For A - 102: Cash Disbursement- 3/27/24 For Dates 3/27/2024 - 3/27/2024

Check #	Check Date	Vendor ID	Vendor Name	Account	PO Number	Check Amount	Liquidated
254135 ✓	03/27/2024	785	**CONTINUED** EASTERN SUFFOLK BOCES				
						Check Total:	0.00
254136 ✓	03/27/2024	785	**CONTINUED** EASTERN SUFFOLK BOCES				
						Check Total:	0.00
254137 ✓	03/27/2024	785	**CONTINUED** EASTERN SUFFOLK BOCES				
						Check Total:	0.00
254138 ✓	03/27/2024	785	**CONTINUED** EASTERN SUFFOLK BOCES				
						Check Total:	0.00
254139 ✓	03/27/2024	785	EASTERN SUFFOLK BOCES ✓				
						Check Total:	0.00
				A 1981.4900-90-000	273331	72,015.75 ✓	72,015.75
				A 2010.4900-90-000	273293	266.38 ✓	266.38
				A 2121.4900-90-000	275894	4,080.00 ✓	4,080.00
				A 2250.4915-90-000	276226	71.77 ✓	71.77
				A 2250.4915-90-000	275870	71.77 ✓	71.77
				A 2250.4915-90-000	275874	738.55 ✓	738.55
				A 2110.4915-90-000	273201	25.00 ✓	25.00
				A 2110.4915-90-000	273347	75.00 ✓	75.00
				A 2120.4900-90-000	276443	259.00 ✓	259.00
				A 2120.4900-90-000	276442	259.00 ✓	259.00
				A 2010.4900-90-000		60.00 ✓	
				A 2120.4900-90-000	276444	225.00 ✓	225.00
				A 2112.4910-90-000	276474	95.00 ✓	95.00
				A 2122.4910-90-000	276246	95.00 ✓	95.00
				A 2122.4910-90-000	276244	95.00 ✓	95.00
				A 2122.4910-90-000	276245	95.00 ✓	95.00
				A 2117.4900-90-000	274894	200.00 ✓	200.00
				A 2121.4900-90-000	274895	150.00 ✓	150.00



PATCHOGUE-MEDFORD UFSD

Check Warrant Report For A - 102: Cash Disbursement- 3/27/24 For Dates 3/27/2024 - 3/27/2024



Check #	Check Date	Vendor ID	Vendor Name	Account	PO Number	Check Amount	Liquidated
				A 5581.4905-90-000	273334	4,603.04 ✓	4,603.04
				A 2110.4913-90-000	273278	12,875.00 ✓	12,875.00
				A 2110.4913-90-000	273278	8,270.00 ✓	8,270.00
				A 1680.4900-90-000	273290	3,204.14 ✓	3,204.14
				A 1680.4900-90-000	273290	6,408.29 ✓	6,408.29
				A 2110.4901-90-000	273291	586.50 ✓	586.50
				A 2110.4901-90-000	273291	1,345.50 ✓	1,345.50
				A 2630.4910-90-000	273338	4,845.98 ✓	4,845.98
				A 1680.4900-90-000	273279	79,319.90 ✓	79,319.90
				A 2630.4910-90-000	273338	4,845.98 ✓	4,845.98
				A 5540.4930-90-000	273285	3,662.00 ✓	3,662.00
				A 1620.4901-90-000	273292	350.00 ✓	350.00
				A 1620.4901-90-000	273283	3,079.89 ✓	3,079.89
				A 1620.4900-90-000	273292	7,198.64 ✓	7,198.64
				A 1620.4901-90-000	273292	350.00 ✓	350.00
				A 1620.4901-90-000	273283	28,319.49 ✓	28,319.49
				A 1430.4900-90-000	273320	6,337.50 ✓	6,337.50
				A 1430.4900-90-000	273320	6,337.50 ✓	6,337.50
				A 1430.4903-90-000	273287	1,020.00 ✓	1,020.00
				A 2128.4900-90-000	275671	200.00 ✓	200.00
				A 2128.4900-90-000	275670	100.00 ✓	100.00
				A 1680.4900-90-000	275806	210.00 ✓	210.00
				A 2250.4915-90-000	275616	210.00 ✓	210.00
				A 1981.4900-90-000	273331	72,015.75 ✓	72,015.75
				A 2127.4900-90-000	273293	46,339.20 ✓	46,339.20
				A 2250.4915-90-000	276226	0.00	0.00
				A 2250.4915-90-000	275870	0.00	0.00
				A 2250.4915-90-000	275874	0.00	0.00
				A 2110.4915-90-000	273347	0.00	
				A 5581.4905-90-000	273334	28,722.23 ✓	28,722.23
				A 2110.4913-90-000	273278	832.00 ✓	832.00
				A 2110.4913-90-000	273278	8,169.35 ✓	8,169.35
				A 1680.4900-90-000	273338	5,280.00 ✓	5,280.00

PATCHOGUE-MEDFORD UFSD

Check Warrant Report For A - 102: Cash Disbursement- 3/27/24 For Dates 3/27/2024 - 3/27/2024



Check #	Check Date	Vendor ID	Vendor Name	Account	PO Number	Check Amount	Liquidated
				A 1680.4900-90-000	273338	16,735.84 ✓	16,735.84
				A 1620.4901-90-000	273292	591.80 ✓	591.80
				A 1620.4901-90-000	273283	0.00	0.00
				A 1620.4901-90-000	273292	591.80 ✓	591.80
				A 1620.4901-90-000	273283	0.00	0.00
				A 1430.4903-90-000	273287	140.00 ✓	140.00
				A 1981.4900-90-000	273331	28,670.75 ✓	28,670.75
				A 2280.4900-90-000	273293	140,709.00 ✓	140,709.00
				A 2250.4915-90-000	275874	0.00	0.00
				A 2110.4915-90-000	273347	0.00 ✓	
				A 5581.4905-90-000	273334	24,753.40 ✓	24,753.40
				A 2110.4913-90-000	273278	1,535.63 ✓	1,535.63
				A 2110.4913-90-000	273278	9,300.00 ✓	9,300.00
				A 1680.4900-90-000	273338	215,328.53 ✓	215,328.53
				A 1680.4900-90-000	273338	7,968.75 ✓	7,968.75
				A 1620.4901-90-000	273292	2,280.30 ✓	2,280.30
				A 1620.4901-90-000	273292	2,280.30 ✓	2,280.30
				A 1620.4901-90-000	273283	0.00	0.00
				A 1430.4903-90-000	273287	1,020.00 ✓	1,020.00
				A 1981.4900-90-000	273331	28,670.75 ✓	28,670.75
				A 2280.4900-90-000	273293	140,709.00 ✓	0.00
				A 2250.4915-90-000	275874	0.00	0.00
				A 2110.4915-90-000	273347	0.00	
				A 2830.4900-90-000	273334	12,650.00 ✓	12,650.00
				A 2110.4913-90-000	273278	663.00 ✓	663.00
				A 1680.4900-90-000	273338	65,444.43 ✓	65,444.43
				A 1680.4900-90-000	273338	2,062.00 ✓	2,062.00
				A 1620.4901-90-000	273283	0.00	0.00
				A 1430.4903-90-000	273287	140.00 ✓	140.00
				A 1310.4920-90-000	273331	136.47 ✓	0.00
				A 2280.4900-90-000	273293	-140,709.00 ✓	0.00
				A 2250.4915-90-000	275874	0.00	0.00
				A 2830.4900-90-000	273334	12,650.00 ✓	12,650.00

PATCHOGUE-MEDFORD UFSD



Check Warrant Report For A - 102: Cash Disbursement- 3/27/24 For Dates 3/27/2024 - 3/27/2024

Check #	Check Date	Vendor ID	Vendor Name	Account	PO Number	Check Amount	Liquidated
				A 2110.4913-90-000	273278	3,071.25 ✓	3,071.25
				A 1680.4900-90-000	273338	2,062.00 ✓	2,062.00
				A 1620.4901-90-000	273283	0.00	0.00
				A 1670.4900-90-000	273331	5,280.00 ✓	5,280.00
				A 2280.4900-90-000	273293	600.00 ✓	0.00
				A 2250.4915-90-000	275874	0.00	0.00
				A 2250.4900-90-000	273334	40,587.20 ✓	33,512.44
				A 1670.4900-90-000	273331	33,269.37 ✓	33,269.37
				A 2280.4900-90-000	273293	-600.00 ✓	0.00
				A 2250.4900-90-000	273334	203,972.54 ✓	165,592.41
				A 1480.4900-90-000	273331	5,335.38 ✓	5,335.38
				A 2250.4900-90-000	273334	80,592.60 ✓	80,592.60
				A 1480.4900-90-000	273331	7,060.37 ✓	7,060.37
				A 2250.4900-90-000	273334	11,443.42 ✓	11,443.42
				A 1622.4900-90-000	273331	14,907.95 ✓	14,907.95
				A 2250.4900-90-000	273334	553,001.09 ✓	553,001.09
				A 1622.4900-90-000	273331	14,907.95 ✓	14,907.95
				A 2250.4900-90-000	273334	6,360.00 ✓	6,360.00
				A 1480.4900-90-000	273331	2,452.63 ✓	2,452.63
				A 2250.4900-90-000	273334	11,365.68 ✓	11,365.68
				A 1480.4900-90-000	273331	3,257.62 ✓	3,257.62
				A 2250.4900-90-000	273334	16,750.24 ✓	16,750.24
				A 2250.4900-90-000	273334	448.21 ✓	448.21
				A 2250.4900-90-000	273334	881.82 ✓	145.32
				A 2250.4900-90-000	273334	-736.50 ✓	0.00
				A 2250.4900-90-000	273334	4,996.00 ✓	4,996.00
				A 2250.4900-90-000	273334	13,532.00 ✓	13,532.00
				A 2250.4900-90-000	273334	40,587.20 ✓	0.00
				A 2250.4900-90-000	273334	-47,661.96 ✓	0.00
				A 2250.4900-90-000	273334	215,372.43 ✓	0.00
				A 2250.4900-90-000	273334	-253,752.56 ✓	0.00
				A 2250.4900-90-000	273334	80,592.60 ✓	62,432.34
				A 2250.4900-90-000	273334	-18,160.26 ✓	0.00

PATCHOGUE-MEDFORD UFSD



Check Warrant Report For A - 102: Cash Disbursement- 3/27/24 For Dates 3/27/2024 - 3/27/2024

Check #	Check Date	Vendor ID	Vendor Name	Account	PO Number	Check Amount	Liquidated
				A 2250.4900-90-000	273334	21,282.16 ✓	295.82
				A 2250.4900-90-000	273334	-20,986.34 ✓	0.00
				A 2250.4900-90-000	273334	592,185.97 ✓	79,930.40
				A 2250.4900-90-000	273334	-512,255.57 ✓	0.00
				A 2250.4900-90-000	273334	4,770.00 ✓	4,770.00
				A 2250.4900-90-000	273334	17,295.60 ✓	17,295.60
				A 2250.4900-90-000	273334	14,978.58 ✓	14,978.58
				A 2250.4900-90-000	273334	448.21 ✓	448.21
				A 2250.4900-90-000	273334	734.85 ✓	734.85
				A 2250.4900-90-000	273334	1,955.00 ✓	0.00
				A 2250.4900-90-000	273334	-4,303.80 ✓	0.00
				A 2250.4900-90-000	273334	27,064.00 ✓	24,715.20

Check Total: 2,193,182.78
Warrant Total: 2,193,182.78
Vendor Portion: 2,193,182.78

Number of Transactions: 5

Certification of Warrant

To The District Treasurer: I hereby certify that I have verified the above claims, 5 in number, in the total amount of \$2,193,182.78. You are hereby authorized and directed to pay to the claimants certified above the amount of each claim allowed and charge each to the proper fund.

4-3-24
Date

Adelaine Brower
Signature

Claims Auditor
Title