

TREASURER'S REPORT

AUGUST

TREASURER'S MONTHLY REPORT

For the period of
August 1, 2024 to August 31, 2024

Total available balance as reported at the end of the preceding period \$ 18,781,824.17

RECEIPTS DURING THE MONTH

Deposits August 1 to August 31	\$	1,960,649.80	
Wires: Payroll Clearing Acct- Capital One Bank	\$	37,640.66	
Payroll Acct- Capital One Bank	\$	60.50	
JE Adj: Paroll Transfer	\$	5,730.78	
Interest	\$	69,500.01	

Total Receipts \$ 2,073,581.75

Total Receipts, including balance \$ 20,855,405.92

DISBURSEMENTS MADE DURING THE MONTH

Wires: Disbursement Acct.- Capital One Bank	\$	7,580,565.44	
Debt Service Acct- Capital One Bank	\$	6,341,000.00	
Payroll Clearing Acct- Capital One Bank	\$	3,553,842.10	
Special Aid Acct- Capital One Bank	\$	1,900,000.00	
Omni Financial	\$	670,182.39	
Workers Comp Account- Chase Bank	\$	55,207.47	
CIGNA Insurance	\$	7,000.00	
Worker Comp Claims Funding- US Bank	\$	3,400.00	
Capital One Credit Card	\$	686.56	
ADJ: CR 148784 deposit to General Fund	\$	45.86	

Total Disbursements \$ 20,111,929.82

Cash balance as shown by records \$ 743,476.10

RECONCILIATION WITH BANK STATEMENT

Balance as given on bank statement, end of month \$ 743,476.10
General Fund Bank Balance

Less total of outstanding checks and adjustments \$ -

Net balance in bank \$ 743,476.10
(Should agree with Cash Balance above unless there are undeposited funds in treasurer's hands)

Amount of receipts undeposited and adjustments (add) \$ -

Total available balance \$ 743,476.10
(Must agree with Cash Balance above if there is a true reconciliation)

Received by the Board of Education and entered as part of the minutes of the Board meeting held

This is to certify that the above Cash Balance is in agreement with my bank statement, as reconciled.


TREASURER OF THE SCHOOL DISTRICT

August 31, 2024

Table 1

List of outstanding checks and adjustments

[illegible]

Table 2

Statement of cash on hand and adjustments:
not deposited at end of period


not deposited at end of period			
Date	Source	Amount	Memorandum
	Total Receipts not on Deposit	\$ -	

TREASURER'S MONTHLY REPORTFor the period of
August 1, 2024 to August 31, 2024

Total available balance as reported at the end of the preceding period	\$	16,858.89
RECEIPTS DURING THE MONTH		
Deposits August 1 to August 31	\$	59,282.07
Total Receipts, including balance	\$	76,140.96
DISBURSEMENTS MADE DURING THE MONTH		
Credit Card Fees	\$	1,311.20
Total Disbursements	\$	1,311.20
Cash balance as shown by records	\$	74,829.76
RECONCILIATION WITH BANK STATEMENT		
Balance as given on bank statement, end of month	\$	74,829.76
Less total of outstanding checks and adjustments	\$	-
Net balance in bank	\$	74,829.76
(Should agree with Cash Balance above unless there are undeposited funds in treasurer's hands)		
Amount of receipts undeposited and adjustments (add)	\$	-
Total available balance	\$	74,829.76
(Must agree with Cash Balance above if there is a true reconciliation)		

Received by the Board of Education and entered as part of the minutes of the Board meeting held

This is to certify that the above Cash Balance is in agreement with my bank statement, as reconciled.


TREASURER OF THE SCHOOL DISTRICT

Capital One Bank

School Lunch Fund

TREASURER'S MONTHLY REPORTFor the period of
August 1, 2024 to August 31, 2024

Total available balance as reported at the end of the preceding period \$ 1,646,955.20

RECEIPTS DURING THE MONTH

Deposits August 1 to August 31

\$ 3,177.67

Total Receipts

\$ 3,177.67

Total Receipts, including balance

\$ 1,650,132.87

DISBURSEMENTS MADE DURING THE MONTHWires: Payroll Clearing Acct- Capital One Bank
Disbursement Acct. - Capital One Bank

\$ 80,643.19

\$ 45,772.89

Total Disbursements

\$ 126,416.08

Cash balance as shown by records

\$ 1,523,716.79

RECONCILIATION WITH BANK STATEMENT

Balance as given on bank statement, end of month

\$ 1,523,716.79

Less total of outstanding checks and adjustments
(See list on reverse)

\$ -

Net balance in bank

\$ 1,523,716.79

(Should agree with Cash Balance above unless there are undeposited
funds in treasurer's hands)


Amount of receipts undeposited and adjustments (add)

\$ -

Total available balance

\$ 1,523,716.79

(Must agree with Cash Balance above if there is a true reconciliation)

Received by the Board of Education and entered as part of the
minutes of the Board meeting heldThis is to certify that the above Cash
Balance is in agreement with my
bank statement, as reconciled.
TREASURER OF THE SCHOOL DISTRICT

August 31, 2024

Table 1

List of outstanding checks and adjustments

Check No. / Description	Amount	Check No. / Description	Amount	Check No. / Description	Amount
Sub-Total	\$ -	Sub-Total	\$ -	Sub-Total	\$ -
Total Outstanding Checks and Adjustments					\$ -

Table 2

Statement of cash on hand and adjustments:
not deposited at end of period

Date	Source	Amount	Memorandum
	Total Receipts not on Deposit	\$ -	

TREASURER'S MONTHLY REPORT

For the period of
August 1, 2024 to August 31, 2024

Total available balance as reported at the end of the preceding period \$ 51.77

RECEIPTS DURING THE MONTH

Add: Wire from General Operating Acct- Capital One Bank \$ 6,341,000.00

Total Receipts \$ 6,341,000.00

Total Receipts, including balance \$ 6,341,051.77

DISBURSEMENTS MADE DURING THE MONTH

Total Disbursements \$ -

Cash balance as shown by records \$ 6,341,051.77

RECONCILIATION WITH BANK STATEMENT

Balance as given on bank statement, end of month \$ 6,341,051.77

Less total of outstanding checks and adjustments
(See list on reverse) \$ -


Net balance in bank \$ 6,341,051.77
(Should agree with Cash Balance above unless there are undeposited
funds in treasurer's hands)

Amount of receipts undeposited and adjustments (add) \$ -

Total available balance \$ 6,341,051.77
(Must agree with Cash Balance above if there is a true reconciliation)

Received by the Board of Education and entered as part of the
minutes of the Board meeting held

This is to certify that the above Cash
Balance is in agreement with my
bank statement, as reconciled.


TREASURER OF THE SCHOOL DISTRICT

TREASURER'S MONTHLY REPORT

For the period of
August 1, 2024 to August 31, 2024

Total available balance as reported at the end of the preceding period \$ 351,424.14

RECEIPTS DURING THE MONTH

Wires: General Operating Acct - Capital One	\$ 1,900,000.00	
JE ADJ: Payroll transfer	\$ 5,730.78	
Total Receipts		\$ 1,905,730.78
Total Receipts, including balance		\$ 2,257,154.92

DISBURSEMENTS MADE DURING THE MONTH


Wires: Payroll Clearing Acct- Capital One Bank	\$ 1,407,888.99	
Disbursement Account- Capital One Bank	\$ 770,268.51	
JE ADJ: Payroll transfer	\$ 5,730.78	
Total Disbursements		\$ 2,183,888.28
Cash balance as shown by records		\$ 73,266.64

RECONCILIATION WITH BANK STATEMENT

Balance as given on bank statement, end of month	\$ 73,266.65
Less total of outstanding checks and adjustments (See list on reverse)	\$ 0.01
Net balance in bank (Should agree with Cash Balance above unless there are undeposited funds in treasurer's hands)	\$ 73,266.64
Amount of receipts undeposited and adjustments (add)	\$ -
Total available balance (Must agree with Cash Balance above if there is a true reconciliation)	\$ 73,266.64

Received by the Board of Education and entered as part of the
minutes of the Board meeting held

This is to certify that the above Cash
Balance is in agreement with my
bank statement, as reconciled.


TREASURER OF THE SCHOOL DISTRICT

August 31, 2024

Table 1

List of outstanding checks and adjustments

[illegible]

Table 2

Statement of cash on hand and adjustments:
not deposited at end of period

Date	Source	Amount	Memorandum
	Total Receipts not on Deposit	\$ -	

TREASURER'S MONTHLY REPORT

For the period of
August 1, 2024 to August 31, 2024

Total available balance as reported at the end of the preceding period \$ 594,862.00

RECEIPTS DURING THE MONTH

Total Receipts \$ -

Total Receipts, including balance \$ 594,862.00

DISBURSEMENTS MADE DURING THE MONTH

Wires: Disbursement Account- Capital One Bank \$ 136,704.11

Total Disbursements \$ 136,704.11

Cash balance as shown by records \$ 458,157.89

RECONCILIATION WITH BANK STATEMENT

Balance as given on bank statement, end of month \$ 458,157.89

Less total of outstanding checks and adjustments
(See list on reverse) \$ -


Net balance in bank \$ 458,157.89
(Should agree with Cash Balance above unless there are undeposited
funds in treasurer's hands)

Amount of receipts undeposited and adjustments (add) \$ -

Total available balance \$ 458,157.89
(Must agree with Cash Balance above if there is a true reconciliation)

Received by the Board of Education and entered as part of the
minutes of the Board meeting held

This is to certify that the above Cash
Balance is in agreement with my
bank statement, as reconciled.


TREASURER OF THE SCHOOL DISTRICT

August 31, 2024

Table 1

List of outstanding checks and adjustments

[illegible]

Table 2

Statement of cash on hand and adjustments:
not deposited at end of period

not deposited at end of period			
Date	Source	Amount	Memorandum
Total Receipts not on Deposit		\$ -	

TREASURER'S MONTHLY REPORT

For the period of
August 1, 2024 to August 31, 2024

Total available balance as reported at the end of the preceding period \$ 8,382.99

RECEIPTS DURING THE MONTH

Wires: General Fund Account- Capital One Bank	\$ 3,553,842.10	
Special Aid Fund Account- Capital One Bank	\$ 1,407,888.99	
School Lunch Fund Account- Capital One Bank	\$ 80,643.19	
ADJ: CR 148784 deposit to General Fund	\$ 45.86	
Total Receipts		\$ 5,042,420.14

Total Receipts, including balance \$ 5,050,803.13

DISBURSEMENTS MADE DURING THE MONTH

Checks:	\$ 11,954.01	
Wires: General Fund Account- Capital One Bank	\$ 37,640.66	
Federal Tax Payments	\$ 1,139,648.73	
State Tax Payments	\$ 198,867.12	
Omni Payments	\$ 102,681.00	
State Street- NYSDCP Payments	\$ 2,100.00	
TFCU Payments	\$ 750.00	
NYSERS Payments	\$ 0.23	
Payroll Disbursement Account	\$ 3,347,762.70	
Total Disbursements		\$ 4,841,404.45

Cash balance as shown by records \$ 209,398.68

RECONCILIATION WITH BANK STATEMENT

Balance as given on bank statement, end of month \$ 211,113.24

Less total of outstanding checks and adjustments
(See list on reverse) \$ 1,714.57


Net balance in bank \$ 209,398.67
(Should agree with Cash Balance above unless there are undeposited funds in treasurer's hands)

Amount of receipts undeposited and adjustments (add) \$ 0.01

Total available balance \$ 209,398.68
(Must agree with Cash Balance above if there is a true reconciliation)

Received by the Board of Education and entered as part of the minutes of the Board meeting held

This is to certify that the above Cash Balance is in agreement with my bank statement, as reconciled.


TREASURER OF THE SCHOOL DISTRICT

August 31, 2024

Table 1

List of outstanding checks and adjustments

Check No. / Description	Amount	Check No. / Description	Amount	Check No. / Description	Amount
255796	\$ 532.00				
256957	\$ 136.14				
257171	\$ 100.15				
257172	\$ 880.50				
157173	\$ 65.78				
Sub-Total	\$ 1,714.57	Sub-Total	\$ -	Sub-Total	\$ -
Total Outstanding Checks and Adjustments					\$ 1,714.57

Table 2Statement of cash on hand and adjustments:
not deposited at end of period

Date	Source	Amount	Memorandum
8/31/2024	Wire in transit	\$ 0.01	
Total Receipts not on Deposit		\$ 0.01	

TREASURER'S MONTHLY REPORTFor the period of
August 1, 2024 to August 31, 2024Total available balance as reported at the end of the preceding period \$501,684.36**RECEIPTS DURING THE MONTH**


Wires: General Fund Account	\$55,207.47	
Interest	\$361.54	
Total Receipts		<u>\$55,569.01</u>
Total Receipts, including balance		\$557,253.37

DISBURSEMENTS MADE DURING THE MONTH

Checks: 35762-35847	\$57,024.96	
Total Disbursements		<u>\$57,024.96</u>
Cash balance as shown by records		<u><u>\$500,228.41</u></u>

RECONCILIATION WITH BANK STATEMENTBalance as given on bank statement, end of month \$532,689.13Less total of outstanding checks and adjustments
(See list on reverse) \$32,460.72Net balance in bank \$500,228.41(Should agree with Cash Balance above unless there are undeposited
funds in treasurer's hands)Amount of receipts undeposited and adjustments (add) \$0.00Total available balance \$500,228.41

(Must agree with Cash Balance above if there is a true reconciliation)

Received by the Board of Education and entered as part of the
minutes of the Board meeting heldThis is to certify that the above Cash
Balance is in agreement with my
bank statement, as reconciled.
TREASURER OF THE SCHOOL DISTRICT

August 31, 2024

Table 1

List of outstanding checks and adjustments

Check No. / Description	Amount	Check No. / Description	Amount	Check No. / Description	Amount
9335104	\$ 300.00	9335831	\$ 355.58		
9335185	\$ 300.00	9335832	\$ 604.83		
9335230	\$ 300.00	9335833	\$ 1,516.68		
9335262	\$ 300.00	9335834	\$ 254.82		
9335549	\$ 1,552.36	9335835	\$ 4,436.81		
9335643	\$ 647.89	9335836	\$ 142.62		
9335656	\$ 90.00	9335837	\$ 600.00		
9335679	\$ 127.40	9335838	\$ 300.00		
9335693	\$ 90.00	9335839	\$ 1,933.56		
9335725	\$ 90.00	9335840	\$ 260.00		
9335764	\$ 260.00	9335841	\$ 240.00		
9335766	\$ 120.26	9335842	\$ 120.26		
9335769	\$ 90.00	9335843	\$ 258.00		
9335785	\$ 127.41	9335844	\$ 102.14		
9335800	\$ 435.00	9335845	\$ 90.00		
9335804	\$ 240.00	9335846	\$ 800.00		
9335805	\$ 120.26	9335847	\$ 865.54		
9335806	\$ 258.00				
9335808	\$ 90.00				
9335810	\$ 874.58				
9335812	\$ 343.80				
9335813	\$ 135.00				
9335814	\$ 188.55				
9335815	\$ 3,621.48				
9335816	\$ 136.70				
9335817	\$ 495.00				
9335818	\$ 263.40				
9335819	\$ 321.05				
9335820	\$ 311.95				
9335821	\$ 926.00				
9335822	\$ 865.54				
9335823	\$ 234.82				
9335824	\$ 356.52				
9335825	\$ 2,409.00				
9335826	\$ 114.60				
9335827	\$ 254.82				
9335828	\$ 1,107.61				
9335829	\$ 114.60				
9335830	\$ 966.28				
Sub-Total	\$ 19,579.88	Sub-Total	\$ 12,880.84	Sub-Total	\$ -
Total Outstanding Checks and Adjustments					\$ 32,460.72

Table 2

Statement of cash on hand and adjustments:
not deposited at end of period

Date	Source	Amount	Memorandum
Total Receipts not on Deposit		\$ -	

TREASURER'S MONTHLY REPORTFor the period of
August 1, 2024 to August 31, 2024

Total available balance as reported at the end of the preceding period

\$ -

RECEIPTS DURING THE MONTH

	General Fund	School Lunch Fund	Special Aid Fund	Capital Fund	Total
Wires:					
08/01/24	\$ 3,411,250.12	\$ 13,390.00	\$ 278,051.41	\$ 9,357.39	\$ 3,712,048.92
08/06/24	\$ 1,744,063.32	\$ 28,880.40	\$ 1,796.54	\$ 78,356.67	\$ 1,853,096.93
08/13/24	\$ 685,800.22	\$ 1,310.00	\$ 26,984.21	\$ 37,825.50	\$ 751,919.93
08/20/24	\$ 171,760.53	\$ 1,889.45	\$ 27,137.31	\$ -	\$ 200,787.29
08/26/24	\$ 1,089,559.30	\$ -	\$ -	\$ -	\$ 1,089,559.30
08/27/24	\$ 478,131.95	\$ 303.04	\$ 436,299.04	\$ 11,164.55	\$ 925,898.58
	\$ 7,580,565.44	\$ 45,772.89	\$ 770,268.51	\$ 136,704.11	\$ 8,533,310.95

\$ 8,533,310.95

Total Receipts, including balance \$ 8,533,310.95

DISBURSEMENTS MADE DURING THE MONTH

Checks:	\$ 7,580,565.44	\$ 45,772.89	\$ 770,268.51	\$ 136,704.11	\$ 8,533,310.95	\$ 8,533,310.95
						Cash balance as shown by records \$ -

RECONCILIATION WITH BANK STATEMENT

Balance as given on bank statement, end of month

\$ 1,979,106.26

Less total of outstanding checks

\$ 1,979,106.27

Net balance in bank

\$ (0.01)

(Should agree with Cash Balance above unless there are undeposited funds in treasurer's hands)

Amount of receipts undeposited and adjustments (add)

\$ 0.01


Total available balance

\$ (0.00)

(Must agree with Cash Balance above if there is a true reconciliation)

Received by the Board of Education and entered as part of the minutes of the Board meeting held

This is to certify that the above Cash Balance is in agreement with my bank statement, as reconciled.



TREASURER OF THE SCHOOL DISTRICT

TREASURER'S MONTHLY REPORTFor the period of
August 1, 2024 to August 31, 2024

Total available balance as reported at the end of the preceding period \$ 1,546.22

RECEIPTS DURING THE MONTH

Wires: Payroll Clearing	08/01/24	\$	1,043,651.79		
Payroll Clearing	08/08/24	\$	216,586.52		
Payroll Clearing	08/15/24	\$	1,114,598.08		
Payroll Clearing	08/26/24	\$	972,926.31	\$	3,347,762.70
				\$	60.50
Adj: Payroll void					
Total Receipts:				\$	3,347,823.20

DISBURSEMENTS MADE DURING THE MONTH

Less: Payroll Disbursement	08/02/24	\$	1,043,651.79		
Payroll Disbursement	08/12/24	\$	216,586.52		
Payroll Disbursement	08/16/24	\$	1,114,598.08		
Payroll Disbursement	08/30/24	\$	972,926.31	\$	3,347,762.70
				\$	60.50
Adj: Payroll void					
Total Disbursements:				\$	3,347,823.20

Cash balance as shown by records \$ 1,546.22

RECONCILIATION WITH BANK STATEMENT

Balance as given on bank statement, end of month	\$	10,113.41
Less total of outstanding checks	\$	8,567.19
Net balance in bank (Should agree with Cash Balance above unless there are undeposited funds in treasurer's hands)	\$	1,546.22
Amount of receipts undeposited and adjustments (add)	\$	-
Total available balance (Must agree with Cash Balance above if there is a true reconciliation)	\$	1,546.22

Received by the Board of Education and entered as part of the minutes of the Board meeting held

This is to certify that the above Cash Balance is in agreement with my bank statement, as reconciled.


 TREASURER OF THE SCHOOL DISTRICT

TREASURER'S MONTHLY REPORT
INVESTMENTS FOR THE MONTH OF AUGUST 31, 2024
OUTSTANDING INVESTMENTS AS OF AUGUST 31, 2024

MONEY MARKET ACCOUNTS

ACCOUNT OPENED	INVESTMENT BANK	COLLATERAL BANK	BEGINNING INVESTMENT BALANCE	ADDITIONS	WITHDRAWALS	INVESTMENT BALANCE AT END OF MONTH	INTEREST RATE @ END OF PERIOD	INTEREST EARNED	INVESTMENT DAYS IN PERIOD
GENERAL FUND									
June-04	CAPITAL ONE BANK	BANK OF NY	\$ 5,412,329.06	\$ 95,311.84	\$ -	\$ 5,507,640.90	2.55%	\$ -	31
October-18	FLUSHING BANK	LOC	\$ 465,266.58	\$ 1,974.43	\$ -	\$ 467,241.01	5.00%	\$ 1,974.43	31
June-18	WEBSTER BANK	BANK OF NY	\$ 3,402,743.01	\$ 14,842.83	\$ -	\$ 3,417,585.84	5.27%	\$ 14,842.83	31
January-08	JP MORGAN CHASE	JP MORGAN CHASE	\$ 101,787.29	\$ 151.27	\$ -	\$ 101,938.56	1.75%	\$ 151.27	31
October-23	HANOVER BANK	LOC	\$ 5,446,771.84	\$ 22,316.15	\$ -	\$ 5,469,087.99	5.10%	\$ 22,316.15	31
July-24	NYSCLASS	LOC	\$ -	\$ -	\$ -	\$ -	5.14%	\$ -	31
		Sub-Total	\$ 14,828,897.78	\$ 134,596.52	\$ -	\$ 14,963,494.30			
CAPITAL FUND									
November-05	CAPITAL ONE BANK	BANK OF NY	\$ 77,662.99	\$ -	\$ -	\$ 77,662.99	2.55%	\$ -	31
October-18	FLUSHING BANK	LOC	\$ 5,865,145.65	\$ 24,889.70	\$ -	\$ 5,890,035.35	5.00%	\$ 24,889.70	31
July-18	WEBSTER BANK	BANK OF NY	\$ 1,137,763.96	\$ 4,962.95	\$ -	\$ 1,142,726.91	5.27%	\$ 4,962.95	31
January-08	JP MORGAN CHASE	JP MORGAN CHASE	\$ -	\$ -	\$ -	\$ -	1.75%	\$ -	31
July-24	NYSCLASS	LOC	\$ 9,012,748.71	\$ 39,476.74	\$ -	\$ 9,052,225.45	5.14%	\$ 39,476.74	31
		Sub-Total	\$ 16,093,321.31	\$ 69,329.39	\$ -	\$ 16,162,650.70			
Total Money Market Accounts			\$ 30,922,219.09	\$ 203,925.91	\$ -	\$ 31,126,145.00			
Total Investments			\$ 30,922,219.09	\$ 203,925.91	\$ -	\$ 31,126,145.00			

Virginia Newell, Treasurer



CLAIMS AUDITOR LETTER



Patchogue-Medford School District

BOARD OF EDUCATION

Marc A. Negrin, President
Diana Andrade, Vice President
Thomas P. Donofrio
Kelli Anne Jennings
Jennifer A. Krieger
Francis J. Salazar
Bernadette M. Smith

Theresa DeLeva, District Clerk

Donna Jones, Ed.D.
Superintendent of Schools
Administrative Center
241 South Ocean Avenue
Patchogue, New York 11772

(631) 687-6380
(631) 687-6389

October 14, 2024

Members of the Board of Education
Patchogue-Medford School District
c/o Donna Jones, Ed.D.
Superintendent of Schools
241 South Ocean Avenue
Patchogue, NY 11772

Dear Members of the Board of Education:

Pursuant to our responsibilities as Internal Claim Auditors for the District, be advised that we have examined in detail all of the bills and claims made against the school district through August 31, 2024.

The findings of our review are that all items are in order and we have authorized the payment of approved bills or claims.

Very truly yours,

Adriane Brower
Claims Auditor

Nancy Hoogsteden
Claims Auditor (Alternate)

CLAIMS AUDITOR REPORTS

AUGUST

INTERNAL CLAIMS AUDITOR MONTHLY REPORT

Payroll Schedule - August 2024

Adriane Brower
Claims Auditor

I have audited the claims from each payroll during the month of August as noted below:

	<---Week ending 8/02--->		<---Week ending 8/16--->		<---Week ending 8/30--->		<---Monthly Totals--->	
	Number of Claims	Amount	Number of Claims	Amount	Number of Claims	Amount	Number of Claims	Amount
INSTRUCTION								
Professional Development, Mentors & Buddies	10	\$ 2,863.50	15	\$ 2,863.50	22	\$ 8,537.60	47	\$ 14,264.60
Homebound Tutoring	6	\$ 4,245.00					6	\$ 4,245.00
Planning & Collaboration - CRRSA ESSER 2							0	\$ -
Budget Substitute Teachers							0	\$ -
Grant Substitute Teachers	1	\$ 75.00					1	\$ 75.00
IEP Writing/ICT Coaching							0	\$ -
Permanent Substitute Teachers*							0	\$ -
DCIP Committee/SCEP Team/Title I Improvements	1	\$ 236.50	13	\$ 3,897.00			14	\$ 4,133.50
Curriculum Writing			47	\$ 37,494.50	20	\$ 14,278.00	67	\$ 51,772.50
Alternative High School/Extended Day/ENL Academy - ARP ESSER	6	\$ 2,229.40	1	\$ 451.50	2	\$ 1,567.00	9	\$ 4,247.90
Kindergarten Dial Screening			1	\$ 580.50			1	\$ 580.50
Empowering Minds/STEM Club/AM Supervision - Title IV					34	\$ 8,793.50	34	\$ 8,793.50
Common Planning & Dual Certification	1	\$ 344.00					1	\$ 344.00
Crisis Prevention							0	\$ -
SEAL of Biliteracy & Civic Readiness - Title IV	1	\$ 881.50					1	\$ 881.50
Mindfulness Grant	5	\$ 590.00	1	\$ 3,363.00			6	\$ 3,953.00
CSE Summer Work	23	\$ 7,555.23	22	\$ 11,101.62	8	\$ 3,064.15	53	\$ 21,721.00
Summer Academy	172	\$ 377,366.50	178	\$ 368,470.60	157	\$ 193,037.73	507	\$ 938,874.83
Summer Special Ed School	39	\$ 102,211.71	39	\$ 71,533.65	37	\$ 36,532.00	115	\$ 210,277.36
Summer School	15	\$ 24,564.56	14	\$ 28,368.08	17	\$ 30,949.28	46	\$ 83,881.92
Summer Guidance Work	7	\$ 7,148.60	6	\$ 8,049.69	4	\$ 6,214.58	17	\$ 21,412.87
Summer Work	2	\$ 3,754.67	3	\$ 7,191.74	25	\$ 17,284.63	30	\$ 28,231.04
Summer PRE-K	4	\$ 8,544.96	5	\$ 11,720.64	5	\$ 4,698.72	14	\$ 24,964.32
EXTRA CURRICULAR								
Regular Chaperones							0	\$ -
Intramural Activities Chaperones							0	\$ -
Athletic Chaperones							0	\$ -
Unified Golf, Bowling & Basketball Chaperones					1	\$ 86.00	1	\$ 86.00
Score Keeper & Timers							0	\$ -
Summer Coaching	2	\$ 4,614.00	2	\$ 4,614.00			4	\$ 9,228.00
Music & Art							0	\$ -
Clubs	8	\$ 3,870.00	1	\$ 1,367.00	1	\$ 3,867.00	10	\$ 9,104.00
Regents/AP/PSAT/SAT Proctor & Grading							0	\$ -
Bilingual Night							0	\$ -

	<---Week ending 8/02--->		<---Week ending 8/16--->		<---Week ending 8/30--->		<-----Monthly Totals----->	
	Number of Claims	Amount	Number of Claims	Amount	Number of Claims	Amount	Number of Claims	Amount
HEALTH SERVICES								
Nurses Retirements (Sick and/or Vacation Time)							0	\$ -
Summer School Nurse	3	\$ 3,002.00	3	\$ 4,522.00	2	\$ 1,368.00	8	\$ 8,892.00
Healthcare Worker Bonus			11	\$ 16,000.00			11	\$ 16,000.00
Sub, Sports, Extracurricular Nurses			3	\$ 385.80	2	\$ 386.68	5	\$ 772.48
Health Aides							0	\$ -
INSTRUCTIONAL AIDES								
Kindergarten Aides							0	\$ -
ESL Aides							0	\$ -
Science Aides							0	\$ -
Special Education Aides	62	\$ 36,036.90	64	\$ 37,092.31	61	\$ 18,045.07	187	\$ 91,174.28
Attendance Aides							0	\$ -
Computer Aides	8	\$ 5,920.12	9	\$ 6,903.80	6	\$ 3,961.58	23	\$ 16,785.50
Library Aides							0	\$ -
SUBSTITUTE AIDES								
Clerical Aides	2	\$ 264.00	2	\$ 660.00	3	\$ 3,130.93	7	\$ 4,054.93
Kindergarten Aides							0	\$ -
Special Education Aides							0	\$ -
Attendance Aides							0	\$ -
Health Aides							0	\$ -
Computer Aides							0	\$ -
Library Aides							0	\$ -
CSEA								
CSEA Resignation (Payouts for Vacation Days)					1	\$ 3,497.24	1	\$ 3,497.24
CSEA Retro Payments for PT Unit			400	\$ 259,203.10			400	\$ 259,203.10
CSEA Retirements (Sick and/or Vacation Time)	1	\$ 346.50	4	\$ 56,274.61			5	\$ 56,621.11
PLANT & FACILITIES								
Custodial Night Differential	37	\$ 4,358.90	36	\$ 4,654.41	38	\$ 4,511.28	111	\$ 13,524.59
Custodial Night Differential OT	3	\$ 42.42	3	\$ 44.62	4	\$ 25.74	10	\$ 112.78
Custodial Overtime	9	\$ 1,221.14	16	\$ 4,737.17	26	\$ 11,434.84	51	\$ 17,393.15
Custodial Acting Job Differential	14	\$ 2,944.55	12	\$ 2,317.09	11	\$ 1,631.86	37	\$ 6,893.50
Custodial Acting Job Differential OT							0	\$ -
Part Time Custodians	25	\$ 15,369.42	25	\$ 15,947.56	24	\$ 14,754.51	74	\$ 46,071.49
Substitute Custodians	21	\$ 9,160.00	20	\$ 8,920.00	18	\$ 8,880.00	59	\$ 26,960.00
Maintenance Workers Night Differential	7	\$ 382.24	7	\$ 405.25	8	\$ 282.97	22	\$ 1,070.46
Maintenance Workers Night Differential OT			1	\$ 9.85	3	\$ 11.98	4	\$ 21.83
Maintenance Workers Overtime	2	\$ 409.00	5	\$ 2,383.75	11	\$ 3,954.15	18	\$ 6,746.90
Maintenance Acting Job Differential							0	\$ -
Maintenance Acting Job Differential OT							0	\$ -

	<---Week ending 8/02--->		<---Week ending 8/16--->		<---Week ending 8/30--->		<-----Monthly Totals----->	
	Number of Claims	Amount	Number of Claims	Amount	Number of Claims	Amount	Number of Claims	Amount
FOOD SERVICE								
Full Time Food Service Workers							0	\$ -
Food Service Overtime							0	\$ -
Part Time Food Service Workers							0	\$ -
Substitute Food Service							0	\$ -
Lunchroom Aides							0	\$ -
Substitute Lunchroom Aides							0	\$ -
TRANSPORTATION								
Bus Drivers	3	\$ 3,691.08	3	\$ 3,830.76	3	\$ 2,618.64	9	\$ 10,140.48
Bus Drivers Overtime							0	\$ -
Sub Bus Driver							0	\$ -
Bus Aides	22	\$ 12,244.53	21	\$ 12,375.42	20	\$ 8,476.60	63	\$ 33,096.55
Substitute Bus Aides	2	\$ 1,676.00	2	\$ 1,680.00	2	\$ 1,532.00	6	\$ 4,888.00
SECURITY								
Security Guards Normal Duty	58	\$ 64,768.75	67	\$ 65,854.50	60	\$ 60,243.00	185	\$ 190,866.25
Security Guards OT	2	\$ 241.88					2	\$ 241.88
Summer Recreation Security	2	\$ 1,720.00	2	\$ 1,720.00	2	\$ 1,720.00	6	\$ 5,160.00
Adult Education Security	1	\$ 129.00	1	\$ 129.00	1	\$ 129.00	3	\$ 387.00
Sporting Events Security							0	\$ -
Community Schools Security	1	\$ 1,376.00	2	\$ 1,720.00	2	\$ 1,720.00	5	\$ 4,816.00
Greeters	2	\$ 1,393.75	2	\$ 1,255.67	2	\$ 1,255.67	6	\$ 3,905.09
Substitute Greeters							0	\$ -
MISCELLANEOUS								
Adult Education	1	\$ 918.00	1	\$ 918.00	1	\$ 918.00	3	\$ 2,754.00
Summer Recreation Childcare	33	\$ 39,812.30	23	\$ 34,218.96	21	\$ 31,901.24	77	\$ 105,932.50
Other Overtime Claims	3	\$ 758.48	8	\$ 1,358.69	5	\$ 1,798.71	16	\$ 3,915.88
Driver's Education					1	\$ 7,200.00	1	\$ 7,200.00
Teacher Sick Buyback					26	\$ 86,535.26	26	\$ 86,535.26
Attendance Buyback					7	\$ 2,000.00	7	\$ 2,000.00
Summer Lavatory Aides	5	\$ 2,330.70	5	\$ 2,877.80	5	\$ 1,816.11	15	\$ 7,024.61
Miscellaneous Claims	3	\$ 2,053.00	4	\$ 3,922.88	3	\$ 2,594.30	10	\$ 8,570.18
TOTAL CLAIMS	635	\$ 763,665.79	1110	\$ 1,113,390.02	712	\$ 617,245.55	2457	\$ 2,494,301.36

*totals for permanent substitutes are comprised from those paid through the budget as well as through federal grants

**OFFICE OF BUSINESS ADMINISTRATION
INTERNAL CLAIMS AUDITOR MONTHLY REPORT**

Payroll Adjustments and Summaries – August 2024

Manual Checks & Non-cash Sick Pay:

Payroll Week Ending	Reference Number Sequence	Number of Claims	Gross Pay	FICA Withholding - Employer Share	Medicare Withholding - Employer Share
08/02/24					
08/12/24					
08/16/24					
08/30/24					
TOTALS		0	\$ -	\$ -	\$ -

Voided Checks:

Payroll Week Ending	Check Number(s)	Number of Claims	Gross Pay	Net Pay	Reason(s)
08/02/24	994662, 995248, 995535, 995772, 995832	5	\$ 8,833.78	\$ 5,677.08	2 closed accts, 1 over paid, 2 remove garnishments
08/12/24					
08/16/24					
08/30/24	972990, 993116, 996041, 996054, 997229, 997252	6	\$ 8,712.40	\$ 5,994.54	2 lost, 2 closed accts, 2 add garnishments
TOTALS		11	\$ 17,546.18	\$ 11,671.62	

Payroll Summaries:

Payroll Week Ending	Number of Checks	Check Sequence	Gross Payment
08/02/24	753	995248-995995	\$ 1,471,756.41
08/06/24	2	995996-995997	\$ 2,698.16
08/12/24	400	995998-996397	\$ 259,203.10
08/16/24	794	996398-997189	\$ 1,594,802.81
08/30/24	795	997190-997978	\$ 1,370,365.62

claim forms received late
retro payments

I have verified the accuracy of the payroll adjustments required to record disability taxes from each payroll during the month of August as noted above. I have also reviewed and accounted for all checks that were voided during the month. All check sequences for payroll transactions have been properly reconciled.

Adriane Brower
Claims Auditor

**OFFICE OF BUSINESS ADMINISTRATION
INTERNAL CLAIMS AUDITOR MONTHLY REPORT**

Custodial Overtime – August 2024

I have tallied the claims from each payroll during the month of August noted below:


Claims Auditor

		<---Week ending 8/02--->		<---Week ending 8/16--->		<---Week ending 8/30--->		<-----Monthly Totals----->	
		Number of Claims	Amount	Number of Claims	Amount	Number of Claims	Amount	Number of Claims	Amount
ELEMENTARY SCHOOL BUILDINGS									
	Barton	2	\$ 204.21	1	\$ 224.30	2	\$ 1,545.62	5	\$ 1,974.13
	Bay					1	\$ 152.80	1	\$ 152.80
	Canaan			2	\$ 954.91	3	\$ 1,727.83	5	\$ 2,682.74
	Eagle					2	\$ 787.21	2	\$ 787.21
	Medford	2	\$ 377.38			2	\$ 689.71	4	\$ 1,067.09
	River			1	\$ 78.72			1	\$ 78.72
	Tremont	1	\$ 74.77	2	\$ 634.60	3	\$ 1,753.37	6	\$ 2,462.74
MIDDLE SCHOOL BUILDINGS									
	Oregon					1	\$ 279.22	1	\$ 279.22
	Saxton	2	\$ 464.42	4	\$ 1,452.69	5	\$ 1,598.95	11	\$ 3,516.06
	South Ocean	1	\$ 18.69	1	\$ 52.32	1	\$ 448.60	3	\$ 519.61
HIGH SCHOOL BUILDING									
	Patchogue-Medford H.S.	1	\$ 81.67	5	\$ 1,339.63	6	\$ 2,451.53	12	\$ 3,872.83
PLANT AND FACILITIES									
	Maintenance Workers	2	\$ 409.00	3	\$ 2,119.59	5	\$ 2,071.93	10	\$ 4,600.52
	Truck Drivers			2	\$ 264.16	2	\$ 722.13	4	\$ 986.29
	Groundskeepers					4	\$ 1,160.09	4	\$ 1,160.09
TOTAL CLAIMS		11	\$ 1,630.14	21	\$ 7,120.92	37	\$ 15,388.99	69	\$ 24,140.05

INTERNAL CLAIMS AUDITOR MONTHLY REPORT

Cash Disbursements - August 2024

Fund	Warrant Number	Warrant Date	Number of Claims	Warrant Amount	Check Sequence	Number of Discrepancies	Description of Discrepancies	Discrepancies Amount	Check Number(s)
A	12	8/1/2024	97	\$ 3,411,250.12	256042-256138	0	none	\$ -	
C	5	8/1/2024	2	\$ 13,390.00	256139-256140	0	none	\$ -	
F	3	8/1/2024	10	\$ 278,051.41	256141-256150	1	confirming PO's	\$ 1,142.57	256144
H	2	8/1/2024	1	\$ 9,357.39	256151	0	none	\$ -	
PC	11	8/1/2024	1	\$ 880.50	256152	0	none	\$ -	
A	19	8/26/2024	600	\$ 1,089,559.30	256153-256752	3	voids: missing correct backup	\$ 8,704.20	256426, 256625, 256626
A	13	8/6/2024	87	\$ 1,744,063.32	256753-256834	3	2 voids: wrong account, 1 confirming PO	\$ 1,272.85	256762, 256772, 256773
C	6	8/6/2024	4	\$ 28,880.40	256835-256838	0	none	\$ -	
F	2	8/6/2024	2	\$ 1,796.54	256839-256840	0	none	\$ -	
H	3	8/6/2024	3	\$ 78,356.67	256841-256843	0	none	\$ -	
A	20	8/13/2024	101	\$ 685,800.22	256844-256944	1	confirming PO	\$ 8,682.00	256934
C	7	8/13/2024	1	\$ 1,310.00	256945	0	none	\$ -	
F	5	8/13/2024	3	\$ 26,984.21	256946-256948	0	none	\$ -	
H	4	8/13/2024	2	\$ 37,825.50	256949-256950	0	none	\$ -	
PC	14	8/15/2024	7	\$ 10,027.08	256951-256957	0	none	\$ -	
A	21	8/20/2024	75	\$ 171,760.53	256958-257028	2	1 confirming PO, 3 voids: 2 wrong vendor, 1 overpayment	\$ 1,932.61	256968, 256973, 256979, 256982
C	8	8/20/2024	8	\$ 1,889.45	257029-257036	0	none	\$ -	
F	6	8/20/2024	5	\$ 27,137.31	257037-257041	0	none	\$ -	

medicare

Fund	Warrant Number	Warrant Date	Number of Claims	Warrant Amount	Check Sequence	Number of Discrepancies	Description of Discrepancies	Discrepancies Amount	Check Number(s)
A	24	8/27/2024	129	\$ 478,131.95	257042-257164	1	void: overpayment	\$ 2,694.09	257144
C	9	8/27/2024	1	\$ 303.04	257165			\$ -	
F	7	8/27/2024	4	\$ 436,299.04	257166-257169	1	confirming PO	\$ 40.47	257168
H	5	8/27/2024	1	\$ 11,164.55	257170	0	none	\$ -	
PC	23	8/28/2024	3	\$ 1,046.43	257171-2571			\$ -	
	229		1147	\$ 8,545,264.96		12		\$ 24,468.79	

Summary:

Discrepancy Occurrence	1.05%
Void Occurrence	1.31%

Fund	Check Date	Void Date	Check Number	Reason
A	04/09/24	08/06/24	254330	lost
A	04/09/24	08/06/24	254357	lost
A	05/07/24	08/06/24	254727	lost
A	05/15/24	08/06/24	254950	lost
A	06/11/24	08/06/24	255373	lost
A	06/04/24	08/20/24	255296	lost
A	06/27/24	08/20/24	255687	lost
A	08/06/24	08/20/24	256772	wrong account
A	08/06/24	08/20/24	256773	wrong account
A	06/04/24	08/27/24	255136	lost
A	08/26/24	08/27/24	256426	incorrect backup-medicare
A	08/26/24	08/27/24	256625	incorrect backup-medicare
A	08/26/24	08/27/24	255626	incorrect backup-medicare
A	08/20/24	08/27/24	256973	no longer in position for petty cash
A	08/20/24	08/27/24	256982	no longer in position for petty cash

Notes:

I have audited the cash disbursements from each warrant during the month of August as noted above. Pursuant to my duties as Claims Auditor, I have verified all expenditures to be legitimate and in accordance with Board Policy # 3434. I have reconciled all checks for the month and verified the check sequence to be accurate. All warrants have been accounted for and there are no gaps in the number sequence.

Adriane Brower
Claims Auditor

**OFFICE OF BUSINESS ADMINISTRATION
INTERNAL CLAIMS AUDITOR MONTHLY REPORT**

Worker's Compensation - August 2024

Warrant Date	Number of Claims	Amount	Check Sequence	Number of Discrepancies	Description of Discrepancies	Discrepancy Amount	Check Number(s)
8/1/2024	9	\$ 2,770.40	35762-35770	0	none	\$ -	
8/5/2024	2	\$ 5,956.24	35771-35772	0	none	\$ -	
8/7/2024	18	\$ 9,923.97	35773-35790	0	none	\$ -	
8/8/2024	1	\$ 865.54	35791	0	none	\$ -	
8/13/2024	1	\$ 4,778.12	35792	0	none	\$ -	
8/14/2024	8	\$ 4,715.79	35793-35800	0	none	\$ -	
8/15/2024	9	\$ 2,770.40	35801-35809	0	none	\$ -	
8/21/2024	12	\$ 7,845.45	35810-35821	1	void: incorrect vendor	\$ 227.94	35811
8/22/2024	1	\$ 865.54	35822	0	none	\$ -	
8/27/2024	14	\$ 12,869.59	35823-35836	1	void: duplicate payment	\$ 1,516.68	35833
8/28/2024	10	\$ 4,703.96	35837-35846	0	none	\$ -	
8/29/2024	1	\$ 865.54	35847	0	none	\$ -	
TOTALS	86	\$ 58,930.54		2		\$ 1,744.62	

Voided Checks:

Check Date	Voided Date	Check Number	Reason
07/17/24	8/9/2024	35716	duplicate payment
08/21/24	8/30/2024	35811	incorrect vendor

Summary:

Discrepancy Occurrence	2.33%
Void Occurrence	2.33%

I have audited the worker's compensation cash disbursements from each warrant during the month of August as noted above.

Adriane Broner
Claims Auditor

**OFFICE OF BUSINESS ADMINISTRATION
INTERNAL CLAIMS AUDITOR MONTHLY REPORTS**

Fund Transfer Audit - Wire Authorizations for the Month of August, 2024

I have audited the wire authorizations of fund transfers for the month of August as noted below:


Claims Auditor

Bank	Account	Number of Deposits	Deposit Total	Discrepancies	Number of Disbursements	Disbursements Total	Discrepancies
Capital One	Capital Fund				4	\$ 136,704.11	None
	Capital Investment						
	Debt Service Fund	1	\$ 6,341,000.00	None			
	Debt Service Investment						
	Disbursement	20	\$ 8,533,310.95	None			
	General Fund	5	\$ 37,701.16	None	28	\$ 20,121,505.52	None
	Money Market						
	General / Child Care						
	Payroll	4	\$ 3,347,762.70	None	6	\$ 3,307,027.28	None
	Food Service				9	\$ 126,416.08	None
	Special Aid	2	\$ 1,900,000.00	None	9	\$ 2,178,157.50	None
	Payroll Clearing	19	\$ 5,068,250.03	None	24	\$ 4,829,450.21	None
Chase	Capital Investment						
	General Investment						
NYCLASS	Workers Compensation	6	\$ 43,039.84	None			
	Capital Investment						
Webster/Sterling	Capital Investment						
	General Investment						
	Clearing						
Flushing Bank	Capital Investment						
	General Investment						
Hanover	General Investment						
TOTALS		57	\$25,271,064.68		80	\$30,699,260.70	

Each wire transaction has been reconciled against the corresponding bank statements and verified to be accurate in accordance with Board Policy # 3471.

OFFICE OF BUSINESS ADMINISTRATION
PATCHOGUE-MEDFORD SCHOOLS
241 South Ocean Avenue
Patchogue, NY 11772-3787
(631) 687-6330

TO: Patchogue-Medford Board of Education
FROM: Adriane Brower, Internal Claims Auditor *a. Brower*
DATE: September 24, 2024
RE: nVision Audit Reports

I have reviewed the Payroll Change Analysis Report for the month of August 2024. All changes made by the Payroll Department are reasonable.

I have reviewed the Audit Analysis Report for the month of August 2024. All changes are reasonable.

I have reviewed the Login/Logout Audit Report for the randomly selected date of August 22, 2024. All users are authorized.

I will keep the Board and the Business Office informed of any unusual activity.

cc: F. Mазzie

**OFFICE OF BUSINESS ADMINISTRATION
PATCHOGUE-MEDFORD SCHOOLS
241 South Ocean Avenue
Patchogue, NY 11772-3787
(631) 687-6330**

TO: Patchogue-Medford Board of Education
FROM: Adriane Brower, Internal Claims Auditor *A. Brower*
DATE: September 24, 2024
RE: Firewall Activity Report

I have reviewed the monthly firewall activity report for the month of August 2024.

The individuals and/or companies that have accessed our network remotely have been compared against an authorized user list to ensure that each had the District's permission to do so, in accordance with Board policy # 4411.

In addition, I have reviewed the dates that each has accessed the network and determined that there was no evidence of any abnormal activity.

I will keep the Board and the Business Office informed of any suspicious activity.

cc: F. Mazzie

CASH FLOW PROJECTION

PATCHOGUE-MEDFORD UNION FREE SCHOOL DISTRICT
Projected Cash Flow Report for the Year Ending June 30, 2025

Month	July	August	September	October	November	December	January	February	March	April	May	June	
Revenues													
Property Taxes	0.00	0.00	0.00	0.00	0.00	0.00	58,000,000.00	12,000,000.00	2,000,000.00	2,000,000.00	10,000,000.00	38,268,680.00	122,268,680.00
Library Taxes	0.00	0.00	0.00	0.00	0.00	0.00	4,500,000.00	900,000.00	150,000.00	200,000.00	600,000.00	3,109,591.00	9,459,591.00
STAR Aid	0.00	0.00	0.00	0.00	0.00	0.00	9,000,000.00	0.00	0.00	0.00	0.00	0.00	9,000,000.00
State Aid	1,121,942.54	1,781,366.55	13,431,557.46	1,500,000.00	2,000,000.00	8,000,000.00	12,000,000.00	1,000,000.00	7,000,000.00	7,000,000.00	18,000,000.00	17,126,911.00	89,961,777.55
Note Proceeds, TANS	0.00	0.00	48,000,000.00	0.00	0.00	0.00	0.00	0.00	0.00	0.00	0.00	0.00	48,000,000.00
Other Revenues	433,752.03	426,414.39	300,484.64	310,000.00	380,000.00	600,000.00	300,000.00	1,740,000.00	400,000.00	690,000.00	1,200,000.00	3,140,000.00	9,920,651.06
Total Revenues	\$1,555,694.57	\$2,207,780.94	\$61,732,042.10	\$1,810,000.00	\$2,380,000.00	\$8,600,000.00	\$83,800,000.00	\$15,640,000.00	\$9,550,000.00	\$9,890,000.00	\$29,800,000.00	\$61,645,182.00	288,610,699.61
Total Interfund Transfers and Investments	\$1,584,198.86	\$1,365,034.74	\$3,877,675.49	\$1,150,000.00	\$2,650,000.00	\$1,650,000.00	\$920,000.00	\$1,250,000.00	\$24,650,000.00	\$850,000.00	\$1,150,000.00	\$1,700,000.00	42,796,909.09
Total Revenues & Interfund Transfers	3,139,893.43	3,572,815.68	65,609,717.59	2,960,000.00	5,030,000.00	10,250,000.00	84,720,000.00	16,890,000.00	34,200,000.00	10,740,000.00	30,950,000.00	63,345,182.00	331,407,608.70
Disbursements													
Public Library	0.00	1,576,711.63	788,299.25	788,299.25	788,299.25	788,299.25	788,299.25	788,299.25	788,299.25	788,299.25	1,576,598.50	0.00	9,459,704.13
Wires to Debt Service Account	0.00	6,341,000.00	0.00	0.00	0.00	644,180.60	0.00	0.00	262,235.00	0.00	0.00	3,334,181.00	10,581,596.60
Wires for Interest Payment	0.00	0.00	0.00	0.00	0.00	0.00	0.00	0.00	0.00	0.00	0.00	0.00	0.00
Wires for TANS Payment	0.00	0.00	0.00	0.00	0.00	0.00	0.00	0.00	0.00	0.00	0.00	0.00	0.00
Operating Expenses	14,066,188.71	13,301,324.99	19,121,906.14	19,877,440.00	21,360,100.00	26,344,640.00	18,837,450.00	21,115,100.00	28,762,100.00	20,509,640.00	24,340,440.00	42,373,116.85	270,009,446.69
Total Disbursements	14,066,188.71	21,219,036.62	19,910,205.39	20,665,739.25	22,148,399.25	27,777,119.85	19,625,749.25	21,903,399.25	29,812,634.25	21,297,939.25	25,917,038.50	45,707,297.85	290,050,747.42
Total Disbursements & Interfund Transfers	14,066,188.71	21,219,036.62	19,910,205.39	20,665,739.25	22,148,399.25	27,777,119.85	19,625,749.25	21,903,399.25	29,812,634.25	21,297,939.25	25,917,038.50	45,707,297.85	290,050,747.42
Beginning Month Balance	45,065,489.69	34,139,194.41	16,492,973.47	62,192,485.67	44,486,746.42	27,368,347.17	9,841,227.32	74,935,478.07	69,922,078.82	74,309,444.57	63,751,505.32	68,784,466.82	
Total Revenues & Interfund Transfers	3,139,893.43	3,572,815.68	65,609,717.59	2,960,000.00	5,030,000.00	10,250,000.00	84,720,000.00	16,890,000.00	34,200,000.00	10,740,000.00	30,950,000.00	63,345,182.00	
Total Disbursements & Interfund Transfers	14,066,188.71	21,219,036.62	19,910,205.39	20,665,739.25	22,148,399.25	27,777,119.85	19,625,749.25	21,903,399.25	29,812,634.25	21,297,939.25	25,917,038.50	45,707,297.85	
Ending Month Balance	\$34,139,194.41	\$16,492,973.47	\$62,192,485.67	\$44,486,746.42	\$27,368,347.17	\$9,841,227.32	\$74,935,478.07	\$69,922,078.82	\$74,309,444.57	\$63,751,505.32	\$68,784,466.82	\$86,422,350.97	
Balances at End of Month													
General Operating Accounts	19,310,296.63	1,529,479.17	15,249,075.63	0.00	0.00	0.00	0.00	0.00	0.00	0.00	0.00	0.00	
General Investment Accounts	14,828,897.78	14,963,494.30	46,943,410.04	0.00	0.00	0.00	0.00	0.00	0.00	0.00	0.00	0.00	
Total End of Month Balances	\$34,139,194.41	\$16,492,973.47	\$62,192,485.67	\$0.00	\$0.00	\$0.00	\$0.00	\$0.00	\$0.00	\$0.00	\$0.00	\$0.00	\$0.00

EXTRA CLASSROOM ACTIVITY FUND

AUGUST

EXTRACLASROOM ACTIVITY FUND
CENTRAL TREASURER'S REPORT
AUG 2024

Account	Beginning Balance	Receipts/Transfers/A djustments	Subtotal Balance	Payments/Transfers/ Adjustments	Ending Balance	Notes
101 Class of 2027	976.10	0.00	976.10	0.00	976.10	
102 Class of 2025	276.79	0.00	276.79	0.00	276.79	
103 Class of 2024	16,490.88	0.00	16,490.88	0.00	16,490.88	
106 PMHS Store	320.17	0.00	320.17	0.00	320.17	
108 General Interest	3,449.53	0.00	3,449.53	0.00	3,449.53	
109 Class of 2023	2,411.27	0.00	2,411.27	0.00	2,411.27	
110 Class of 2026	6,175.51		6,175.51	3,624.00	2,551.51	
111 PMHS Student Rec	13,077.72	0.00	13,077.72	0.00	13,077.72	
112 Photo Club	23.51	0.00	23.51	0.00	23.51	
114 G.O. Executive	18,663.12	0.00	18,663.12	0.00	18,663.12	
115 Virtual Enterprise	1,061.97	0.00	1,061.97	0.00	1,061.97	
116 Anchor Club	0.00	0.00	0.00	0.00	0.00	
117 PMHS Band	4,481.19	0.00	4,481.19	0.00	4,481.19	
118 Tri Music	4,969.57	0.00	4,969.57	0.00	4,969.57	
119 PMHS Chorus	3,964.43	0.00	3,964.43	0.00	3,964.43	
120 DECA	30.62	0.00	30.62	0.00	30.62	
121 FBLA	332.58	0.00	332.58	0.00	332.58	
123 French Honor	876.36	0.00	876.36	0.00	876.36	
124 Natl Honor Soc	172.05	0.00	172.05	0.00	172.05	
125 Leo Club	42.96	0.00	42.96	0.00	42.96	
126 Key Club	1,913.90	0.00	1,913.90	0.00	1,913.90	
127 Natl Hist Honor	175.15	0.00	175.15	0.00	175.15	
128 Natl Art Honors	946.08	0.00	946.08	0.00	946.08	
129 AGRI SCIENCE GREENHOUSE	64.64	0.00	64.64	0.00	64.64	
130 Red & Black	184.68	0.00	184.68	0.00	184.68	
132-GREEN THUMB GARDEN	82.66	0.00	82.66	0.00	82.66	
133 PMHS Orchestra	167.31	0.00	167.31	0.00	167.31	
134 Social Studies	1,766.48	0.00	1,766.48	0.00	1,766.48	
136 Math Club	117.37	0.00	117.37	0.00	117.37	
137 Var Cheerleaders	79.90	0.00	79.90	0.00	79.90	
138 Spanish Honor	1,140.84	0.00	1,140.84	0.00	1,140.84	
141 Bay Elem G.O.	21,987.51	0.00	21,987.51	0.00	21,987.51	
143 Medford Elem	7,787.03	0.00	7,787.03	0.00	7,787.03	
150 Interact	1,583.74	0.00	1,583.74	0.00	1,583.74	
152 River GO	377.15	0.00	377.15	0.00	377.15	
154 Tremont G.O.	4,333.20	0.00	4,333.20	600.00	3,733.20	
162 Barton G.O.	4,502.44	1,000.00	5,502.44	4,737.00	765.44	
175 Saxton Library	1,259.85	0.00	1,259.85	0.00	1,259.85	
176 Sax NJHS	1,803.37	0.00	1,803.37	0.00	1,803.37	
178 Sax SSGO	15,890.19	0.00	15,890.19	0.00	15,890.19	
181 Sax Musical	10,166.04	0.00	10,166.04	0.00	10,166.04	
183 Sax Yearbook	4,339.10	0.00	4,339.10	0.00	4,339.10	
184 Sax Actors Inc	2,695.30	0.00	2,695.30	0.00	2,695.30	
186 Oregon G.O.	110.26	0.00	110.26	0.00	110.26	
187 Oreg Production	21,798.73	0.00	21,798.73	0.00	21,798.73	
188 Oregon Bean	2,151.32	0.00	2,151.32	0.00	2,151.32	
191 Oregon Yearbook	5,409.07	0.00	5,409.07	0.00	5,409.07	
193 Oregon Band	2,022.66	0.00	2,022.66	0.00	2,022.66	
199 Oregon 8th Grad	23,626.32	0.00	23,626.32	0.00	23,626.32	
200 S.O. Student Cou	1,805.84	0.00	1,805.84	0.00	1,805.84	
201 S.O. Yearbook	1,206.01	0.00	1,206.01	0.00	1,206.01	
203 S.O. School Play	16,949.09	0.00	16,949.09	0.00	16,949.09	

EXTRACLASROOM ACTIVITY FUND
CENTRAL TREASURER'S REPORT
AUG 2024

Account	Beginning Balance	Receipts/Transfers/A djustments	Subtotal Balance	Payments/Transfers/ Adjustments	Ending Balance	Notes
208 Eagle G.O.	10,107.79	0.00	10,107.79	0.00	10,107.79	
212 Canaan 5th Gr	487.41	0.00	487.41	0.00	487.41	
213 Canaan 4th Gr	520.25	0.00	520.25	0.00	520.25	
214 Canaan 3rd Gr	132.12	0.00	132.12	0.00	132.12	
215 Canaan 2nd Gr	380.62	0.00	380.62	0.00	380.62	
216 Canaan 1st Gr	327.31	0.00	327.31	0.00	327.31	
217 Oreg Natl Jr Hon	150.55	0.00	150.55	0.00	150.55	
220 Ecology	627.85	0.00	627.85	0.00	627.85	
221 S.O. Natl Jr Hon	1,606.82	0.00	1,606.82	0.00	1,606.82	
222 S.O. 8th Grade	10,556.91	0.00	10,556.91	0.00	10,556.91	
233 Oregon Stud Appr.	5,554.94	0.00	5,554.94	0.00	5,554.94	
243 Canaan Kinderga	125.78	0.00	125.78	0.00	125.78	
250 Canaan G.O.	2,427.63	0.00	2,427.63	0.00	2,427.63	
280 PMHS English Hon	2,749.59	0.00	2,749.59	0.00	2,749.59	
282 Record	61,864.57	0.00	61,864.57	0.00	61,864.57	
294 HS Musical	35,627.44	0.00	35,627.44	0.00	35,627.44	
298 Science Club	1,688.45	0.00	1,688.45	0.00	1,688.45	
301 Italian Honor Soc	2,235.69	0.00	2,235.69	0.00	2,235.69	
302 Corporate Raider	621.51	0.00	621.51	0.00	621.51	
303 PMHS Robotics	19,335.60	0.00	19,335.60	0.00	19,335.60	
304 Model U.N.	1,163.77	0.00	1,163.77	0.00	1,163.77	
314 PMHS GSA	44.78	0.00	44.78	0.00	44.78	
318 P.A.C.K.	504.43	0.00	504.43	0.00	504.43	
322 SO Student Recog	5,853.49	0.00	5,853.49	0.00	5,853.49	
329 Natl Business HS	611.50	0.00	611.50	0.00	611.50	
330 Sax Stud Recog	12,641.34	0.00	12,641.34	0.00	12,641.34	
338 Hispanic Heritage	532.28	0.00	532.28	0.00	532.28	
339 AFJROTC	1,123.87	0.00	1,123.87	0.00	1,123.87	
340 Oregon 7th Gr	8,120.31	0.00	8,120.31	1,190.04	6,930.27	
341 Oregon 6th Gr	17,150.85	0.00	17,150.85	0.00	17,150.85	
342 Red Cross	216.85	0.00	216.85	0.00	216.85	
344 Intercambio	403.72	0.00	403.72	0.00	403.72	
345 ACES	30,684.14	0.00	30,684.14	962.55	29,721.59	
346 Virtual Enterprise						
Genesis	4.56	0.00	4.56	0.00	4.56	
347 Fashion Design	639.36	0.00	639.36	0.00	639.36	
348 CTE	280.48	0.00	280.48	0.00	280.48	
349 Empowering Minds	312.80	0.00	312.80	0.00	312.80	
351 Oregon Peer Med.	1,317.91	0.00	1,317.91	0.00	1,317.91	
TOTAL	474,974.83	1,000.00	475,974.83	11,113.59	464,861.24	



Florence Lathbury
Central Treasurer

9/3/24

Date

SCHOLARSHIP ACTIVITY FUND

AUGUST

**PATCHOGUE - MEDFORD SCHOOLS
SCHOLARSHIP ACTIVITY FUND
CENTRAL TREASURER'S REPORT
AUG 2024**

Account	Beginning Balance	Deposits / Transfers into	Interest Earned	Total Receipts	Balance	Payments	Ending Balance
103 Lions Lomicky	-		0.00	0.00	0.00	0.00	0.00
105 Roland West	754,627.52		12.80	12.80	754,640.32	0.00	754,640.32
106 General Scholar/PM							
Scholarship Interest	6,973.24		111.74	111.74	7,084.98	0.00	7,084.98
107 Raymond Fell	2,584.47		4.38	4.38	2,588.85	0.00	2,588.85
120 F Kweit	35,070.29		57.60	57.60	35,127.89	1,000.00	34,127.89
146 Vincent Romeo	5,654.66		9.58	9.58	5,664.24	0.00	5,664.24
147 Dr. J.J. Finnerty	3,572.22		6.06	6.06	3,578.28	0.00	3,578.28
156 I Bianchi	80,560.59		136.58	136.58	80,697.17	0.00	80,697.17
163 M. Campanile	11,655.23		19.76	19.76	11,674.99	0.00	11,674.99
165 Al Volkman	12,947.18		21.95	21.95	12,969.13	0.00	12,969.13
170 Joseph Russo	9,109.08		15.45	15.45	9,124.53	0.00	9,124.53
172 Marjorie Roe	-		-	0.00	0.00	0.00	0.00
175 Cynthia Quinn	1,631.55		2.77	2.77	1,634.32	0.00	1,634.32
178 M. Weisman	0.68		-	0.00	0.68	0.00	0.68
182 Jeff Warshaw	214.25		0.36	0.36	214.61	0.00	214.61
183 Eugene Romeo	20.15		0.04	0.04	20.19	0.00	20.19
193 Jesse Semeraro	28,145.47		47.71	47.71	28,193.18	0.00	28,193.18
198 J Alarcon	-		-	0.00	0.00	0.00	0.00
200 Meghan Moffit	415.80		0.70	0.70	416.50	0.00	416.50
206 A. Fuccillo	43.13		0.08	0.08	43.21	0.00	43.21
210 Oregon Middle School	3.01		0.01	0.01	3.02	0.00	3.02
211 C,K,K MacDonald	33.85		0.06	0.06	33.91	0.00	33.91
215 Leroy Jefferson	155.74		0.26	0.26	156.00	0.00	156.00
216 Joseph Albertelli	145.29		0.25	0.25	145.54	0.00	145.54
217 Saxton Middle S	1,637.52		2.78	2.78	1,640.30	0.00	1,640.30
222 PMHS Cl of 2007	2,308.57		3.92	3.92	2,312.49	0.00	2,312.49
223 Thomas C. Hamm	9,839.61		16.68	16.68	9,856.29	0.00	9,856.29
224 Sandy Albano	1.51		0.01	0.01	1.52	0.00	1.52
226 Domenika Barros	5,705.09		9.67	9.67	5,714.76	0.00	5,714.76
228 Kaitlyn Viola	1,639.40		2.78	2.78	1,642.18	0.00	1,642.18
230 Marcelo Lucero	10,892.69		18.46	18.46	10,911.15	0.00	10,911.15
233 Christopher J Peckham	524.41		0.89	0.89	525.30	0.00	525.30
234 Anne K. Swezey	18.42		0.03	0.03	18.45	0.00	18.45
239 Robin Garner	16.76		0.03	0.03	16.79	0.00	16.79
242 Minerva Villafane	63.74		0.11	0.11	63.85	0.00	63.85
243 PMHS Communi	1.99		0.01	0.01	2.00	0.00	2.00
244 Terry Leigh	308.05		0.52	0.52	308.57	0.00	308.57
246 Suff ASBO	536.56		0.91	0.91	537.47	0.00	537.47
248 Lt. M. Murphy	2,499.75		4.24	4.24	2,503.99	0.00	2,503.99
249 Daniel Mullins	1,280.73		2.17	2.17	1,282.90	0.00	1,282.90
250 Class of 2012	95.94		0.17	0.17	96.11	0.00	96.11
251 Donna Wayne	3,369.85		5.71	5.71	3,375.56	0.00	3,375.56
252 Class of 2013	1,327.02		2.25	2.25	1,329.27	0.00	1,329.27
254 Bruce Quatrala	22.06		0.04	0.04	22.10	0.00	22.10
256 J Tortorella	66.42		0.11	0.11	66.53	0.00	66.53
257 M LoSchiavo	13.27		0.02	0.02	13.29	0.00	13.29
258 Stick It to Cancer	169.24		0.29	0.29	169.53	0.00	169.53
260 SCSSA	-		-	0.00	0.00	0.00	0.00
261 Richard W. Quinn	31.19		0.05	0.05	31.24	0.00	31.24
262 Cl '76 Brian Degner	108.30		0.19	0.19	108.49	0.00	108.49
263 James Dodge	168.64		0.29	0.29	168.93	0.00	168.93
265 Robert Defichy	-		-	0.00	0.00	0.00	0.00
266 Joshua Butzke	5,508.61		9.34	9.34	5,517.95	0.00	5,517.95
267 Sean P. Dixon	15,161.27		25.71	25.71	15,186.98	0.00	15,186.98
268 Dr. Frank Verdona	1,407.12		2.39	2.39	1,409.51	0.00	1,409.51
269 Munistat Svcs.	-		-	0.00	0.00	0.00	0.00
272 Corp Raider	1,225.45		2.08	2.08	1,227.53	0.00	1,227.53
273 John Papanek	500.00		-	0.00	500.00	0.00	500.00
274 Superintendent's	-		-	0.00	0.00	0.00	0.00
275 PHS Cl '70 Mem	-		-	0.00	0.00	0.00	0.00
276 Dennis Wustenhoff	1.31		-	0.00	1.31	0.00	1.31
277 Jordan Brooks	806.60		1.37	1.37	807.97	0.00	807.97
279 Jason Eric Feldman	-		-	0.00	0.00	0.00	0.00
280 Bob Birk Mem	1,121.81		1.90	1.90	1,123.71	0.00	1,123.71

**PATCHOGUE - MEDFORD SCHOOLS
SCHOLARSHIP ACTIVITY FUND
CENTRAL TREASURER'S REPORT**

Account	Beginning Balance	Deposits / AUG 2024			Balance	Payments	Ending Balance
		Transfers into	Interest Earned	Total Receipts			
281 Irene Bradley	1,559.71		2.64	2.64	1,562.35	0.00	1,562.35
282 PS I Love You-Charvat	18.53		0.03	0.03	18.56	0.00	18.56
283 Class of 2022	9,351.97		15.86	15.86	9,367.83	0.00	9,367.83
284 Sean, Riana, Shiway	2,057.96		3.49	3.49	2,061.45	0.00	2,061.45
285 Jeanine Campbell	2,563.28		4.35	4.35	2,567.63	0.00	2,567.63
286 Marcell Frey	-		0.00	0.00	0.00	0.00	0.00
TOTALS	1,037,493.75	0.00	589.63	589.63	1,038,083.38	1,000.00	1,037,083.38

GENERAL FUND FINANCIAL REPORTS

JUNE
(FINAL)

PATCHOGUE-MEDFORD UFSD

Trial Balance Report From 7/1/2023 - 6/30/2024



Account	Description	Debits	Credits
A 200	CASH	29,087,667.90	0.00
A 200.1	CASH - GENERAL/CHILD CARE	7,458.34	0.00
A 200.4	CASH - CHECKING - PAYROLL CLEARING ACCOUNT (T200)	663,442.33	0.00
A 201	CASH IN TIMED DEPOSITS	5,412,329.06	0.00
A 203	CASH IN TIME DEPOSITS-CHASE	101,636.24	0.00
A 205A	PAYROLL DISBURSEMENT ACCOUNT (T205A)	1,546.22	0.00
A 206	GENERAL FUND MM STERLING BANK	3,387,964.64	0.00
A 207	GENERAL FUND MM FLUSHING BANK (EMPIRE NB)	463,300.49	0.00
A 208	GENERAL FUND MM HANOVER BANK	5,422,206.70	0.00
A 380	ACCOUNTS RECEIVABLE	16,737.42	0.00
A 3911	DUE FROM SPECIAL AID	1,722,103.41	0.00
A 3912	DUE FROM SCHOOL LUNCH	22,755.18	0.00
A 3915	DUE FROM CAPITAL FUND	277,337.85	0.00
A 3916	DUE FROM WORKERS COMP RESERVE	507,595.65	0.00
A 3917	DUE FROM DEBT SERVICE FUND	3,247,732.37	0.00
A 410	STATE & FEDERAL AID RECEIVABLE	5,308,723.53	0.00
A 440	DUE FROM OTHER GOVERNMENTS	248,597.35	0.00
A 454	LEASES RECEIVABLE	94,360.00	0.00
A 600	ACCOUNTS PAYABLE	0.00	3,418,746.19
A 601	ACCRUED LIABILITIES	0.00	1,946,389.78
A 630	DUE TO PUBLIC LIBRARY	0.00	113.13
A 631	DUE TO OTHER GOVERNMENTS	0.00	3,378,808.04
A 632	DUE TO TEACHERS RETIREMENT	0.00	10,281,214.71
A 637	DUE TO EMPLOYEES RETIREMENT SYSTEM	0.00	629,186.85
A 687	COMPENSATED ABSENCES	0.00	603,359.26
A 691	DEFERRED REVENUE	0.00	161,680.19
A 691.1	DEFERRED INFLOWS OF RESOURCES - LEASES	0.00	94,360.00
A 718	NYS ERS ARREARS (T218)	0.00	821.88
A 718.4	NYS ERS (T214)	0.00	44,105.93
A 718.5	NYS ERS LOAN (ERSLN) (T215)	0.00	10,972.50
A 720.1	TCHRS EMM (BTEMM, BTEMM2) (T217)	0.00	6,596.92
A 720.2	AFLAC (T2162)	0.00	5,948.46
A 720.3	LIFE (BLIFE) (T2173)	0.00	647.32
A 720.4	LEMA (BLEMA, BLEMA2) (T2174)	0.00	160.50
A 720.5	DENTAL-PROF (DV10/12,HPLXA/T,JJNA/T) (T2175)	0.00	34,017.88
A 720.6	HEALTH INS (BHLTHA/ C / T, BHIP) (T2176)	0.00	430,986.62
A 723	INCOME EXECUTIONS (GARNISHMENTS) (T230)	0.00	325.50
A 723.1	UNITED WAY DEDUCTIONS (T922)	0.00	44.00
A 724.1	CSEA INS, DUESFT, DUESPT (T2401)	0.00	12,983.62
A 724.2	PMAA DUES (T2402)	0.00	2,310.00
A 724.3	PMCT DUES (w), VOTE(June) , COPE(J (T2403)	0.00	61,803.26
A 724.5	NURSES DUES (T2405)	0.00	532.00
A 724.85	NYSUT (T850)	0.00	7,877.52
A 727	NYS - TRS LOANS (T269A)	0.00	60,786.50
A 729	ANNUITIES (TAX SHELTERS)	6,000.00	0.00
A 815	UNEMPLOYMENT INSURANCE RESERVE	0.00	55,837.29

PATCHOGUE-MEDFORD UFSD

Trial Balance Report From 7/1/2023 - 6/30/2024



Account	Description	Debits	Credits
A 821	RESERVE FOR ENCUMBRANCES	0.00	660,297.34
A 827	RETIREMENT CONTRIBUTION RESERVE	0.00	7,656,964.98
A 828	RETIREMENT CONTRIBUTION RESERVE SUB FUND (TRS)	0.00	1,572,723.18
A 863	INSURANCE RESERVE	0.00	227,174.78
A 867	EMPLOYEE BENEFIT ACCRUED LIABILITY RES	0.00	9,859,094.15
A 878	CAPITAL RESERVE FUND	0.00	121,421.66
A 878.2022	CAPITAL RESERVE FUND (ESTABLISHED 5/17/2022 MAXIMUM \$25,000,000)	0.00	2,052,080.30
A 889	WORKERS COMPENSATION RESERVE	0.00	1,589,872.22
A 909	FUND BALANCE, UNRESERVED	0.00	9,574,250.22
A 910	APPROPRIATED FUND BALANCE	0.00	1,435,000.00
A Fund Totals:		55,999,494.68	55,999,494.68
Grand Totals:		55,999,494.68	55,999,494.68

PATCHOGUE-MEDFORD UFSD

Revenue Status Report By Function From 7/1/2023 To 6/30/2024



Account	Description	Budget	Adjustments	Revised Budget	Revenue Earned	Unearned Revenue
<u>A 1001</u>	REAL PROPERTY TAX	127,905,799.00	0.00	127,905,799.00	118,405,588.52	9,500,210.48
<u>A 1081</u>	PILOT- PAYMENT IN LIEU OF TAXES	731,148.00	0.00	731,148.00	877,318.68	-146,170.68
<u>A 1085</u>	STAR AID- SCH TAX RELIEF REIMB	0.00	0.00	0.00	9,500,433.14	-9,500,433.14
<u>A 1090</u>	INT & PENALTIES ON REAL PROPERTY TAXES	5,000.00	0.00	5,000.00	55,822.15	-50,822.15
<u>A 1315</u>	CONTINUING EDUCATION TUITION	165,000.00	0.00	165,000.00	138,798.97	26,201.03
<u>A 1335</u>	OTHER STUDENT FEES / CHARGES	195,000.00	0.00	195,000.00	133,621.09	61,378.91
<u>A 1488</u>	CHILD CARE TUITION - SCHOOL YEAR	864,692.00	0.00	864,692.00	617,285.50	247,406.50
<u>A 1488.CACF.P</u>	CHILD CARE TUITION - SCHOOL YEAR - CACFP	30,000.00	0.00	30,000.00	26,455.31	3,544.69
<u>A 1488.S</u>	CHILD CARE TUITION - SUMMER PROGRAMS	265,000.00	0.00	265,000.00	190,652.12	74,347.88
<u>A 1488.SCAC.FP</u>	CHILD CARE TUITION - SUMMER PROGRAMS - CACFP	5,000.00	0.00	5,000.00	5,810.92	-810.92
<u>A 2230</u>	DAY TUITION OTHER DISTRICTS/FOSTER	150,000.00	0.00	150,000.00	519,616.46	-369,616.46
<u>A 2280</u>	HEALTH SERVICES - OTHER DISTRICTS	150,000.00	0.00	150,000.00	144,200.94	5,799.06
<u>A 2389</u>	OTHER SERVICES OTHER DIST/GOVMT	90,000.00	0.00	90,000.00	12,649.69	77,350.31
<u>A 2401</u>	INTEREST AND EARNINGS	700,000.00	0.00	700,000.00	2,194,891.75	-1,494,891.75
<u>A 2410</u>	RENTAL OF REAL PROPERTY/INDIVIDUALS	40,000.00	0.00	40,000.00	30,684.50	9,315.50
<u>A 2413</u>	RENTAL OF REAL PROPERTY/BOCES	45,272.00	0.00	45,272.00	51,673.20	-6,401.20
<u>A 2450</u>	COMMISSIONS	17,000.00	0.00	17,000.00	1,927.44	15,072.56
<u>A 2650</u>	SALE OF SCRAP	0.00	0.00	0.00	695.00	-695.00
<u>A 2670</u>	SALE OF INSTRUCTIONAL SUPPLIES	0.00	0.00	0.00	22,736.11	-22,736.11
<u>A 2680</u>	INSURANCE RECOVERIES	0.00	0.00	0.00	40,349.84	-40,349.84
<u>A 2683</u>	SELF INSURANCE RECOVERIES	127,770.00	0.00	127,770.00	212,282.91	-84,512.91
<u>A 2690</u>	OTHER COMPENSATION FOR LOSS	0.00	0.00	0.00	9,341.50	-9,341.50
<u>A 2703</u>	REFUND PRIOR YEAR EXPENDITURES	850,000.00	0.00	850,000.00	1,390,220.34	-540,220.34
<u>A 2705</u>	GIFTS AND DONATIONS/CULTURAL ARTS	50,000.00	0.00	50,000.00	12,003.24	37,996.76
<u>A 2705.C</u>	GIFTS AND DONATION - OTHER	0.00	0.00	0.00	484.00	-484.00
<u>A 2710</u>	PREMIUM ON OBLIGATIONS	0.00	0.00	0.00	278,300.00	-278,300.00
<u>A 2770</u>	OTHER UNCLASSIFIED REVENUES	550,000.00	0.00	550,000.00	256,270.59	293,729.41
<u>A 2773</u>	E-RATE	175,000.00	0.00	175,000.00	79,689.60	95,310.40
<u>A 2801</u>	INTERFUND REVENUE	50,000.00	0.00	50,000.00	0.00	50,000.00
<u>A 3101</u>	BASIC FORMULA STATE AID	90,242,205.00	0.00	90,242,205.00	66,500,384.47	23,741,820.53
<u>A 3101.E</u>	EXCESS COST STATE AID	3,886,601.00	0.00	3,886,601.00	12,323,278.00	-8,436,677.00
<u>A 3102</u>	LOTTERY STATE AID	0.00	0.00	0.00	14,837,982.53	-14,837,982.53
<u>A 3103</u>	BOCES AID	2,184,827.00	0.00	2,184,827.00	2,462,924.00	-278,097.00

PATCHOGUE-MEDFORD UFSD

Revenue Status Report By Function From 7/1/2023 To 6/30/2024



Account	Description	Budget	Adjustments	Revised Budget	Revenue Earned	Unearned Revenue
<u>A 3104</u>	TUITION AND TRANSPORT/HANDICAPPED	150,000.00	0.00	150,000.00	154,433.00	-4,433.00
<u>A 3260</u>	TEXTBOOK AID	448,667.00	0.00	448,667.00	445,904.00	2,763.00
<u>A 3262</u>	COMPUTER SOFTWARE AID	113,774.00	0.00	113,774.00	114,493.00	-719.00
<u>A 3262.H</u>	COMPUTER HARDWARE AID	119,713.00	0.00	119,713.00	119,855.00	-142.00
<u>A 3263</u>	LIBRARY A/V LOAN PROGRAM AID	46,581.00	0.00	46,581.00	47,768.00	-1,187.00
<u>A 3289.O</u>	OTHER STATE AID	325,000.00	0.00	325,000.00	367,531.90	-42,531.90
<u>A 4601</u>	MEDICAID ASSISTANCE-(f)	500,000.00	0.00	500,000.00	210,835.20	289,164.80
<u>A 5031</u>	INTERFUND TRANSFERS	211,989.00	0.00	211,989.00	211,988.84	0.16
A Totals:		231,391,038.00	0.00	231,391,038.00	233,007,181.45	-1,616,143.45
Grand Totals:		231,391,038.00	0.00	231,391,038.00	233,007,181.45	-1,616,143.45

PATCHOGUE-MEDFORD UFSD

Appropriation Status Detail Report By Function From 7/1/2023 To 6/30/2024



Account	Description		Budget	Adjustments	Adj. Budget	Expensed	Encumbered	Available
<u>A 1010.4500-90-000</u>	SUPPLIES & MATERIALS		775.00	0.00	775.00	305.95	53.05	416.00
<u>A 1010.4750-90-000</u>	TRAVEL & CONFERENCE		13,800.00	4,900.00	18,700.00	16,650.42	0.00	2,049.58
1010	BOARD OF EDUCATION	*	14,575.00	4,900.00	19,475.00	16,956.37	53.05	2,465.58
<u>A 1040.1600-90-000</u>	SALARY		103,680.00	2,100.00	105,780.00	105,754.00	0.00	26.00
<u>A 1040.4500-90-000</u>	SUPPLIES & MATERIALS		925.00	-400.00	525.00	218.19	0.00	306.81
<u>A 1040.4750-90-000</u>	TRAVEL/CONF		1,850.00	400.00	2,250.00	2,158.49	0.00	91.51
1040	DISTRICT CLERK	*	106,455.00	2,100.00	108,555.00	108,130.68	0.00	424.32
<u>A 1060.1630-90-000</u>	ELECTION WORKERS		1,750.00	0.00	1,750.00	1,160.00	0.00	590.00
<u>A 1060.4350-90-000</u>	VOTING MACHINE RENTALS		3,100.00	1,050.00	4,150.00	3,118.13	0.00	1,031.87
<u>A 1060.4490-90-000</u>	ELECTION WORKERS		10,250.00	-1,675.00	8,575.00	7,192.00	0.00	1,383.00
<u>A 1060.4500-90-000</u>	SUPPLIES & MATERIALS		11,460.00	8,800.00	20,260.00	6,672.36	0.00	13,587.64
<u>A 1060.4720-90-000</u>	LEGAL ADVERTISEMENTS		5,800.00	0.00	5,800.00	4,371.41	0.00	1,428.59
<u>A 1060.4900-90-000</u>	BOCES SERVICES		16,016.00	-375.00	15,641.00	15,637.13	0.00	3.87
1060	DISTRICT MEETING	*	48,376.00	7,800.00	56,176.00	38,151.03	0.00	18,024.97
10		**	169,406.00	14,800.00	184,206.00	163,238.08	53.05	20,914.87
<u>A 1240.1500-90-000</u>	SUPT OF SCHOOLS		289,280.00	8,500.00	297,780.00	297,778.00	0.00	2.00
<u>A 1240.1620-90-000</u>	NON INSTRUCTIONAL SALARY		137,120.00	14,800.00	151,920.00	151,810.53	0.00	109.47
<u>A 1240.2000-90-000</u>	EQUIPMENT		2,320.00	0.00	2,320.00	0.00	0.00	2,320.00
<u>A 1240.4000-90-000</u>	CONTRACT SERVICES		5,000.00	0.00	5,000.00	749.88	0.00	4,250.12
<u>A 1240.4500-90-000</u>	SUPPLIES & MATERIALS		8,526.00	0.00	8,526.00	4,746.44	0.00	3,779.56
<u>A 1240.4750-90-000</u>	TRAVEL-CONFERENCE		5,000.00	0.00	5,000.00	3,171.77	0.00	1,828.23
<u>A 1240.4790-90-000</u>	CONTRACT SERVICES		5,000.00	0.00	5,000.00	0.00	0.00	5,000.00
<u>A 1240.4900-90-000</u>	BOCES SERVICES		5,000.00	0.00	5,000.00	0.00	0.00	5,000.00
1240	CHIEF SCHOOL ADMINISTRATOR	*	457,246.00	23,300.00	480,546.00	458,256.62	0.00	22,289.38
12		**	457,246.00	23,300.00	480,546.00	458,256.62	0.00	22,289.38
<u>A 1310.1500-90-000</u>	ASSIST SUPT FOR BUSINESS		157,717.00	31,300.00	189,017.00	189,000.00	0.00	17.00
<u>A 1310.1610-90-000</u>	ADMINISTRATIVE AIDE		104,940.00	11,200.00	116,140.00	116,088.00	0.00	52.00
<u>A 1310.1620-90-000</u>	NON INSTRUCTIONAL SALARY		800,294.00	40,000.00	840,294.00	834,425.08	0.00	5,868.92
<u>A 1310.1630-90-000</u>	PART TIME CLERICAL		11,610.00	600.00	12,210.00	12,206.64	0.00	3.36
<u>A 1310.2000-90-000</u>	EQUIPMENT		5,000.00	0.00	5,000.00	0.00	0.00	5,000.00
<u>A 1310.4140-90-000</u>	TRAVEL IN DISTRICT		100.00	100.00	200.00	156.77	0.00	43.23
<u>A 1310.4500-90-000</u>	SUPPLIES & MATERIALS		9,710.00	0.00	9,710.00	7,719.70	0.00	1,990.30
<u>A 1310.4720-90-000</u>	LEGAL ADVERTISING		5,000.00	0.00	5,000.00	4,272.00	0.00	728.00

PATCHOGUE-MEDFORD UFSD

Appropriation Status Detail Report By Function From 7/1/2023 To 6/30/2024



Account	Description		Budget	Adjustments	Adj. Budget	Expensed	Encumbered	Available
<u>A 1310.4750-90-000</u>	TRAVEL/CONFERENCE		2,325.00	0.00	2,325.00	548.36	0.00	1,776.64
<u>A 1310.4760-90-000</u>	MEMBERSHIPS & SUBSCRIPT		889.00	0.00	889.00	635.00	0.00	254.00
<u>A 1310.4790-90-000</u>	CONTRACT SERVICES		63,378.00	15,500.00	78,878.00	69,053.17	7,140.00	2,684.83
<u>A 1310.4920-90-000</u>	BOCES SERVICES		26,331.00	-6,500.00	19,831.00	19,474.20	0.00	356.80
1310	BUSINESS ADMINISTRATION	*	1,187,294.00	92,200.00	1,279,494.00	1,253,578.92	7,140.00	18,775.08
<u>A 1320.1600-90-000</u>	CLAIMS AUDITOR		87,443.00	5,000.00	92,443.00	92,017.65	0.00	425.35
<u>A 1320.4420-90-000</u>	AUDITING SERVICES		73,700.00	0.00	73,700.00	71,512.50	0.00	2,187.50
1320	AUDITING	*	161,143.00	5,000.00	166,143.00	163,530.15	0.00	2,612.85
<u>A 1325.1600-90-000</u>	NON-INSTRUCTIONAL SALARIES		5,253.00	200.00	5,453.00	5,411.00	0.00	42.00
<u>A 1325.4000-90-000</u>	BOND & NOTE ISSUE EXPENSE		6,834.00	0.00	6,834.00	6,400.00	0.00	434.00
<u>A 1325.4500-90-000</u>	SUPPLIES		900.00	-60.00	840.00	238.00	0.00	602.00
<u>A 1325.4501-90-000</u>	BANK FEES		315.00	60.00	375.00	375.00	0.00	0.00
<u>A 1325.4750-90-000</u>	TRAVEL/CONFERENCE		250.00	0.00	250.00	0.00	0.00	250.00
1325	TREASURER	*	13,552.00	200.00	13,752.00	12,424.00	0.00	1,328.00
13		**	1,361,989.00	97,400.00	1,459,389.00	1,429,533.07	7,140.00	22,715.93
<u>A 1420.4411-90-000</u>	LABOR RETAINER		67,000.00	0.00	67,000.00	67,000.00	0.00	0.00
<u>A 1420.4413-90-000</u>	GENERAL COUNSEL RETAINER		65,500.00	0.00	65,500.00	65,500.00	0.00	0.00
<u>A 1420.4414-90-000</u>	ADDITIONAL LEGAL SERVICES		169,000.00	197,500.00	366,500.00	354,039.99	0.00	12,460.01
<u>A 1420.4415-90-000</u>	BOND COUNSEL		19,500.00	4,500.00	24,000.00	24,000.00	0.00	0.00
1420	LEGAL	*	321,000.00	202,000.00	523,000.00	510,539.99	0.00	12,460.01
<u>A 1430.1500-90-000</u>	ASSIST SUPT HUMAN RESOURC		215,662.00	11,900.00	227,562.00	227,497.00	0.00	65.00
<u>A 1430.1620-90-000</u>	NONINSTRUCTIONAL SALARY		229,834.00	13,000.00	242,834.00	242,175.00	0.00	659.00
<u>A 1430.1630-90-000</u>	PART TIME CLERICAL		36,410.00	0.00	36,410.00	34,191.74	0.00	2,218.26
<u>A 1430.4000-90-000</u>	CONTRACT SERVICES		178,227.00	-2,700.00	175,527.00	167,889.88	0.00	7,637.12
<u>A 1430.4500-90-000</u>	SUPPLIES & MATERIALS		7,429.00	543.20	7,972.20	5,875.51	0.00	2,096.69
<u>A 1430.4720-90-000</u>	ADVERTISING		15,050.00	0.00	15,050.00	0.00	0.00	15,050.00
<u>A 1430.4750-90-000</u>	TRAVEL/CONFERENCE		3,000.00	0.00	3,000.00	1,969.78	0.00	1,030.22
<u>A 1430.4900-90-000</u>	BOCES		66,611.00	0.00	66,611.00	65,315.00	0.00	1,296.00
<u>A 1430.4903-90-000</u>	BOCES EDUCATIONAL RECRUITMENT		10,000.00	200.00	10,200.00	10,200.00	0.00	0.00
1430	PERSONNEL	*	762,223.00	22,943.20	785,166.20	755,113.91	0.00	30,052.29
<u>A 1480.4900-90-000</u>	BOCES PUBLIC INFORMATION/SERVICES		57,420.00	29,950.00	87,370.00	87,357.00	0.00	13.00
1480	PUBLIC INFORMATION AND SERVICES	*	57,420.00	29,950.00	87,370.00	87,357.00	0.00	13.00
14		**	1,140,643.00	254,893.20	1,395,536.20	1,353,010.90	0.00	42,525.30

PATCHOGUE-MEDFORD UFSD

Appropriation Status Detail Report By Function From 7/1/2023 To 6/30/2024



Account	Description	Budget	Adjustments	Adj. Budget	Expensed	Encumbered	Available
A 1620.1600-90-000	SUPERVISION	253,923.00	9,200.00	263,123.00	263,111.67	0.00	11.33
A 1620.1610-90-000	NON-INSTRUCTIONAL CLERICAL	96,678.00	3,200.00	99,878.00	99,838.69	0.00	39.31
A 1620.1620-01-000	CUSTODIAL CONTRACT SALARY	180,025.00	60,200.00	240,225.00	240,206.90	0.00	18.10
A 1620.1620-02-000	CUSTODIAL CONTRACT SALARY	229,759.00	-50,700.00	179,059.00	179,041.58	0.00	17.42
A 1620.1620-03-000	CUSTODIAL CONTRACT SALARY	178,122.00	6,300.00	184,422.00	184,356.27	0.00	65.73
A 1620.1620-04-000	CUSTODIAL CONTRACT SALARY	227,859.00	1,600.00	229,459.00	229,412.41	0.00	46.59
A 1620.1620-05-000	CUSTODIAL CONTRACT SALARY	179,837.00	3,500.00	183,337.00	183,282.51	0.00	54.49
A 1620.1620-06-000	CUSTODIAL CONTRACT SALARY	125,047.00	4,400.00	129,447.00	129,421.12	0.00	25.88
A 1620.1620-07-000	CUSTODIAL CONTRACT SALARY	196,251.00	1,000.00	197,251.00	196,816.13	0.00	434.87
A 1620.1620-26-000	CUSTODIAL CONTRACT SALARY	251,707.00	-2,700.00	249,007.00	244,344.76	0.00	4,662.24
A 1620.1620-27-000	CUSTODIAL CONTRACT SALARY	453,529.00	17,000.00	470,529.00	470,436.48	0.00	92.52
A 1620.1620-28-000	CUSTODIAL CONTRACT SALARY	288,371.00	10,100.00	298,471.00	298,463.94	0.00	7.06
A 1620.1620-37-000	CUSTODIAL CONTRACT SALARY	1,224,522.00	-6,100.00	1,218,422.00	1,218,322.60	0.00	99.40
A 1620.1620-90-000	CUSTODIAL CONTRACT SALARY	0.00	0.00	0.00	-304.70	0.00	304.70
A 1620.1630-01-000	CUSTODIAL SHIFT DIFFERENTIAL	2,000.00	1,000.00	3,000.00	2,981.16	0.00	18.84
A 1620.1630-02-000	CUSTODIAL SHIFT DIFFERENTIAL	5,500.00	0.00	5,500.00	4,614.39	0.00	885.61
A 1620.1630-03-000	CUSTODIAL SHIFT DIFFERENTIAL	2,500.00	0.00	2,500.00	2,266.59	0.00	233.41
A 1620.1630-04-000	CUSTODIAL SHIFT DIFFERENTIAL	3,000.00	1,500.00	4,500.00	4,435.48	0.00	64.52
A 1620.1630-05-000	CUSTODIAL SHIFT DIFFERENTIAL	2,000.00	0.00	2,000.00	1,759.96	0.00	240.04
A 1620.1630-06-000	CUSTODIAL SHIFT DIFFERENTIAL	2,000.00	0.00	2,000.00	1,791.92	0.00	208.08
A 1620.1630-07-000	CUSTODIAL SHIFT DIFFERENTIAL	3,500.00	600.00	4,100.00	4,091.72	0.00	8.28
A 1620.1630-26-000	CUSTODIAL SHIFT DIFFERENTIAL	3,500.00	0.00	3,500.00	3,087.85	0.00	412.15
A 1620.1630-27-000	CUSTODIAL SHIFT DIFFERENTIAL	14,000.00	3,200.00	17,200.00	17,179.64	0.00	20.36
A 1620.1630-28-000	CUSTODIAL SHIFT DIFFERENTIAL	7,500.00	0.00	7,500.00	7,364.49	0.00	135.51
A 1620.1630-37-000	CUSTODIAL SHIFT DIFFERENTIAL	80,000.00	0.00	80,000.00	78,256.15	0.00	1,743.85
A 1620.1635-01-000	ACTING DIFFERENTIAL	3,500.00	0.00	3,500.00	2,180.26	0.00	1,319.74
A 1620.1635-02-000	ACTING DIFFERENTIAL	3,500.00	0.00	3,500.00	1,417.76	0.00	2,082.24
A 1620.1635-03-000	ACTING DIFFERENTIAL	3,500.00	0.00	3,500.00	978.93	0.00	2,521.07
A 1620.1635-04-000	ACTING DIFFERENTIAL	3,500.00	100.00	3,600.00	3,544.18	0.00	55.82
A 1620.1635-05-000	ACTING DIFFERENTIAL	3,500.00	0.00	3,500.00	1,789.12	0.00	1,710.88
A 1620.1635-06-000	ACTING DIFFERENTIAL	3,500.00	0.00	3,500.00	1,654.06	0.00	1,845.94
A 1620.1635-07-000	ACTING DIFFERENTIAL	3,500.00	0.00	3,500.00	1,890.36	0.00	1,609.64
A 1620.1635-26-000	ACTING DIFFERENTIAL	3,500.00	0.00	3,500.00	2,443.42	0.00	1,056.58

PATCHOGUE-MEDFORD UFSD

Appropriation Status Detail Report By Function From 7/1/2023 To 6/30/2024



Account	Description	Budget	Adjustments	Adj. Budget	Expensed	Encumbered	Available
A 1620.1635-27-000	ACTING DIFFERENTIAL	7,000.00	0.00	7,000.00	4,549.44	0.00	2,450.56
A 1620.1635-28-000	ACTING DIFFERENTIAL	3,500.00	0.00	3,500.00	1,278.08	0.00	2,221.92
A 1620.1635-37-000	ACTING DIFFERENTIAL	10,000.00	0.00	10,000.00	4,733.45	0.00	5,266.55
A 1620.1640-90-000	PART-TIME CUSTODIAN SALARIES	393,089.00	0.00	393,089.00	383,776.05	0.00	9,312.95
A 1620.1641-90-000	SUB CUSTODIAN SALARIES	205,000.00	0.00	205,000.00	185,118.14	0.00	19,881.86
A 1620.1650-01-000	CUSTODIAL OVERTIME	12,500.00	0.00	12,500.00	7,104.14	0.00	5,395.86
A 1620.1650-02-000	CUSTODIAL OVERTIME	10,000.00	0.00	10,000.00	3,482.58	0.00	6,517.42
A 1620.1650-03-000	CUSTODIAL OVERTIME	15,000.00	3,200.00	18,200.00	18,166.23	0.00	33.77
A 1620.1650-04-000	CUSTODIAL OVERTIME	15,000.00	7,200.00	22,200.00	22,148.69	0.00	51.31
A 1620.1650-05-000	CUSTODIAL OVERTIME	15,000.00	0.00	15,000.00	6,582.67	0.00	8,417.33
A 1620.1650-06-000	CUSTODIAL OVERTIME	10,000.00	1,900.00	11,900.00	11,881.60	0.00	18.40
A 1620.1650-07-000	CUSTODIAL OVERTIME	12,500.00	2,800.00	15,300.00	15,263.10	0.00	36.90
A 1620.1650-26-000	CUSTODIAL OVERTIME	17,500.00	0.00	17,500.00	9,638.33	0.00	7,861.67
A 1620.1650-27-000	CUSTODIAL OVERTIME	17,500.00	0.00	17,500.00	14,187.90	0.00	3,312.10
A 1620.1650-28-000	CUSTODIAL OVERTIME	17,500.00	0.00	17,500.00	15,299.63	0.00	2,200.37
A 1620.1650-37-000	CUSTODIAL OVERTIME	67,500.00	2,100.00	69,600.00	69,548.87	0.00	51.13
A 1620.2000-90-000	EQUIPMENT	27,000.00	0.00	27,000.00	24,671.87	0.00	2,328.13
A 1620.2200-90-000	STUDENT/CLASSROOM FURNITURE	25,000.00	0.00	25,000.00	24,885.96	0.00	114.04
A 1620.4140-90-000	IN DISTRICT TRAVEL	100.00	0.00	100.00	0.00	0.00	100.00
A 1620.4500-90-000	PLANT & FCILITIES SUPPLIES	1,600.00	0.00	1,600.00	908.30	0.00	691.70
A 1620.4501-90-000	TELEPHONE SUPPLIES	5,000.00	-4,000.00	1,000.00	0.00	0.00	1,000.00
A 1620.4502-90-000	STUDENT/CLASSROOM FURNITURE	0.00	80,514.30	80,514.30	80,408.58	0.00	105.72
A 1620.4512-90-000	CUSTODIAL SUPPLIES	303,000.00	25,804.76	328,804.76	327,729.44	0.00	1,075.32
A 1620.4520-90-000	UNIFORMS	27,000.00	0.00	27,000.00	24,904.08	0.00	2,095.92
A 1620.4601-90-000	BLDG EQUIPMENT RENTAL/REPAIR	19,000.00	0.00	19,000.00	12,196.99	0.00	6,803.01
A 1620.4740-90-000	FUEL OIL - DISTRICT	5,000.00	-4,500.00	500.00	0.00	0.00	500.00
A 1620.4742-90-000	NATURAL GAS	907,500.00	-75,200.00	832,300.00	827,218.16	0.00	5,081.84
A 1620.4743-90-000	WATER	47,000.00	30,000.00	77,000.00	70,397.15	0.00	6,602.85
A 1620.4750-90-000	TRAVEL & CONFERENCE	1,250.00	2,000.00	3,250.00	2,890.00	0.00	360.00
A 1620.4770-90-000	ELECTRICITY	1,544,000.00	0.00	1,544,000.00	1,330,483.57	0.00	213,516.43
A 1620.4780-90-000	TELEPHONE	144,500.00	0.00	144,500.00	133,142.30	0.00	11,357.70
A 1620.4790-90-000	CONTRACT SERVICES	275,000.00	-56,777.21	218,222.79	165,336.44	12,170.60	40,715.75
A 1620.4900-90-000	BOCES TELEPHONE SERVICE	84,000.00	3,600.00	87,600.00	78,459.97	0.00	9,140.03

PATCHOGUE-MEDFORD UFSD

Appropriation Status Detail Report By Function From 7/1/2023 To 6/30/2024



Account	Description	Budget	Adjustments	Adj. Budget	Expensed	Encumbered	Available
<u>A 1620.4901-90-000</u>	BOCES SERVICES	201,000.00	0.00	201,000.00	134,565.72	0.00	66,434.28
1620	OPERATION OF PLANT *	8,484,669.00	82,041.85	8,566,710.85	8,091,435.23	12,170.60	463,105.02
<u>A 1621.1600-90-000</u>	MAINTENANCE CONTRACT SALARIES	95,849.00	3,400.00	99,249.00	99,203.53	0.00	45.47
<u>A 1621.1620-90-000</u>	MAINTENANCE CONTRACT SALARIES	1,157,922.00	0.00	1,157,922.00	1,136,706.21	0.00	21,215.79
<u>A 1621.1630-90-000</u>	MAINTENANCE SHIFT DIFFERENTIAL	15,000.00	0.00	15,000.00	6,289.71	0.00	8,710.29
<u>A 1621.1635-90-000</u>	MAINTENANCE ACTING DIFFERENTIAL	3,000.00	0.00	3,000.00	3.47	0.00	2,996.53
<u>A 1621.1650-90-000</u>	MAINTENANCE O/T	95,000.00	0.00	95,000.00	89,844.75	0.00	5,155.25
<u>A 1621.2000-90-000</u>	MAINTENANCE EQUIPMENT	91,600.00	0.00	91,600.00	89,645.61	0.00	1,954.39
<u>A 1621.4280-90-000</u>	ATHLETIC MAINTENANCE	175,000.00	1,199.98	176,199.98	162,722.03	0.00	13,477.95
<u>A 1621.4513-90-000</u>	GROUNDS SUPPLIES	14,500.00	0.00	14,500.00	11,956.76	0.00	2,543.24
<u>A 1621.4514-90-000</u>	MAINTENANCE SUPPLIES	250,000.00	40,000.00	290,000.00	227,488.58	0.00	62,511.42
<u>A 1621.4530-90-000</u>	OPER & MAINT VEHICLES	50,000.00	0.00	50,000.00	30,169.85	0.00	19,830.15
<u>A 1621.4550-90-000</u>	GASOLINE	45,000.00	0.00	45,000.00	38,555.76	0.00	6,444.24
<u>A 1621.4660-90-000</u>	CONT BLDG RPRS-MAINT	260,000.00	16,510.32	276,510.32	187,915.66	57,828.75	30,765.91
<u>A 1621.4670-90-000</u>	BLDG EQUIP RPRS-MAINT	193,000.00	14,926.82	207,926.82	123,841.55	48,878.23	35,207.04
<u>A 1621.4680-90-000</u>	CONT GROUNDS-MAINTENANCE	243,000.00	0.00	243,000.00	207,662.88	0.00	35,337.12
<u>A 1621.4790-90-000</u>	CONTRACT SERVICES	785,000.00	9,645.53	794,645.53	658,169.57	41,977.55	94,498.41
1621	MAINTENANCE OF PLANT *	3,473,871.00	85,682.65	3,559,553.65	3,070,175.92	148,684.53	340,693.20
<u>A 1622.1610-90-000</u>	NON-INSTRUCTIONAL GUARDS	2,531,160.00	-9,500.00	2,521,660.00	2,298,129.33	0.00	223,530.67
<u>A 1622.1620-90-000</u>	SECURITY CONTRACT SALARY	46,725.00	8,500.00	55,225.00	55,157.00	0.00	68.00
<u>A 1622.1810-90-000</u>	MONITOR AIDES	367,060.00	-8,200.00	358,860.00	321,579.83	0.00	37,280.17
<u>A 1622.2000-90-000</u>	EQUIPMENT	58,000.00	-9,800.00	48,200.00	46,188.48	0.00	2,011.52
<u>A 1622.4000-90-000</u>	EMERGENCY SECURITY EXPENSES	5,200.00	-4,900.00	300.00	0.00	0.00	300.00
<u>A 1622.4500-90-000</u>	SECURITY SUPPLIES	45,465.00	14,700.00	60,165.00	47,038.94	8,400.00	4,726.06
<u>A 1622.4550-90-000</u>	SECURITY GASOLINE	0.00	8,200.00	8,200.00	8,169.81	0.00	30.19
<u>A 1622.4790-90-000</u>	CONTRACT SERVICES	58,295.00	4,035.92	62,330.92	30,453.86	0.00	31,877.06
<u>A 1622.4900-90-000</u>	BOCES SERVICES	222,960.00	1,700.00	224,660.00	224,610.92	0.00	49.08
1622	OPER-SECURITY *	3,334,865.00	4,735.92	3,339,600.92	3,031,328.17	8,400.00	299,872.75
<u>A 1670.1600-90-000</u>	CENTRAL PRINTING SALARIES	85,534.00	2,600.00	88,134.00	87,712.57	0.00	421.43
<u>A 1670.1860-90-000</u>	CENTRAL PRINT AIDE	18,205.00	-14,500.00	3,705.00	0.00	0.00	3,705.00
<u>A 1670.2000-90-000</u>	EQUIPMENT	2,000.00	0.00	2,000.00	0.00	0.00	2,000.00
<u>A 1670.4500-90-000</u>	SUPPLIES & MATERIALS	110,670.00	0.00	110,670.00	106,136.19	0.00	4,533.81
<u>A 1670.4730-90-000</u>	POSTAGE	110,600.00	22,869.10	133,469.10	130,657.25	0.00	2,811.85

PATCHOGUE-MEDFORD UFSD

Appropriation Status Detail Report By Function From 7/1/2023 To 6/30/2024



Account	Description		Budget	Adjustments	Adj. Budget	Expensed	Encumbered	Available
A 1670.4790-90-000	COMMERCIAL PRINTING		12,523.00	0.00	12,523.00	10,030.25	0.00	2,492.75
A 1670.4791-90-000	EQUIPMENT REPAIRS		1,000.00	0.00	1,000.00	0.00	0.00	1,000.00
A 1670.4793-90-000	EQUIPMENT RENTAL		188,000.00	43,375.00	231,375.00	229,210.43	0.00	2,164.57
A 1670.4900-90-000	BOCES DATA PROC ADMIN TECH		158,577.00	-49,769.00	108,808.00	108,730.09	0.00	77.91
1670	CENTRAL PRINTING AND MAILING	*	687,109.00	4,575.10	691,684.10	672,476.78	0.00	19,207.32
A 1680.2000-90-000	DATA PROCESSING EQUIPMENT		64,500.00	63,427.40	127,927.40	102,089.25	21,493.50	4,344.65
A 1680.4500-90-000	DATA PROCESSING SUPPLIES		106,084.00	30,517.04	136,601.04	107,455.14	5,915.40	23,230.50
A 1680.4725-90-000	DATA PROCESSING SOFTWARE		360,578.00	16,272.00	376,850.00	372,660.60	4,029.98	159.42
A 1680.4790-90-000	CONTRACT SERVICES		420,950.00	-3,527.11	417,422.89	323,773.45	81,751.94	11,897.50
A 1680.4900-90-000	BOCES		788,422.00	-24,582.74	763,839.26	756,864.54	0.00	6,974.72
1680	CENTRAL DATA PROCESSING	*	1,740,534.00	82,106.59	1,822,640.59	1,662,842.98	113,190.82	46,606.79
16		**	17,721,048.00	259,142.11	17,980,190.11	16,528,259.08	282,445.95	1,169,485.08
A 1910.4001-90-000	TREASURERS BOND		4,998.00	-139.22	4,858.78	4,693.00	0.00	165.78
A 1910.4002-90-000	STUDENT ACCIDENT INSURANC		171,009.00	-35,035.92	135,973.08	115,349.15	0.00	20,623.93
A 1910.4005-90-000	MULTIPERIL PROPERTY INS		773,639.00	110,000.00	883,639.00	883,274.00	0.00	365.00
A 1910.4006-90-000	CYBER INSURANCE		60,000.00	0.00	60,000.00	25,573.00	0.00	34,427.00
A 1910.4008-90-000	UMBRELLA INSURANCE		128,437.00	25,600.00	154,037.00	153,840.00	0.00	197.00
A 1910.4011-90-000	SCHL BOARD LEGAL LIAB		89,529.00	3,200.00	92,729.00	92,719.00	0.00	10.00
A 1910.4240-90-000	D/W VEHICLE INSURANCE		38,807.00	0.00	38,807.00	34,578.00	0.00	4,229.00
1910	UNALLOC INSURANCE	*	1,266,419.00	103,624.86	1,370,043.86	1,310,026.15	0.00	60,017.71
A 1920.4760-90-000	MEMBERSHIPS		28,462.00	0.00	28,462.00	26,485.80	0.00	1,976.20
1920	ASSOCIATION DUES	*	28,462.00	0.00	28,462.00	26,485.80	0.00	1,976.20
A 1930.4000-90-000	JUDGEMENTS AND CLAIMS		1,000.00	0.00	1,000.00	0.00	0.00	1,000.00
1930	JUDGMENTS & CLAIMS	*	1,000.00	0.00	1,000.00	0.00	0.00	1,000.00
A 1981.4900-90-000	BOCES ADMIN CHARGE		1,209,765.00	0.00	1,209,765.00	1,208,238.00	0.00	1,527.00
1981	BOCES ADMIN CHG	*	1,209,765.00	0.00	1,209,765.00	1,208,238.00	0.00	1,527.00
19		**	2,505,646.00	103,624.86	2,609,270.86	2,544,749.95	0.00	64,520.91
1		***	23,355,978.00	753,160.17	24,109,138.17	22,477,047.70	289,639.00	1,342,451.47
A 2010.1500-90-000	ASST SUPT FOR INSTRUCTION		218,357.00	22,400.00	240,757.00	240,698.00	0.00	59.00
A 2010.1550-90-000	TESTING/SCHEDULING/CURRIC WRITING		2,500.00	40,000.00	42,500.00	27,350.25	0.00	15,149.75
A 2010.1620-90-000	NONINSTRUCTIONAL SALARIES		108,446.00	15,900.00	124,346.00	91,074.86	0.00	33,271.14
A 2010.1630-90-000	PART TIME CLERICAL		500.00	0.00	500.00	0.00	0.00	500.00
A 2010.4000-90-000	CONTRACTUAL		7,000.00	-1,000.16	5,999.84	0.00	0.00	5,999.84

PATCHOGUE-MEDFORD UFSD



Appropriation Status Detail Report By Function From 7/1/2023 To 6/30/2024

Account	Description	Budget	Adjustments	Adj. Budget	Expensed	Encumbered	Available
A 2010.4500-90-000	SUPPLIES & MATERIALS	4,680.00	0.00	4,680.00	3,377.43	0.00	1,302.57
A 2010.4750-90-000	TRAVEL & CONFERENCE	7,000.00	0.00	7,000.00	1,865.00	0.00	5,135.00
A 2010.4900-90-000	BOCES TESTING	221,562.00	-6,900.00	214,662.00	179,335.98	0.00	35,326.02
A 2010.4922-90-000	BOCES CURRICULUM & ASSESSMENT SVC	8,205.00	0.00	8,205.00	8,000.00	0.00	205.00
2010	CURRIC DEV & SUPV	578,250.00	70,399.84	648,649.84	551,701.52	0.00	96,948.32
A 2020.1500-01-000	INSTRUCTIONAL SPVSN - PRIN	175,085.00	0.00	175,085.00	175,085.00	0.00	0.00
A 2020.1500-02-000	INSTRUCTIONAL SPVSN - PRIN	177,552.00	0.00	177,552.00	177,552.00	0.00	0.00
A 2020.1500-03-000	INSTRUCTIONAL SPVSN - PRIN	181,679.00	0.00	181,679.00	181,679.00	0.00	0.00
A 2020.1500-04-000	INSTRUCTIONAL SPVSN - PRIN	318,070.00	0.00	318,070.00	318,070.00	0.00	0.00
A 2020.1500-05-000	INSTRUCTIONAL SPVSN - PRIN	179,694.00	3,000.00	182,694.00	182,694.00	0.00	0.00
A 2020.1500-06-000	INSTRUCTIONAL SPVSN - PRIN	168,838.00	0.00	168,838.00	168,838.00	0.00	0.00
A 2020.1500-07-000	INSTRUCTIONAL SPVSN - PRIN	162,838.00	3,000.00	165,838.00	165,838.00	0.00	0.00
A 2020.1500-26-000	INSTRUCTIONAL SPVSN - PRIN	334,303.00	0.00	334,303.00	334,303.00	0.00	0.00
A 2020.1500-27-000	INSTRUCTIONAL SPVSN - PRIN	325,065.00	0.00	325,065.00	325,065.00	0.00	0.00
A 2020.1500-28-000	INSTRUCTIONAL SPVSN - PRIN	348,660.00	-3,000.00	345,660.00	339,695.65	0.00	5,964.35
A 2020.1500-37-000	INSTRUCTIONAL SPVSN - PRIN	806,778.00	1,200.00	807,978.00	807,975.47	0.00	2.53
A 2020.1620-01-000	CLERICAL CONTRACT	96,988.00	3,300.00	100,288.00	100,235.00	0.00	53.00
A 2020.1620-02-000	CLERICAL CONTRACT	95,138.00	-1,200.00	93,938.00	89,412.94	0.00	4,525.06
A 2020.1620-03-000	CLERICAL CONTRACT	96,294.00	5,000.00	101,294.00	101,258.28	0.00	35.72
A 2020.1620-04-000	CLERICAL CONTRACT	97,238.00	3,900.00	101,138.00	100,879.04	0.00	258.96
A 2020.1620-05-000	CLERICAL CONTRACT	96,544.00	5,100.00	101,644.00	101,532.58	0.00	111.42
A 2020.1620-06-000	CLERICAL CONTRACT	96,939.00	3,900.00	100,839.00	100,764.92	0.00	74.08
A 2020.1620-07-000	CLERICAL CONTRACT	96,357.00	4,200.00	100,557.00	100,292.46	0.00	264.54
A 2020.1620-26-000	CLERICAL CONTRACT	95,144.00	2,700.00	97,844.00	97,780.00	0.00	64.00
A 2020.1620-27-000	CLERICAL CONTRACT	98,518.00	-16,100.00	82,418.00	79,781.80	0.00	2,636.20
A 2020.1620-28-000	CLERICAL CONTRACT	98,848.00	-500.00	98,348.00	90,505.85	0.00	7,842.15
A 2020.1620-37-000	CLERICAL CONTRACT	411,383.00	0.00	411,383.00	406,471.65	0.00	4,911.35
A 2020.1860-01-000	PART TIME CLERICAL	18,205.00	10,000.00	28,205.00	23,215.14	0.00	4,989.86
A 2020.1860-02-000	PART TIME CLERICAL	2,500.00	0.00	2,500.00	1,800.00	0.00	700.00
A 2020.1860-03-000	PART TIME CLERICAL	18,205.00	0.00	18,205.00	16,450.10	0.00	1,754.90
A 2020.1860-04-000	PART TIME CLERICAL	18,433.00	1,100.00	19,533.00	19,463.35	0.00	69.65
A 2020.1860-05-000	PART TIME CLERICAL	18,205.00	0.00	18,205.00	18,025.35	0.00	179.65
A 2020.1860-06-000	PART TIME CLERICAL	2,500.00	1,400.00	3,900.00	3,896.00	0.00	4.00

PATCHOGUE-MEDFORD UFSD

Appropriation Status Detail Report By Function From 7/1/2023 To 6/30/2024



Account	Description	Budget	Adjustments	Adj. Budget	Expensed	Encumbered	Available
<u>A 2020.1860-07-000</u>	PART TIME CLERICAL	18,205.00	400.00	18,605.00	18,527.33	0.00	77.67
<u>A 2020.1860-26-000</u>	PART TIME CLERICAL	1,000.00	0.00	1,000.00	0.00	0.00	1,000.00
<u>A 2020.1860-27-000</u>	PART TIME CLERICAL	2,500.00	16,100.00	18,600.00	18,568.00	0.00	32.00
<u>A 2020.1860-28-000</u>	PART TIME CLERICAL	1,000.00	6,000.00	7,000.00	6,944.00	0.00	56.00
<u>A 2020.1860-37-000</u>	PART TIME CLERICAL	99,615.00	4,500.00	104,115.00	104,084.42	0.00	30.58
<u>A 2020.1860-90-000</u>	PART TIME CLERICAL	0.00	1,500.00	1,500.00	1,483.00	0.00	17.00
<u>A 2020.2000-27-000</u>	EQUIPMENT - SAXTON	750.00	0.00	750.00	0.00	0.00	750.00
<u>A 2020.4500-01-000</u>	SUPPLIES - BARTON	6,863.00	0.00	6,863.00	6,736.75	0.00	126.25
<u>A 2020.4500-02-000</u>	SUPPLIES - BAY	4,632.00	0.00	4,632.00	4,630.50	0.00	1.50
<u>A 2020.4500-03-000</u>	SUPPLIES - CANAAN	8,000.00	-5,800.00	2,200.00	741.15	0.00	1,458.85
<u>A 2020.4500-04-000</u>	SUPPLIES - EAGLE	4,260.00	0.00	4,260.00	4,003.26	0.00	256.74
<u>A 2020.4500-05-000</u>	SUPPLIES - MEDFORD	13,000.00	2,000.00	15,000.00	14,988.41	0.00	11.59
<u>A 2020.4500-06-000</u>	SUPPLIES - RIVER	3,800.00	4,738.91	8,538.91	8,538.91	0.00	0.00
<u>A 2020.4500-07-000</u>	SUPPLIES - TREMONT	13,000.00	-10.37	12,989.63	12,989.63	0.00	0.00
<u>A 2020.4500-26-000</u>	SUPPLIES - OREGON	5,033.00	1,162.76	6,195.76	5,250.79	0.00	944.97
<u>A 2020.4500-27-000</u>	SUPPLIES - SAXTON	3,474.00	6,558.63	10,032.63	9,279.79	0.00	752.84
<u>A 2020.4500-28-000</u>	SUPPLIES - S. OCEAN	10,000.00	2,326.00	12,326.00	12,181.66	0.00	144.34
<u>A 2020.4500-37-000</u>	SUPPLIES - HIGH SCHOOL	12,300.00	1,100.00	13,400.00	1,720.89	0.00	11,679.11
<u>A 2020.4750-01-000</u>	TRAVEL & CONFERENCE - BARTON	400.00	-400.00	0.00	0.00	0.00	0.00
<u>A 2020.4750-02-000</u>	TRAVEL & CONFERENCE - BAY	1,000.00	0.00	1,000.00	0.00	0.00	1,000.00
<u>A 2020.4750-04-000</u>	TRAVEL & CONFERENCE - EAGLE	1,000.00	0.00	1,000.00	229.00	0.00	771.00
<u>A 2020.4750-05-000</u>	TRAVEL & CONFERENCE - MEDFORD	2,000.00	-1,500.00	500.00	0.00	0.00	500.00
<u>A 2020.4750-06-000</u>	TRAVEL & CONFERENCE - RIVER	600.00	-350.00	250.00	250.00	0.00	0.00
<u>A 2020.4750-07-000</u>	TRAVEL & CONFERENCE - TREMONT	800.00	0.00	800.00	253.00	0.00	547.00
<u>A 2020.4750-26-000</u>	TRAVEL & CONFERENCE - OREGON	1,000.00	-1,000.00	0.00	0.00	0.00	0.00
<u>A 2020.4750-28-000</u>	TRAVEL & CONFERENCE - S. OCEAN	3,744.00	-3,744.00	0.00	0.00	0.00	0.00
<u>A 2020.4750-37-000</u>	TRAVEL & CONFERENCE - HIGH SCHOOL	2,900.00	0.00	2,900.00	490.00	0.00	2,410.00
2020	SUPERVISION - REGULAR SCHOOL *	4,856,877.00	60,581.93	4,917,458.93	4,860,450.07	0.00	57,008.86
<u>A 2021.1500-90-000</u>	DIRECTORS SALARIES	1,828,552.00	33,800.00	1,862,352.00	1,784,561.27	0.00	77,790.73
<u>A 2021.1550-90-000</u>	MENTORS	0.00	6,000.00	6,000.00	5,964.80	0.00	35.20
<u>A 2021.1620-90-000</u>	CLERICAL CONTRACT	576,325.00	19,500.00	595,825.00	590,118.80	0.00	5,706.20
<u>A 2021.1630-90-000</u>	PART TIME CLERICAL	18,205.00	0.00	18,205.00	0.00	0.00	18,205.00
<u>A 2021.4500-90-ART</u>	SUPPLIES & MATERIALS - ART, MUSIC, CULTURAL ARTS OFFICE	700.00	0.00	700.00	700.00	0.00	0.00

PATCHOGUE-MEDFORD UFSD

Appropriation Status Detail Report By Function From 7/1/2023 To 6/30/2024



Account	Description	Budget	Adjustments	Adj. Budget	Expensed	Encumbered	Available
<u>A 2021.4500-90-ATH</u>	SUPPLIES & MATERIALS - ATHLETICS OFFICE	700.00	0.00	700.00	691.61	0.00	8.39
<u>A 2021.4500-90-CTE</u>	SUPPLIES & MATERIALS - CTE OFFICE	700.00	0.00	700.00	513.76	0.00	186.24
<u>A 2021.4500-90-DUA</u>	SUPPLIES & MATERIALS - DUAL LANGUAGE OFFICE	700.00	0.00	700.00	160.11	0.00	539.89
<u>A 2021.4500-90-EHU</u>	SUPPLIES & MATERIALS - ELEMENTARY HUMANITIES OFFICE	700.00	2,054.01	2,754.01	2,752.23	0.00	1.78
<u>A 2021.4500-90-ENL</u>	SUPPLIES & MATERIALS - ELEMENTARY ENL OFFICE	700.00	0.00	700.00	308.35	0.00	391.65
<u>A 2021.4500-90-EST</u>	SUPPLIES & MATERIALS - ELEMENTARY STEM OFFICE	700.00	4,767.07	5,467.07	5,450.31	0.00	16.76
<u>A 2021.4500-90-GUI</u>	SUPPLIES & MATERIALS - GUIDANCE OFFICE	700.00	0.00	700.00	386.03	0.00	313.97
<u>A 2021.4500-90-LIB</u>	SUPPLIES & MATERIALS - LIBRARY OFFICE	700.00	4,831.68	5,531.68	5,069.63	0.00	462.05
<u>A 2021.4500-90-LOT</u>	SUPPLIES & MATERIALS - SECONDARY ENL, LOTE OFFICE	700.00	-180.00	520.00	407.30	0.00	112.70
<u>A 2021.4500-90-SEL</u>	SUPPLIES & MATERIALS - SOCIAL EMOTIONAL LEARNING OFFICE	700.00	0.00	700.00	237.34	0.00	462.66
<u>A 2021.4500-90-SHU</u>	SUPPLIES & MATERIALS - SECONDARY HUMANITIES OFFICE	700.00	0.00	700.00	689.04	0.00	10.96
<u>A 2021.4500-90-SST</u>	SUPPLIES & MATERIALS - SECONDARY STEM OFFICE	700.00	0.00	700.00	699.89	0.00	0.11
<u>A 2021.4750-90-000</u>	TRAVEL & CONFERENCE	1,937.00	0.00	1,937.00	40.00	0.00	1,897.00
2021	INSTR SUPV-OTHER *	2,434,119.00	70,772.76	2,504,891.76	2,398,750.47	0.00	106,141.29
<u>A 2060.4500-90-000</u>	SUPPLIES & MATERIALS	240.00	0.00	240.00	221.83	0.00	18.17
2060	RESEARCH, PLANNING AND EVALUATION *	240.00	0.00	240.00	221.83	0.00	18.17
20	**	7,869,486.00	201,754.53	8,071,240.53	7,811,123.89	0.00	260,116.64
<u>A 2110.1120-01-000</u>	TEACHERS SALARIES K-3	1,619,338.00	101,000.00	1,720,338.00	1,720,235.00	0.00	103.00
<u>A 2110.1120-02-000</u>	TEACHERS SALARIES K-3	1,277,354.00	-43,600.00	1,233,754.00	1,230,922.50	0.00	2,831.50
<u>A 2110.1120-03-000</u>	TEACHERS SALARIES K-3	1,803,242.00	27,000.00	1,830,242.00	1,830,187.04	0.00	54.96
<u>A 2110.1120-04-000</u>	TEACHERS SALARIES K-3	1,845,329.00	-29,000.00	1,816,329.00	1,815,768.50	0.00	560.50
<u>A 2110.1120-05-000</u>	TEACHERS SALARIES K-3	1,383,579.00	-189,000.00	1,194,579.00	1,193,624.34	0.00	954.66
<u>A 2110.1120-06-000</u>	TEACHERS SALARIES K-3	1,009,159.00	-64,000.00	945,159.00	944,984.00	0.00	175.00
<u>A 2110.1120-07-000</u>	TEACHERS SALARIES K-3	1,565,907.00	78,000.00	1,643,907.00	1,643,905.50	0.00	1.50
<u>A 2110.1200-01-000</u>	TEACHERS SALARIES 4-5	918,918.00	26,000.00	944,918.00	944,549.50	0.00	368.50
<u>A 2110.1200-02-000</u>	TEACHERS SALARIES 4-5	838,295.00	-141,000.00	697,295.00	696,562.10	0.00	732.90
<u>A 2110.1200-03-000</u>	TEACHERS SALARIES 4-5	919,523.00	-61,000.00	858,523.00	857,998.00	0.00	525.00

PATCHOGUE-MEDFORD UFSD

Appropriation Status Detail Report By Function From 7/1/2023 To 6/30/2024



Account	Description	Budget	Adjustments	Adj. Budget	Expensed	Encumbered	Available
A 2110.1200-04-000	TEACHERS SALARIES 4-5	971,099.00	-157,000.00	814,099.00	812,309.50	0.00	1,789.50
A 2110.1200-05-000	TEACHERS SALARIES 4-5	532,029.00	157,000.00	689,029.00	688,809.00	0.00	220.00
A 2110.1200-06-000	TEACHERS SALARIES 4-5	708,603.00	-141,000.00	567,603.00	558,752.00	0.00	8,851.00
A 2110.1200-07-000	TEACHERS SALARIES 4-5	759,709.00	-176,000.00	583,709.00	583,566.12	0.00	142.88
A 2110.1200-90-000	TEACHERS SALARIES 4-5	453,170.00	-61,000.00	392,170.00	391,944.40	0.00	225.60
A 2110.1210-01-000	TEACHERS SALARIES - ELEM SPECIALS	1,212,928.00	-19,000.00	1,193,928.00	1,193,403.84	0.00	524.16
A 2110.1210-02-000	TEACHERS SALARIES - ELEM SPECIALS	964,866.00	55,000.00	1,019,866.00	1,018,815.71	0.00	1,050.29
A 2110.1210-03-000	TEACHERS SALARIES - ELEM SPECIALS	1,401,888.00	4,000.00	1,405,888.00	1,405,467.93	0.00	420.07
A 2110.1210-04-000	TEACHERS SALARIES - ELEM SPECIALS	1,398,355.00	-185,000.00	1,213,355.00	1,195,390.66	0.00	17,964.34
A 2110.1210-05-000	TEACHERS SALARIES - ELEM SPECIALS	1,286,297.00	178,300.00	1,464,597.00	1,440,966.10	0.00	23,630.90
A 2110.1210-06-000	TEACHERS SALARIES - ELEM SPECIALS	858,858.00	328,200.00	1,187,058.00	1,187,057.65	0.00	0.35
A 2110.1210-07-000	TEACHERS SALARIES - ELEM SPECIALS	1,449,254.00	-235,100.00	1,214,154.00	1,161,641.85	0.00	52,512.15
A 2110.1220-26-000	GRADE 6 IN MIDDLE SCH	1,235,071.00	73,000.00	1,308,071.00	1,308,029.50	0.00	41.50
A 2110.1220-27-000	GRADE 6 IN MIDDLE SCH	1,040,870.00	-71,000.00	969,870.00	969,720.00	0.00	150.00
A 2110.1220-28-000	GRADE 6 IN MIDDLE SCH	1,092,070.00	-185,000.00	907,070.00	895,351.57	0.00	11,718.43
A 2110.1240-02-000	TEACHERS SALARIES - COMMON PLANNING - BAY	12,960.00	0.00	12,960.00	9,180.00	0.00	3,780.00
A 2110.1240-03-000	TEACHERS SALARIES - COMMON PLANNING - CANAAN	12,960.00	0.00	12,960.00	9,090.00	0.00	3,870.00
A 2110.1240-04-000	TEACHERS SALARIES - COMMON PLANNING - EAGLE	12,960.00	0.00	12,960.00	10,950.00	0.00	2,010.00
A 2110.1240-05-000	TEACHERS SALARIES - COMMON PLANNING - MEDFORD	12,960.00	0.00	12,960.00	12,075.00	0.00	885.00
A 2110.1240-26-000	TEACHERS SALARIES - COMMON PLANNING - OREGON	2,160.00	0.00	2,160.00	0.00	0.00	2,160.00
A 2110.1240-28-000	TEACHERS SALARIES - COMMON PLANNING - SOUTH OCEAN	3,240.00	0.00	3,240.00	0.00	0.00	3,240.00
A 2110.1245-01-000	TEACHERS SALARIES - DUAL CERTIFICATION - BARTON	1,032.00	0.00	1,032.00	1,032.00	0.00	0.00
A 2110.1245-02-000	TEACHERS SALARIES - DUAL CERTIFICATION - BAY	2,064.00	0.00	2,064.00	1,032.00	0.00	1,032.00
A 2110.1245-03-000	TEACHERS SALARIES - DUAL CERTIFICATION - CANAAN	2,752.00	0.00	2,752.00	1,720.00	0.00	1,032.00
A 2110.1245-04-000	TEACHERS SALARIES - DUAL CERTIFICATION - EAGLE	2,064.00	0.00	2,064.00	1,720.00	0.00	344.00
A 2110.1245-05-000	TEACHERS SALARIES - DUAL CERTIFICATION - MEDFORD	3,784.00	0.00	3,784.00	2,064.00	0.00	1,720.00

PATCHOGUE-MEDFORD UFSD

Appropriation Status Detail Report By Function From 7/1/2023 To 6/30/2024



Account	Description	Budget	Adjustments	Adj. Budget	Expensed	Encumbered	Available
<u>A 2110.1245-06-000</u>	TEACHERS SALARIES - DUAL CERTIFICATION - RIVER	1,376.00	0.00	1,376.00	1,032.00	0.00	344.00
<u>A 2110.1245-07-000</u>	TEACHERS SALARIES - DUAL CERTIFICATION - TREMONT	688.00	0.00	688.00	688.00	0.00	0.00
<u>A 2110.1245-26-000</u>	TEACHERS SALARIES - DUAL CERTIFICATION - OREGON	2,064.00	0.00	2,064.00	2,064.00	0.00	0.00
<u>A 2110.1245-27-000</u>	TEACHERS SALARIES - DUAL CERTIFICATION - SAXTON	2,064.00	1,000.00	3,064.00	2,709.00	0.00	355.00
<u>A 2110.1245-28-000</u>	TEACHERS SALARIES - DUAL CERTIFICATION - SOUTH OCEAN	2,408.00	600.00	3,008.00	2,967.00	0.00	41.00
<u>A 2110.1245-37-000</u>	TEACHERS SALARIES - DUAL CERTIFICATION - HIGH SCHOOL	4,128.00	1,700.00	5,828.00	5,805.00	0.00	23.00
<u>A 2110.1300-26-000</u>	TEACHERS SALARIES-7-12	3,180,438.00	43,000.00	3,223,438.00	3,223,193.69	0.00	244.31
<u>A 2110.1300-27-000</u>	TEACHERS SALARIES-7-12	2,786,825.00	261,000.00	3,047,825.00	3,047,813.64	0.00	11.36
<u>A 2110.1300-28-000</u>	TEACHERS SALARIES-7-12	3,491,572.00	-282,000.00	3,209,572.00	3,202,565.40	0.00	7,006.60
<u>A 2110.1300-37-000</u>	TEACHERS SALARIES-7-12	17,426,816.00	-176,800.00	17,250,016.00	17,243,284.40	0.00	6,731.60
<u>A 2110.1300-90-000</u>	TEACHERS SALARIES-7-12	482,183.00	-132,000.00	350,183.00	322,355.09	0.00	27,827.91
<u>A 2110.1350-90-000</u>	TEACHING ASSISTANTS - NON SPECIAL ED	276,376.00	0.00	276,376.00	267,300.35	0.00	9,075.65
<u>A 2110.1400-90-000</u>	SUBSTITUTE SALARIES	1,150,255.00	1,080.00	1,151,335.00	1,019,157.29	0.00	132,177.71
<u>A 2110.1402-01-000</u>	CLASSROOM SUPERVISION	10,000.00	0.00	10,000.00	4,791.72	0.00	5,208.28
<u>A 2110.1402-02-000</u>	CLASSROOM SUPERVISION	10,000.00	0.00	10,000.00	5,242.41	0.00	4,757.59
<u>A 2110.1402-03-000</u>	CLASSROOM SUPERVISION	10,000.00	0.00	10,000.00	381.51	0.00	9,618.49
<u>A 2110.1402-04-000</u>	CLASSROOM SUPERVISION	10,000.00	0.00	10,000.00	964.02	0.00	9,035.98
<u>A 2110.1402-05-000</u>	CLASSROOM SUPERVISION	15,000.00	0.00	15,000.00	3,286.14	0.00	11,713.86
<u>A 2110.1402-06-000</u>	CLASSROOM SUPERVISION	10,000.00	0.00	10,000.00	3,518.37	0.00	6,481.63
<u>A 2110.1402-07-000</u>	CLASSROOM SUPERVISION	15,000.00	0.00	15,000.00	10,672.89	0.00	4,327.11
<u>A 2110.1402-26-000</u>	CLASSROOM SUPERVISION	30,000.00	0.00	30,000.00	26,807.59	0.00	3,192.41
<u>A 2110.1402-27-000</u>	CLASSROOM SUPERVISION	30,000.00	1,100.00	31,100.00	31,066.75	0.00	33.25
<u>A 2110.1402-28-000</u>	CLASSROOM SUPERVISION	30,000.00	0.00	30,000.00	16,511.00	0.00	13,489.00
<u>A 2110.1402-37-000</u>	CLASSROOM SUPERVISION	150,000.00	0.00	150,000.00	143,998.83	0.00	6,001.17
<u>A 2110.1422-26-000</u>	BUS DUTY - OREGON MIDDLE SCHOOL	4,000.00	0.00	4,000.00	0.00	0.00	4,000.00
<u>A 2110.1422-27-000</u>	BUS DUTY - SAXTON MIDDLE SCHOOL	4,000.00	0.00	4,000.00	0.00	0.00	4,000.00
<u>A 2110.1422-28-000</u>	BUS DUTY - SOUTH OCEAN MIDDLE SCHOOL	4,000.00	0.00	4,000.00	0.00	0.00	4,000.00
<u>A 2110.1422-37-000</u>	BUS DUTY - HIGH SCHOOL	23,000.00	-2,000.00	21,000.00	0.00	0.00	21,000.00
<u>A 2110.1490-90-000</u>	DISTRICTWIDE STAFF DVLPMNT-PAYROLL	0.00	26,000.00	26,000.00	25,401.00	0.00	599.00

PATCHOGUE-MEDFORD UFSD



Appropriation Status Detail Report By Function From 7/1/2023 To 6/30/2024

Account	Description	Budget	Adjustments	Adj. Budget	Expensed	Encumbered	Available
A 2110.1545-01-000	MATH AIS - BARTON	160,520.00	0.00	160,520.00	131,471.00	0.00	29,049.00
A 2110.1545-02-000	MATH AIS - BAY	126,654.00	0.00	126,654.00	91,602.04	0.00	35,051.96
A 2110.1545-03-000	MATH AIS - CANAAN	160,520.00	0.00	160,520.00	125,909.00	0.00	34,611.00
A 2110.1545-04-000	MATH AIS - EAGLE	160,520.00	100,000.00	260,520.00	260,431.00	0.00	89.00
A 2110.1545-05-000	MATH AIS - MEDFORD	160,520.00	81,000.00	241,520.00	240,857.00	0.00	663.00
A 2110.1545-06-000	MATH AIS - RIVER	126,654.00	17,000.00	143,654.00	143,522.00	0.00	132.00
A 2110.1545-07-000	MATH AIS - TREMONT	160,520.00	0.00	160,520.00	131,061.50	0.00	29,458.50
A 2110.1545-90-000	HOME TEACHING - ELEMENTARY	15,750.00	2,100.00	17,850.00	17,835.00	0.00	15.00
A 2110.1550-90-000	MATH AIS DISTRICT-WIDE	62,640.00	0.00	62,640.00	0.00	0.00	62,640.00
A 2110.1553-90-000	DIFFERENTIALS HORIZ. MOVE, LONG	180,000.00	-180,000.00	0.00	0.00	0.00	0.00
A 2110.1555-26-000	HIGH IMPACT TUTORING - OREGON	75,626.00	0.00	75,626.00	0.00	0.00	75,626.00
A 2110.1555-27-000	HIGH IMPACT TUTORING - SAXTON	75,626.00	0.00	75,626.00	0.00	0.00	75,626.00
A 2110.1555-28-000	HIGH IMPACT TUTORING - SOUTH OCEAN	109,492.00	0.00	109,492.00	0.00	0.00	109,492.00
A 2110.1555-90-000	HOME TEACHING - SECONDARY	136,500.00	162,000.00	298,500.00	298,314.66	0.00	185.34
A 2110.1560-01-000	LUNCH ROOM SUPERVISION	57,200.00	6,200.00	63,400.00	63,313.80	0.00	86.20
A 2110.1560-02-000	LUNCH ROOM SUPERVISION	51,100.00	16,200.00	67,300.00	67,225.20	0.00	74.80
A 2110.1560-03-000	LUNCH ROOM SUPERVISION	44,800.00	22,700.00	67,500.00	67,479.60	0.00	20.40
A 2110.1560-04-000	LUNCH ROOM SUPERVISION	57,100.00	4,700.00	61,800.00	61,723.80	0.00	76.20
A 2110.1560-05-000	LUNCH ROOM SUPERVISION	57,400.00	42,500.00	99,900.00	99,883.80	0.00	16.20
A 2110.1560-06-000	LUNCH ROOM SUPERVISION	57,700.00	9,400.00	67,100.00	67,098.00	0.00	2.00
A 2110.1560-07-000	LUNCH ROOM SUPERVISION	48,700.00	15,900.00	64,600.00	64,585.80	0.00	14.20
A 2110.1560-26-000	LUNCH ROOM SUPERVISION	62,600.00	20,500.00	83,100.00	83,071.91	0.00	28.09
A 2110.1560-27-000	LUNCH ROOM SUPERVISION	62,600.00	25,500.00	88,100.00	88,025.59	0.00	74.41
A 2110.1560-28-000	LUNCH ROOM SUPERVISION	61,800.00	24,000.00	85,800.00	85,776.88	0.00	23.12
A 2110.1560-37-000	LUNCH ROOM SUPERVISION	110,500.00	14,100.00	124,600.00	124,528.80	0.00	71.20
A 2110.1620-37-000	NONINSTRUCTIONAL CLERICAL	62,090.00	0.00	62,090.00	53,751.46	0.00	8,338.54
A 2110.1660-02-000	LUNCH ROOM MONITORS - BAY	29,286.00	0.00	29,286.00	14,965.19	0.00	14,320.81
A 2110.1660-03-000	LUNCH ROOM MONITORS - CANAAN	19,524.00	0.00	19,524.00	12,218.04	0.00	7,305.96
A 2110.1660-04-000	LUNCH ROOM MONITORS - EAGLE	29,286.00	0.00	29,286.00	29,150.79	0.00	135.21
A 2110.1660-05-000	LUNCH ROOM MONITORS - MEDFORD	19,524.00	0.00	19,524.00	18,735.21	0.00	788.79
A 2110.1660-28-000	LUNCH ROOM MONITORS - SOUTH OCEAN	9,762.00	1,400.00	11,162.00	11,092.97	0.00	69.03
A 2110.1660-90-000	AIDES	28,146.00	9,000.00	37,146.00	37,109.69	0.00	36.31
A 2110.1800-90-000	TEACHER AIDES KDG	306,615.00	0.00	306,615.00	298,877.07	0.00	7,737.93

PATCHOGUE-MEDFORD UFSD



Appropriation Status Detail Report By Function From 7/1/2023 To 6/30/2024

Account	Description	Budget	Adjustments	Adj. Budget	Expensed	Encumbered	Available
<u>A 2110.1860-90-000</u>	BILINGUAL AIDES	23,742.00	0.00	23,742.00	22,340.21	0.00	1,401.79
<u>A 2110.1862-90-000</u>	SCIENCE AIDES	193,097.00	0.00	193,097.00	175,898.29	0.00	17,198.71
<u>A 2110.1863-26-000</u>	LAVATORY AIDES - OREGON	45,556.00	0.00	45,556.00	35,129.29	0.00	10,426.71
<u>A 2110.1863-27-000</u>	LAVATORY AIDES - SAXTON	45,556.00	0.00	45,556.00	38,538.81	0.00	7,017.19
<u>A 2110.1863-28-000</u>	LAVATORY AIDES - SOUTH OCEAN	45,556.00	0.00	45,556.00	36,557.80	0.00	8,998.20
<u>A 2110.1863-90-000</u>	LAVATORY AIDES - HIGH SCHOOL	193,613.00	0.00	193,613.00	191,772.81	0.00	1,840.19
<u>A 2110.2000-01-000</u>	EQUIPMENT - BARTON	2,900.00	-2,900.00	0.00	0.00	0.00	0.00
<u>A 2110.2000-04-000</u>	EQUIPMENT - EAGLE	5,500.00	0.00	5,500.00	3,998.00	0.00	1,502.00
<u>A 2110.2000-06-000</u>	EQUIPMENT - RIVER	1,685.00	-24.00	1,661.00	1,599.99	0.00	61.01
<u>A 2110.2000-27-000</u>	EQUIPMENT - SAXTON	6,925.00	-6,080.11	844.89	844.89	0.00	0.00
<u>A 2110.2000-37-000</u>	EQUIPMENT - HIGH SCHOOL	5,000.00	-3,690.35	1,309.65	0.00	0.00	1,309.65
<u>A 2110.2001-90-000</u>	SUPERINTENDENT INITIATIVES - EQUIPMENT	10,000.00	0.00	10,000.00	0.00	0.00	10,000.00
<u>A 2110.4000-01-000</u>	CONTRACTUAL - BARTON	23,121.00	-23,000.00	121.00	0.00	0.00	121.00
<u>A 2110.4000-02-000</u>	CONTRACTUAL - BAY	23,121.00	-23,000.00	121.00	0.00	0.00	121.00
<u>A 2110.4000-03-000</u>	CONTRACTUAL - CANAAN	27,064.00	-27,000.00	64.00	0.00	0.00	64.00
<u>A 2110.4000-04-000</u>	CONTRACTUAL - EAGLE	27,064.00	-27,000.00	64.00	0.00	0.00	64.00
<u>A 2110.4000-05-000</u>	CONTRACTUAL - MEDFORD	23,121.00	-23,000.00	121.00	0.00	0.00	121.00
<u>A 2110.4000-06-000</u>	CONTRACTUAL - RIVER	16,055.00	-16,000.00	55.00	0.00	0.00	55.00
<u>A 2110.4000-07-000</u>	CONTRACTUAL - TREMONT	27,064.00	-27,000.00	64.00	0.00	0.00	64.00
<u>A 2110.4000-26-000</u>	CONTRACTUAL - OREGON	27,064.00	45,300.00	72,364.00	72,212.50	0.00	151.50
<u>A 2110.4000-27-000</u>	CONTRACTUAL - SAXTON	23,121.00	50,000.00	73,121.00	72,212.50	0.00	908.50
<u>A 2110.4000-28-000</u>	CONTRACTUAL - SOUTH OCEAN	27,064.00	45,300.00	72,364.00	72,212.50	0.00	151.50
<u>A 2110.4000-90-000</u>	CONTRACTUAL	64,480.00	43,000.00	107,480.00	106,962.50	0.00	517.50
<u>A 2110.4001-90-000</u>	SUPERINTENDENT INITIATIVES - CONTRACTUAL SERVICES	25,300.00	104,000.00	129,300.00	117,472.06	0.00	11,827.94
<u>A 2110.4140-90-000</u>	TRAVEL IN DISTRICT	5,500.00	2,000.00	7,500.00	4,908.63	0.00	2,591.37
<u>A 2110.4301-90-000</u>	TUTORING SERVICES	150,000.00	0.00	150,000.00	123,453.55	0.00	26,546.45
<u>A 2110.4490-90-000</u>	DISTRICT WIDE STAFF DEVELOPMENT	8,000.00	0.00	8,000.00	0.00	0.00	8,000.00
<u>A 2110.4500-01-000</u>	SUPPLIES - BARTON	14,543.00	4,662.50	19,205.50	19,111.17	0.00	94.33
<u>A 2110.4500-01-TCH</u>	TEACHERS SUPPLIES - BARTON	5,500.00	0.00	5,500.00	4,740.70	0.00	759.30
<u>A 2110.4500-02-000</u>	SUPPLIES - BAY	8,000.00	0.00	8,000.00	7,718.97	0.00	281.03
<u>A 2110.4500-02-TCH</u>	TEACHERS SUPPLIES - BAY	3,800.00	0.00	3,800.00	3,420.77	0.00	379.23
<u>A 2110.4500-03-000</u>	SUPPLIES - CANAAN	25,778.00	-2,952.32	22,825.68	20,985.62	0.00	1,840.06

PATCHOGUE-MEDFORD UFSD

Appropriation Status Detail Report By Function From 7/1/2023 To 6/30/2024



Account	Description	Budget	Adjustments	Adj. Budget	Expensed	Encumbered	Available
<u>A 2110.4500-03-TCH</u>	TEACHERS SUPPLIES - CANAAN	5,300.00	0.00	5,300.00	4,877.89	0.00	422.11
<u>A 2110.4500-04-000</u>	SUPPLIES - EAGLE	20,913.00	2,000.00	22,913.00	21,613.53	0.00	1,299.47
<u>A 2110.4500-04-TCH</u>	TEACHERS SUPPLIES - EAGLE	5,800.00	500.00	6,300.00	5,332.41	0.00	967.59
<u>A 2110.4500-05-000</u>	SUPPLIES - MEDFORD	9,340.00	0.00	9,340.00	7,955.87	0.00	1,384.13
<u>A 2110.4500-05-TCH</u>	TEACHERS SUPPLIES - MEDFORD	5,000.00	-609.00	4,391.00	4,190.87	0.00	200.13
<u>A 2110.4500-06-000</u>	SUPPLIES - RIVER	9,000.00	2,134.00	11,134.00	11,109.00	0.00	25.00
<u>A 2110.4500-06-TCH</u>	TEACHERS SUPPLIES - RIVER	3,600.00	-238.91	3,361.09	3,361.09	0.00	0.00
<u>A 2110.4500-07-000</u>	SUPPLIES - TREMONT	8,092.00	856.17	8,948.17	8,472.13	0.00	476.04
<u>A 2110.4500-07-TCH</u>	TEACHERS SUPPLIES - TREMONT	3,800.00	-13.90	3,786.10	3,786.10	0.00	0.00
<u>A 2110.4500-26-000</u>	SUPPLIES - OREGON	15,391.00	3,594.24	18,985.24	18,473.61	0.00	511.63
<u>A 2110.4500-26-TCH</u>	TEACHERS SUPPLIES - OREGON	7,200.00	-600.00	6,600.00	4,560.27	0.00	2,039.73
<u>A 2110.4500-27-000</u>	SUPPLIES - SAXTON	5,005.00	443.48	5,448.48	5,144.44	0.00	304.04
<u>A 2110.4500-27-TCH</u>	TEACHERS SUPPLIES - SAXTON	6,000.00	0.00	6,000.00	5,238.92	0.00	761.08
<u>A 2110.4500-28-000</u>	SUPPLIES - S. OCEAN	9,500.00	0.00	9,500.00	9,441.75	0.00	58.25
<u>A 2110.4500-28-TCH</u>	TEACHERS SUPPLIES - SOUTH OCEAN	7,000.00	-800.00	6,200.00	4,981.25	0.00	1,218.75
<u>A 2110.4500-37-000</u>	SUPPLIES - HIGH SCHOOL	52,948.00	1,755.50	54,703.50	52,372.53	0.00	2,330.97
<u>A 2110.4500-37-TCH</u>	TEACHERS SUPPLIES - HIGH SCHOOL	23,200.00	-500.00	22,700.00	19,502.81	0.00	3,197.19
<u>A 2110.4500-90-000</u>	SUPPLIES	132,423.00	0.00	132,423.00	77,516.27	11,418.05	43,488.68
<u>A 2110.4501-90-000</u>	SUPERINTENDENT INITIATIVES - SUPPLIES AND MATERIALS	5,000.00	-3,922.00	1,078.00	814.98	0.00	263.02
<u>A 2110.4700-90-000</u>	FOSTER CHILD TUITION	300,000.00	75,000.00	375,000.00	359,573.17	0.00	15,426.83
<u>A 2110.4701-90-000</u>	CHARTER SCHOOL	186,000.00	93,576.00	279,576.00	225,680.00	0.00	53,896.00
<u>A 2110.4750-01-000</u>	TRAVEL & CONFERENCE - BARTON	476.00	-387.50	88.50	88.50	0.00	0.00
<u>A 2110.4750-02-000</u>	TRAVEL & CONFERENCE - BAY	1,000.00	0.00	1,000.00	0.00	0.00	1,000.00
<u>A 2110.4750-04-000</u>	TRAVEL & CONFERENCE - EAGLE	1,000.00	-1,000.00	0.00	0.00	0.00	0.00
<u>A 2110.4750-06-000</u>	TRAVEL & CONFERENCE - RIVER	600.00	-600.00	0.00	0.00	0.00	0.00
<u>A 2110.4750-26-000</u>	TRAVEL & CONFERENCE - OREGON	800.00	-800.00	0.00	0.00	0.00	0.00
<u>A 2110.4750-28-000</u>	TRAVEL & CONFERENCE - S. OCEAN	1,500.00	-1,505.00	-5.00	-5.00	0.00	0.00
<u>A 2110.4751-90-000</u>	SUPERINTENDENT INITIATIVES - TRAVEL OTHER	5,000.00	-5,000.00	0.00	0.00	0.00	0.00
<u>A 2110.4800-90-000</u>	INSTRUCTIONAL SVCS TEXTBOOKS	400,000.00	-395,827.80	4,172.20	4,165.20	0.00	7.00
<u>A 2110.4900-01-000</u>	BOCES - BARTON	475.00	-475.00	0.00	0.00	0.00	0.00
<u>A 2110.4900-02-000</u>	BOCES - BAY	1,000.00	0.00	1,000.00	0.00	0.00	1,000.00
<u>A 2110.4900-04-000</u>	BOCES - EAGLE	1,000.00	-1,000.00	0.00	0.00	0.00	0.00

PATCHOGUE-MEDFORD UFSD

Appropriation Status Detail Report By Function From 7/1/2023 To 6/30/2024



Account	Description	Budget	Adjustments	Adj. Budget	Expensed	Encumbered	Available
<u>A 2110.4900-05-000</u>	BOCES - MEDFORD	1,000.00	0.00	1,000.00	359.00	0.00	641.00
<u>A 2110.4900-06-000</u>	BOCES - RIVER	600.00	0.00	600.00	199.00	0.00	401.00
<u>A 2110.4900-07-000</u>	BOCES - TREMONT	1,000.00	0.00	1,000.00	0.00	0.00	1,000.00
<u>A 2110.4900-26-000</u>	BOCES - OREGON	600.00	-371.00	229.00	130.00	0.00	99.00
<u>A 2110.4900-27-000</u>	BOCES - SAXTON	0.00	309.00	309.00	199.00	0.00	110.00
<u>A 2110.4900-28-000</u>	BOCES - S. OCEAN	0.00	1,014.00	1,014.00	1,014.00	0.00	0.00
<u>A 2110.4900-90-000</u>	BOCES PAROCHIAL TEXTS	64,255.00	-2,517.85	61,737.15	59,505.42	0.00	2,231.73
<u>A 2110.4901-90-000</u>	BOCES TUTORING SERVICES	15,500.00	0.00	15,500.00	14,639.02	0.00	860.98
<u>A 2110.4913-90-000</u>	BOCES CULTURAL ARTS	324,148.00	96,725.29	420,873.29	420,276.13	0.00	597.16
<u>A 2110.4915-90-000</u>	BOCES - STAFF DEVELOPMENT	22,450.00	0.00	22,450.00	14,410.00	0.00	8,040.00
<u>A 2110.5010-37-000</u>	HIGH SCHOOL - GRADUATION	13,986.00	7,200.00	21,186.00	16,676.46	0.00	4,509.54
2110	TEACHING - REGULAR SCHOOL *	63,474,907.00	-611,764.56	62,863,142.44	61,659,766.38	11,418.05	1,191,958.01
<u>A 2111.2000-37-000</u>	ART EQUIPMENT-HS	9,200.00	-9,200.00	0.00	0.00	0.00	0.00
<u>A 2111.4140-90-000</u>	TRAVEL IN DISTRICT	1,000.00	-559.00	441.00	372.03	0.00	68.97
<u>A 2111.4500-01-000</u>	ART SUPPLIES-BARTON	2,196.00	-110.48	2,085.52	2,085.52	0.00	0.00
<u>A 2111.4500-02-000</u>	ART SUPPLIES-BAY	1,841.00	-729.36	1,111.64	1,111.64	0.00	0.00
<u>A 2111.4500-03-000</u>	ART SUPPLIES-CANAAN	2,574.00	-940.91	1,633.09	1,633.09	0.00	0.00
<u>A 2111.4500-04-000</u>	ART SUPPLIES-EAGLE	2,718.00	-203.47	2,514.53	2,514.53	0.00	0.00
<u>A 2111.4500-05-000</u>	ART SUPPLIES-MEDFORD	2,246.00	-446.11	1,799.89	1,799.89	0.00	0.00
<u>A 2111.4500-06-000</u>	ART SUPPLIES-RIVER	1,485.00	-882.05	602.95	602.95	0.00	0.00
<u>A 2111.4500-07-000</u>	ART SUPPLIES-TREMONT	2,079.00	-293.14	1,785.86	1,785.86	0.00	0.00
<u>A 2111.4500-26-000</u>	ART SUPPLIES-OREGON	5,050.00	-239.48	4,810.52	4,810.52	0.00	0.00
<u>A 2111.4500-27-000</u>	ART SUPPLIES-SAXTON	5,150.00	-510.17	4,639.83	4,639.83	0.00	0.00
<u>A 2111.4500-28-000</u>	ART SUPPLIES-S.OCEAN	5,350.00	-290.51	5,059.49	5,059.49	0.00	0.00
<u>A 2111.4500-37-000</u>	ART SUPPLIES-HS	37,750.00	5,563.95	43,313.95	43,298.07	8.38	7.50
<u>A 2111.4690-90-000</u>	EQUIPMENT REPAIR	1,000.00	407.00	1,407.00	1,407.00	0.00	0.00
<u>A 2111.4900-90-000</u>	BOCES - ART DEPARTMENT	1,600.00	-1,600.00	0.00	0.00	0.00	0.00
2111	ART *	81,239.00	-10,033.73	71,205.27	71,120.42	8.38	76.47
<u>A 2112.4000-90-000</u>	ENGLISH - CONTRACTUAL - SECONDARY	8,250.00	-1,350.00	6,900.00	6,632.75	0.00	267.25
<u>A 2112.4150-90-000</u>	ENGLISH DEPT - TRAVEL & CONFERENCE	4,800.00	-1,100.00	3,700.00	2,997.00	0.00	703.00
<u>A 2112.4160-90-000</u>	ENGLISH DEPT - TRAVEL & CONF - ELEM	3,000.00	0.00	3,000.00	225.00	0.00	2,775.00
<u>A 2112.4500-26-000</u>	ENGLISH SUPPLIES-OREGON	4,020.00	-1,822.85	2,197.15	2,197.15	0.00	0.00
<u>A 2112.4500-27-000</u>	ENGLISH SUPPLIES-SAXTON	3,870.00	200.00	4,070.00	4,032.99	0.00	37.01

PATCHOGUE-MEDFORD UFSD



Appropriation Status Detail Report By Function From 7/1/2023 To 6/30/2024

Account	Description	Budget	Adjustments	Adj. Budget	Expensed	Encumbered	Available
<u>A 2112.4500-28-000</u>	ENGLISH SUPPLIES-S.OCEAN	3,900.00	0.00	3,900.00	3,825.25	0.00	74.75
<u>A 2112.4500-37-000</u>	ENGLISH SUPPLIES-HS	12,250.00	-5,700.00	6,550.00	6,488.02	0.00	61.98
<u>A 2112.4510-26-000</u>	ENGLISH SUPPLIES-OREGON - 6TH GRADE	7,325.00	-915.60	6,409.40	6,409.40	0.00	0.00
<u>A 2112.4510-27-000</u>	ENGLISH SUPPLIES-SAXTON - 6TH GRADE	5,810.00	-536.10	5,273.90	5,273.90	0.00	0.00
<u>A 2112.4510-28-000</u>	ENGLISH SUPPLIES-S.OCEAN - 6TH GRADE	6,870.00	-826.50	6,043.50	6,043.50	0.00	0.00
<u>A 2112.4810-26-000</u>	ENGLISH TEXTBOOKS-OREGON - 6TH GRADE	400.00	44,422.00	44,822.00	44,811.32	0.00	10.68
<u>A 2112.4810-27-000</u>	ENGLISH TEXTBOOKS-SAXTON - 6TH GRADE	200.00	46,315.00	46,515.00	46,425.50	0.00	89.50
<u>A 2112.4810-28-000</u>	ENGLISH TEXTBOOKS-S.OCEAN - 6TH GRADE	200.00	47,565.00	47,765.00	47,710.00	0.00	55.00
<u>A 2112.4820-26-000</u>	ENGLISH TEXTBOOKS-OREGON	8,040.00	62,457.95	70,497.95	70,436.03	0.00	61.92
<u>A 2112.4820-27-000</u>	ENGLISH TEXTBOOKS-SAXTON	7,060.00	65,323.04	72,383.04	72,383.04	0.00	0.00
<u>A 2112.4820-28-000</u>	ENGLISH TEXTBOOKS-S.OCEAN	8,380.00	57,542.54	65,922.54	65,886.04	0.00	36.50
<u>A 2112.4820-37-000</u>	ENGLISH TEXTBOOKS-HS	29,594.00	-1,770.98	27,823.02	27,323.22	0.00	499.80
<u>A 2112.4900-90-000</u>	BOCES - ENGLISH SECONDARY	1,000.00	0.00	1,000.00	475.00	0.00	525.00
<u>A 2112.4910-90-000</u>	BOCES - ENGLISH ELEMENTARY	2,200.00	0.00	2,200.00	469.00	0.00	1,731.00
2112	ENGLISH *	117,169.00	309,803.50	426,972.50	420,044.11	0.00	6,928.39
<u>A 2113.4150-90-000</u>	HEALTH DEPT. - TRAVEL AND CONFERENCE	500.00	0.00	500.00	500.00	0.00	0.00
<u>A 2113.4500-37-000</u>	HEALTH SUPPLIES	900.00	0.00	900.00	839.17	0.00	60.83
<u>A 2113.4900-90-000</u>	BOCES - HEALTH DEPARTMENT	400.00	0.00	400.00	0.00	0.00	400.00
2113	HEALTH ED *	1,800.00	0.00	1,800.00	1,339.17	0.00	460.83
<u>A 2114.4500-90-000</u>	SUPPLIES - HIGH SCHOOL	3,500.00	0.00	3,500.00	3,421.72	0.00	78.28
2114	HOME & CAREER *	3,500.00	0.00	3,500.00	3,421.72	0.00	78.28
<u>A 2115.2000-37-000</u>	TECHNOLOGY ED. EQUIPMENT-HS	1,850.00	0.00	1,850.00	1,741.15	0.00	108.85
<u>A 2115.4500-26-000</u>	SUPPLIES - OREGON	8,500.00	-1,500.00	7,000.00	6,929.73	0.00	70.27
<u>A 2115.4500-27-000</u>	SUPPLIES - SAXTON	8,500.00	0.00	8,500.00	7,641.91	0.00	858.09
<u>A 2115.4500-28-000</u>	SUPPLIES - S. OCEAN	8,500.00	4,370.00	12,870.00	12,328.36	0.00	541.64
<u>A 2115.4500-37-000</u>	SUPPLIES - HIGH SCHOOL	23,500.00	1,500.00	25,000.00	24,598.23	0.00	401.77
<u>A 2115.4690-90-000</u>	EQUIPMENT REPAIR	2,000.00	-370.00	1,630.00	630.00	0.00	1,000.00
<u>A 2115.4900-90-000</u>	BOCES - TECHNOLOGY ED DEPARTMENT	500.00	0.00	500.00	260.00	0.00	240.00
2115	TECHNOLOGY *	53,350.00	4,000.00	57,350.00	54,129.38	0.00	3,220.62
<u>A 2116.4000-90-000</u>	FOR LANGUAGE CONTRACTUAL - DISTRICT WIDE	15,000.00	0.00	15,000.00	13,200.00	0.00	1,800.00
<u>A 2116.4150-90-000</u>	FOR LANGUAGE TRAVEL & CONFERENCE	1,680.00	0.00	1,680.00	1,156.07	0.00	523.93

PATCHOGUE-MEDFORD UFSD

Appropriation Status Detail Report By Function From 7/1/2023 To 6/30/2024



Account	Description	Budget	Adjustments	Adj. Budget	Expensed	Encumbered	Available
A 2116.4500-26-000	FOR LANGUAGE SUPPLIES-OREGON	200.00	-100.00	100.00	0.00	0.00	100.00
A 2116.4500-27-000	FOR LANGUAGE SUPPLIES-SAXTON	200.00	-200.00	0.00	0.00	0.00	0.00
A 2116.4500-28-000	FOR LANGUAGE SUPPLIES-S.OCEAN	400.00	-400.00	0.00	0.00	0.00	0.00
A 2116.4500-37-000	FOR LANGUAGE SUPPLIES-HS	500.00	-500.00	0.00	0.00	0.00	0.00
A 2116.4820-26-000	FOR LANGUAGE TEXTBOOKS-OREGON	19,230.00	-12,900.00	6,330.00	6,330.00	0.00	0.00
A 2116.4820-27-000	FOR LANGUAGE TEXTBOOKS-SAXTON	19,230.00	-13,710.00	5,520.00	5,520.00	0.00	0.00
A 2116.4820-28-000	FOR LANGUAGE TEXTBOOKS-S.OCEAN	19,230.00	-12,210.00	7,020.00	7,020.00	0.00	0.00
A 2116.4820-37-000	FOR LANGUAGE TEXTBOOKS-HS	5,750.00	304.75	6,054.75	6,054.75	0.00	0.00
A 2116.4900-90-000	BOCES - LOTE DEPARTMENT	1,125.00	0.00	1,125.00	0.00	0.00	1,125.00
2116	FOR LANGUAGE *	82,545.00	-39,715.25	42,829.75	39,280.82	0.00	3,548.93
A 2117.4000-90-000	MATH CONTRACTUAL EXP - SECONDARY	16,200.00	-15,700.00	500.00	500.00	0.00	0.00
A 2117.4010-90-000	MATH CONTRACTUAL EXP - ELEMENTARY	1,200.00	0.00	1,200.00	0.00	0.00	1,200.00
A 2117.4150-90-000	MATH TRAVEL & CONF - SECONDARY	1,000.00	-250.00	750.00	749.02	0.00	0.98
A 2117.4160-90-000	MATH TRAVEL & CONF - ELEMENTARY	1,000.00	0.00	1,000.00	0.00	0.00	1,000.00
A 2117.4500-01-000	MATH SUPPLIES-BARTON	1,300.00	888.45	2,188.45	2,092.39	0.00	96.06
A 2117.4500-02-000	MATH SUPPLIES-BAY	1,000.00	0.00	1,000.00	1,000.00	0.00	0.00
A 2117.4500-03-000	MATH SUPPLIES-CANAAN	1,400.00	48.00	1,448.00	1,448.00	0.00	0.00
A 2117.4500-04-000	MATH SUPPLIES-EAGLE	1,400.00	0.00	1,400.00	1,400.00	0.00	0.00
A 2117.4500-05-000	MATH SUPPLIES-MEDFORD	1,200.00	48.00	1,248.00	1,248.00	0.00	0.00
A 2117.4500-06-000	MATH SUPPLIES-RIVER	1,100.00	48.00	1,148.00	1,148.00	0.00	0.00
A 2117.4500-07-000	MATH SUPPLIES-TREMONT	1,500.00	0.00	1,500.00	1,499.99	0.00	0.01
A 2117.4500-26-000	MATH SUPPLIES-OREGON	13,925.00	3,300.00	17,225.00	17,170.42	0.00	54.58
A 2117.4500-27-000	MATH SUPPLIES-SAXTON	13,400.00	3,000.00	16,400.00	16,333.49	0.00	66.51
A 2117.4500-28-000	MATH SUPPLIES-S.OCEAN	14,195.00	2,400.00	16,595.00	16,568.16	0.00	26.84
A 2117.4500-37-000	MATH SUPPLIES-HS	44,705.00	6,750.00	51,455.00	51,036.76	0.00	418.24
A 2117.4510-26-000	MATH SUPPLIES-OREGON - 6TH GRADE	1,800.00	-181.22	1,618.78	1,618.78	0.00	0.00
A 2117.4510-27-000	MATH SUPPLIES-SAXTON - 6TH GRADE	1,800.00	-114.88	1,685.12	1,685.12	0.00	0.00
A 2117.4510-28-000	MATH SUPPLIES-S.OCEAN - 6TH GRADE	2,100.00	-1,279.82	820.18	820.18	0.00	0.00
A 2117.4810-01-000	MATH TEXTBOOKS-BARTON	0.00	67,961.96	67,961.96	67,742.20	0.00	219.76
A 2117.4810-02-000	MATH TEXTBOOKS-BAY	0.00	93,361.80	93,361.80	93,254.10	0.00	107.70
A 2117.4810-03-000	MATH TEXTBOOKS-CANAAN	0.00	111,000.00	111,000.00	110,522.70	0.00	477.30
A 2117.4810-04-000	MATH TEXTBOOKS-EAGLE	0.00	119,000.00	119,000.00	118,927.50	0.00	72.50
A 2117.4810-05-000	MATH TEXTBOOKS-MEDFORD	0.00	99,000.00	99,000.00	98,462.90	0.00	537.10

PATCHOGUE-MEDFORD UFSD

Appropriation Status Detail Report By Function From 7/1/2023 To 6/30/2024



Account	Description	Budget	Adjustments	Adj. Budget	Expensed	Encumbered	Available
A 2117.4810-06-000	MATH TEXTBOOKS-RIVER	0.00	43,154.00	43,154.00	43,035.25	0.00	118.75
A 2117.4810-07-000	MATH TEXTBOOKS-TREMONT	0.00	64,405.70	64,405.70	64,405.10	0.00	0.60
A 2117.4810-26-000	MATH TEXTBOOKS-OREGON 6TH GRADE	6,600.00	0.00	6,600.00	6,252.00	0.00	348.00
A 2117.4810-27-000	MATH TEXTBOOKS-SAXTON 6TH GRADE	6,200.00	-1,136.00	5,064.00	5,064.00	0.00	0.00
A 2117.4810-28-000	MATH TEXTBOOKS-SOUTH OCEAN 6TH GRADE	6,500.00	-44.00	6,456.00	6,456.00	0.00	0.00
A 2117.4820-37-000	MATH TEXTBOOKS-HS	600.00	-600.00	0.00	0.00	0.00	0.00
A 2117.4900-90-000	BOCES - MATH DEPARTMENT - SECONDARY	2,000.00	0.00	2,000.00	200.00	0.00	1,800.00
A 2117.4910-90-000	BOCES - MATH DEPARTMENT - ELEMENTARY	2,375.00	0.00	2,375.00	2,124.00	0.00	251.00
2117	MATH	144,500.00	595,059.99	739,559.99	732,764.06	0.00	6,795.93
A 2118.2000-02-000	MUSIC EQUIPMENT-BAY	4,000.00	1,893.80	5,893.80	5,893.80	0.00	0.00
A 2118.2000-03-000	MUSIC EQUIPMENT-CANAAN	7,000.00	-635.13	6,364.87	6,364.87	0.00	0.00
A 2118.2000-05-000	MUSIC EQUIPMENT-MEDFORD	4,000.00	-153.58	3,846.42	3,846.42	0.00	0.00
A 2118.2000-07-000	MUSIC EQUIPMENT-TREMONT	4,000.00	-105.65	3,894.35	3,894.35	0.00	0.00
A 2118.2000-26-000	MUSIC EQUIPMENT-OREGON	9,250.00	-812.15	8,437.85	0.00	8,437.85	0.00
A 2118.2000-27-000	MUSIC EQUIPMENT-SAXTON	1,750.00	4,989.59	6,739.59	6,739.59	0.00	0.00
A 2118.2000-37-000	MUSIC EQUIPMENT-HS	21,300.00	-6,638.45	14,661.55	14,661.55	0.00	0.00
A 2118.4140-90-000	TRAVEL IN DISTRICT	1,500.00	-472.00	1,028.00	601.09	0.00	426.91
A 2118.4330-90-000	EQUIPMENT RENTAL	5,000.00	-445.00	4,555.00	4,405.00	0.00	150.00
A 2118.4500-01-000	MUSIC SUPPLIES-BARTON	2,421.00	-724.84	1,696.16	1,696.16	0.00	0.00
A 2118.4500-02-000	MUSIC SUPPLIES-BAY	1,614.00	2,310.68	3,924.68	3,884.29	0.00	40.39
A 2118.4500-03-000	MUSIC SUPPLIES-CANAAN	2,205.00	-43.66	2,161.34	2,161.34	0.00	0.00
A 2118.4500-04-000	MUSIC SUPPLIES-EAGLE	6,183.00	-16.92	6,166.08	6,166.08	0.00	0.00
A 2118.4500-05-000	MUSIC SUPPLIES-MEDFORD	1,875.00	-58.39	1,816.61	1,816.61	0.00	0.00
A 2118.4500-06-000	MUSIC SUPPLIES-RIVER	2,544.00	-812.32	1,731.68	1,731.68	0.00	0.00
A 2118.4500-07-000	MUSIC SUPPLIES-TREMONT	4,648.00	-40.88	4,607.12	4,607.12	0.00	0.00
A 2118.4500-26-000	MUSIC SUPPLIES-OREGON	2,700.00	1,309.17	4,009.17	4,009.17	0.00	0.00
A 2118.4500-27-000	MUSIC SUPPLIES-SAXTON	16,525.00	-12.13	16,512.87	16,512.87	0.00	0.00
A 2118.4500-28-000	MUSIC SUPPLIES-S.OCEAN	1,200.00	2,922.45	4,122.45	4,122.45	0.00	0.00
A 2118.4500-37-000	MUSIC SUPPLIES-HS	14,150.00	7,019.49	21,169.49	21,014.69	0.00	154.80
A 2118.4690-90-000	EQUIPMENT REPAIR	40,000.00	1,678.63	41,678.63	40,813.95	0.00	864.68
A 2118.4691-90-000	PIANO TUNING & RPR	4,000.00	0.00	4,000.00	2,795.00	0.00	1,205.00

PATCHOGUE-MEDFORD UFSD

Appropriation Status Detail Report By Function From 7/1/2023 To 6/30/2024



Account	Description	Budget	Adjustments	Adj. Budget	Expensed	Encumbered	Available
<u>A 2118.4800-90-000</u>	SUPL TEXTBOOKS	525.00	-30.37	494.63	494.63	0.00	0.00
<u>A 2118.4810-90-000</u>	ELEMENTARY TEXTBOOKS	8,500.00	-1,673.26	6,826.74	6,826.74	0.00	0.00
<u>A 2118.4820-90-000</u>	SEC TEXTBOOKS	13,070.00	-3,383.30	9,686.70	9,660.07	0.00	26.63
<u>A 2118.4900-90-000</u>	BOCES - MUSIC DEPARTMENT	1,000.00	-1,000.00	0.00	0.00	0.00	0.00
2118	MUSIC	180,960.00	5,065.78	186,025.78	174,719.52	8,437.85	2,868.41
<u>A 2119.4150-90-000</u>	PHYS. ED. DEPT. TRAVEL & CONFERENCE	1,500.00	900.00	2,400.00	2,023.35	0.00	376.65
<u>A 2119.4500-01-000</u>	PHYS. ED. SUPPLIES - BARTON	1,200.00	-500.00	700.00	694.72	0.00	5.28
<u>A 2119.4500-02-000</u>	PHYS. ED. SUPPLIES - BAY	1,200.00	-500.00	700.00	698.42	0.00	1.58
<u>A 2119.4500-03-000</u>	PHYS. ED. SUPPLIES - CANAAN	1,200.00	997.26	2,197.26	2,174.50	0.00	22.76
<u>A 2119.4500-04-000</u>	PHYS. ED. SUPPLIES - EAGLE	1,200.00	-320.35	879.65	879.65	0.00	0.00
<u>A 2119.4500-05-000</u>	PHYS. ED. SUPPLIES - MEDFORD	1,200.00	-500.00	700.00	696.93	0.00	3.07
<u>A 2119.4500-06-000</u>	PHYS. ED. SUPPLIES - RIVER	1,200.00	-602.05	597.95	597.95	0.00	0.00
<u>A 2119.4500-07-000</u>	PHYS. ED. SUPPLIES - TREMONT	1,200.00	-500.00	700.00	698.67	0.00	1.33
<u>A 2119.4500-26-000</u>	PHYS. ED. SUPPLIES - OREGON	3,000.00	-1,300.00	1,700.00	1,548.70	0.00	151.30
<u>A 2119.4500-27-000</u>	PHYS. ED. SUPPLIES - SAXTON	3,000.00	-1,300.00	1,700.00	1,669.59	0.00	30.41
<u>A 2119.4500-28-000</u>	PHYS. ED. SUPPLIES - S. OCEAN	3,000.00	-1,300.00	1,700.00	1,635.00	0.00	65.00
<u>A 2119.4500-37-000</u>	PHYS. ED. SUPPLIES - HIGH SCHOOL	9,000.00	3,925.14	12,925.14	11,931.25	988.47	5.42
<u>A 2119.4900-90-000</u>	BOCES - PHYS ED DEPARTMENT	500.00	-500.00	0.00	0.00	0.00	0.00
2119	PHYS EDUC	28,400.00	-1,500.00	26,900.00	25,248.73	988.47	662.80
<u>A 2120.4150-90-000</u>	READING DEPT. - TRAVEL & CONFERENCE	2,500.00	0.00	2,500.00	530.00	0.00	1,970.00
<u>A 2120.4500-01-000</u>	RDG SUPPLIES - BARTON	13,222.00	-2,822.93	10,399.07	10,399.07	0.00	0.00
<u>A 2120.4500-02-000</u>	RDG SUPPLIES - BAY	10,879.00	-6,682.77	4,196.23	4,196.23	0.00	0.00
<u>A 2120.4500-03-000</u>	RDG SUPPLIES - CANAAN	14,276.00	-4,390.09	9,885.91	9,302.71	0.00	583.20
<u>A 2120.4500-04-000</u>	RDG SUPPLIES - EAGLE	12,923.00	4,854.95	17,777.95	17,764.26	0.00	13.69
<u>A 2120.4500-05-000</u>	RDG SUPPLIES - MEDFORD	12,897.00	7,938.34	20,835.34	20,821.65	0.00	13.69
<u>A 2120.4500-06-000</u>	RDG SUPPLIES - RIVER	10,195.00	4,967.87	15,162.87	15,149.18	0.00	13.69
<u>A 2120.4500-07-000</u>	RDG SUPPLIES - TREMONT	12,077.00	-2,780.74	9,296.26	9,282.57	0.00	13.69
<u>A 2120.4500-26-000</u>	RDG SUPPLIES - OREGON	1,931.00	-1,551.92	379.08	379.08	0.00	0.00
<u>A 2120.4500-27-000</u>	RDG SUPPLIES - SAXTON	1,931.00	-954.90	976.10	976.10	0.00	0.00
<u>A 2120.4500-28-000</u>	RDG SUPPLIES - S.OCEAN	2,315.00	-1,661.08	653.92	653.92	0.00	0.00
<u>A 2120.4500-37-000</u>	RDG SUPPLIES - HIGH SCHOOL	1,033.00	0.00	1,033.00	1,033.00	0.00	0.00
<u>A 2120.4500-90-000</u>	READING SUPPLIES	4,682.00	4,407.47	9,089.47	8,672.09	0.00	417.38
<u>A 2120.4810-01-000</u>	TEXTS - RDG./ BARTON	200.00	-200.00	0.00	0.00	0.00	0.00

PATCHOGUE-MEDFORD UFSD

Appropriation Status Detail Report By Function From 7/1/2023 To 6/30/2024



Account	Description	Budget	Adjustments	Adj. Budget	Expensed	Encumbered	Available
A 2120.4810-02-000	TEXTS - RDG./ BAY	100.00	-100.00	0.00	0.00	0.00	0.00
A 2120.4810-03-000	TEXTS - RDG./ CANAAN	200.00	-200.00	0.00	0.00	0.00	0.00
A 2120.4810-04-000	TEXTS - RDG./ EAGLE	200.00	-200.00	0.00	0.00	0.00	0.00
A 2120.4810-05-000	TEXTS - RDG./ MEDFORD	200.00	-200.00	0.00	0.00	0.00	0.00
A 2120.4810-06-000	TEXTS - RDG./ RIVER	100.00	-100.00	0.00	0.00	0.00	0.00
A 2120.4810-07-000	TEXTS - RDG./ TREMONT	400.00	-400.00	0.00	0.00	0.00	0.00
A 2120.4820-26-000	RDG TEXTBOOKS-OREGON	3,000.00	-3,000.00	0.00	0.00	0.00	0.00
A 2120.4820-27-000	RDG TEXTBOOKS-SAXTON	3,000.00	-3,000.00	0.00	0.00	0.00	0.00
A 2120.4820-28-000	RDG TEXTBOOKS-S. OCEAN	3,000.00	-3,000.00	0.00	0.00	0.00	0.00
A 2120.4900-90-000	BOCES - READING DEPARTMENT	2,500.00	0.00	2,500.00	743.00	0.00	1,757.00
2120	READING *	113,761.00	-9,075.80	104,685.20	99,902.86	0.00	4,782.34
A 2121.4000-90-000	CONTRACTUAL - SECONDARY	3,100.00	-3,100.00	0.00	0.00	0.00	0.00
A 2121.4010-90-000	CONTRACTUAL - ELEMENTARY	1,000.00	0.00	1,000.00	0.00	0.00	1,000.00
A 2121.4150-90-000	SCIENCE-TRAVEL & CONF SECONDARY	1,000.00	-1,000.00	0.00	0.00	0.00	0.00
A 2121.4160-90-000	SCIENCE-TRAVEL & CONF ELEMENTARY	1,000.00	-620.00	380.00	0.00	0.00	380.00
A 2121.4500-01-000	SCIENCE SUPPLIES - BARTON	12,575.00	1,800.00	14,375.00	14,375.00	0.00	0.00
A 2121.4500-02-000	SCIENCE SUPPLIES - BAY	9,297.00	-46.48	9,250.52	9,250.52	0.00	0.00
A 2121.4500-03-000	SCIENCE SUPPLIES - CANAAN	12,948.00	-1,681.33	11,266.67	11,266.67	0.00	0.00
A 2121.4500-04-000	SCIENCE SUPPLIES - EAGLE	13,637.00	-281.69	13,355.31	13,355.31	0.00	0.00
A 2121.4500-05-000	SCIENCE SUPPLIES - MEDFORD	10,068.00	2,081.77	12,149.77	12,149.77	0.00	0.00
A 2121.4500-06-000	SCIENCE SUPPLIES - RIVER	8,270.00	-519.91	7,750.09	7,750.09	0.00	0.00
A 2121.4500-07-000	SCIENCE SUPPLIES - TREMONT	9,250.00	0.00	9,250.00	9,250.00	0.00	0.00
A 2121.4500-26-000	SCIENCE SUPPLIES - OREGON	9,000.00	-478.30	8,521.70	7,958.07	0.00	563.63
A 2121.4500-27-000	SCIENCE SUPPLIES - SAXTON	8,800.00	-247.21	8,552.79	8,552.79	0.00	0.00
A 2121.4500-28-000	SCIENCE SUPPLIES - S. OCEAN	9,300.00	-2,460.33	6,839.67	6,839.67	0.00	0.00
A 2121.4500-37-000	SCIENCE SUPPLIES - HIGH SCHOOL	39,750.00	5,122.56	44,872.56	43,642.30	0.00	1,230.26
A 2121.4510-26-000	SCIENCE SUPPLIES - OREGON - 6TH GRADE	7,815.00	-3,688.49	4,126.51	4,126.12	0.00	0.39
A 2121.4510-27-000	SCIENCE SUPPLIES - SAXTON - 6TH GRADE	5,011.00	-65.51	4,945.49	4,945.49	0.00	0.00
A 2121.4510-28-000	SCIENCE SUPPLIES - S. OCEAN - 6TH GRADE	10,555.00	-2,258.76	8,296.24	8,296.24	0.00	0.00
A 2121.4690-90-000	EQUIPMENT REPAIR	3,500.00	300.00	3,800.00	3,800.00	0.00	0.00
A 2121.4810-26-000	SCIENCE TEXTBOOKS-OREGON - 6TH GRADE	27,414.00	-25,794.00	1,620.00	1,620.00	0.00	0.00

PATCHOGUE-MEDFORD UFSD

Appropriation Status Detail Report By Function From 7/1/2023 To 6/30/2024



Account	Description	Budget	Adjustments	Adj. Budget	Expensed	Encumbered	Available
A 2121.4810-27-000	SCIENCE TEXTBOOKS-SAXTON - 6TH GRADE	26,334.00	-24,714.00	1,620.00	1,620.00	0.00	0.00
A 2121.4810-28-000	SCIENCE TEXTBOOKS-SOUTH OCEAN - 6TH GRADE	27,414.00	-25,254.00	2,160.00	2,160.00	0.00	0.00
A 2121.4820-26-000	SCIENCE TEXTBOOKS-OREGON	4,500.00	-4,500.00	0.00	0.00	0.00	0.00
A 2121.4820-27-000	SCIENCE TEXTBOOKS-SAXTON	3,000.00	-3,000.00	0.00	0.00	0.00	0.00
A 2121.4820-28-000	SCIENCE TEXTBOOKS-S.OCEAN	2,000.00	-2,000.00	0.00	0.00	0.00	0.00
A 2121.4820-37-000	SCIENCE TEXTBOOKS-HS	1,000.00	-1,000.00	0.00	0.00	0.00	0.00
A 2121.4900-90-000	BOCES - SCIENCE - SECONDARY	47,360.00	0.00	47,360.00	43,791.00	0.00	3,569.00
A 2121.4910-90-000	BOCES - SCIENCE - ELEMENTARY	2,000.00	-967.80	1,032.20	150.00	0.00	882.20
2121	SCIENCE *	316,898.00	-94,373.48	222,524.52	214,899.04	0.00	7,625.48
A 2122.4000-37-000	SOCIAL STUDIES - CONTRACTUAL AND OTHER	36,000.00	-33,866.00	2,134.00	2,098.14	0.00	35.86
A 2122.4150-90-000	TRAVEL & CONFERENCE	5,500.00	2,326.00	7,826.00	5,802.99	0.00	2,023.01
A 2122.4160-90-000	TRAVEL & CONFERENCE - ELEMENTARY	650.00	0.00	650.00	0.00	0.00	650.00
A 2122.4500-26-000	SOCIAL STUDIES SUPPLIES-OREGON	1,580.00	-1,580.00	0.00	0.00	0.00	0.00
A 2122.4500-27-000	SOCIAL STUDIES SUPPLIES-SAXTON	1,700.00	-914.00	786.00	754.56	0.00	31.44
A 2122.4500-28-000	SOCIAL STUDIES SUPPLIES-S.OCEAN	1,900.00	-1,792.54	107.46	0.00	0.00	107.46
A 2122.4500-37-000	SOCIAL STUDIES SUPPLIES-HS	8,180.00	-1,284.12	6,895.88	6,895.88	0.00	0.00
A 2122.4510-26-000	SOCIAL STUDIES SUPPLIES-OREGON - 6TH GRADE	400.00	-400.00	0.00	0.00	0.00	0.00
A 2122.4510-27-000	SOCIAL STUDIES SUPPLIES-SAXTON - 6TH GRADE	400.00	-400.00	0.00	0.00	0.00	0.00
A 2122.4510-28-000	SOCIAL STUDIES SUPPLIES-S.OCEAN - 6TH GRADE	400.00	-300.01	99.99	97.99	0.00	2.00
A 2122.4810-01-000	SOCIAL STUDIES TEXTBOOKS-BARTON	100.00	-100.00	0.00	0.00	0.00	0.00
A 2122.4810-02-000	SOCIAL STUDIES TEXTBOOKS-BAY	100.00	-100.00	0.00	0.00	0.00	0.00
A 2122.4810-03-000	SOCIAL STUDIES TEXTBOOKS-CANAAN	100.00	-100.00	0.00	0.00	0.00	0.00
A 2122.4810-04-000	SOCIAL STUDIES TEXTBOOKS-EAGLE	100.00	-100.00	0.00	0.00	0.00	0.00
A 2122.4810-05-000	SOCIAL STUDIES TEXTBOOKS-MEDFORD	100.00	-100.00	0.00	0.00	0.00	0.00
A 2122.4810-06-000	SOCIAL STUDIES TEXTBOOKS-RIVER	100.00	-100.00	0.00	0.00	0.00	0.00
A 2122.4810-07-000	SOCIAL STUDIES TEXTBOOKS-TREMONT	100.00	-100.00	0.00	0.00	0.00	0.00
A 2122.4810-26-000	SOCIAL STUDIES TEXTBOOKS-OREGON - 6TH GRADE	100.00	-100.00	0.00	0.00	0.00	0.00
A 2122.4810-27-000	SOCIAL STUDIES TEXTBOOKS-SAXTON - 6TH GRADE	100.00	-100.00	0.00	0.00	0.00	0.00

PATCHOGUE-MEDFORD UFSD

Appropriation Status Detail Report By Function From 7/1/2023 To 6/30/2024



Account	Description	Budget	Adjustments	Adj. Budget	Expensed	Encumbered	Available
<u>A 2122.4810-28-000</u>	SOCIAL STUDIES TEXTBOOKS-S.OCEAN - 6TH GRADE	100.00	-100.00	0.00	0.00	0.00	0.00
<u>A 2122.4820-26-000</u>	SOCIAL STUDIES TEXTBOOKS-OREGON	300.00	-300.00	0.00	0.00	0.00	0.00
<u>A 2122.4820-27-000</u>	SOCIAL STUDIES TEXTBOOKS-SAXTON	300.00	-300.00	0.00	0.00	0.00	0.00
<u>A 2122.4820-28-000</u>	SOCIAL STUDIES TEXTBOOKS-S.OCEAN	300.00	-300.00	0.00	0.00	0.00	0.00
<u>A 2122.4820-37-000</u>	SOCIAL STUDIES TEXTBOOKS - HIGH SCHOOL	5,615.00	20,632.58	26,247.58	26,247.58	0.00	0.00
<u>A 2122.4822-37-000</u>	SOCIAL STUDIES CONSUMABLES-HIGH SCHOOL	9,000.00	2,728.80	11,728.80	11,728.80	0.00	0.00
<u>A 2122.4900-90-000</u>	BOCES - SOCIAL STUDIES SECONDARY	1,000.00	0.00	1,000.00	300.00	0.00	700.00
<u>A 2122.4910-90-000</u>	BOCES - SOCIAL STUDIES ELEMENTARY	5,000.00	0.00	5,000.00	4,209.00	0.00	791.00
2122	SOCIAL STUDIES *	79,225.00	-16,749.29	62,475.71	58,134.94	0.00	4,340.77
<u>A 2123.4150-90-000</u>	TRAVEL/CONFERENCE	6,000.00	1,386.45	7,386.45	6,467.88	0.00	918.57
<u>A 2123.4500-26-000</u>	SUPPLIES - OREGON	2,000.00	0.00	2,000.00	670.19	0.00	1,329.81
<u>A 2123.4500-27-000</u>	SUPPLIES - SAXTON	2,000.00	-2,000.00	0.00	0.00	0.00	0.00
<u>A 2123.4500-28-000</u>	SUPPLIES - S. OCEAN	2,000.00	-1,233.45	766.55	522.61	0.00	243.94
<u>A 2123.4500-37-000</u>	SUPPLIES - HIGH SCHOOL	8,500.00	-4,000.00	4,500.00	4,338.67	0.00	161.33
<u>A 2123.4820-90-000</u>	TEXTBOOKS	2,100.00	0.00	2,100.00	2,100.00	0.00	0.00
<u>A 2123.4822-90-000</u>	CONSUMABLES	3,800.00	-419.00	3,381.00	3,000.00	0.00	381.00
<u>A 2123.4900-90-000</u>	BOCES - BUSINESS ED DEPARTMENT	500.00	100.00	600.00	455.00	0.00	145.00
2123	BUS EDUC *	26,900.00	-6,166.00	20,734.00	17,554.35	0.00	3,179.65
<u>A 2127.4900-90-000</u>	BOCES ROTC	231,696.00	2,200.00	233,896.00	233,882.08	0.00	13.92
2127	ROTC PROGRAM *	231,696.00	2,200.00	233,896.00	233,882.08	0.00	13.92
<u>A 2128.4000-90-000</u>	ELL/ENL CONTRACTUAL	20,000.00	0.00	20,000.00	97.00	0.00	19,903.00
<u>A 2128.4150-90-000</u>	ELL TRAVEL & CONFERENCE - SECONDARY	7,740.00	-4,416.72	3,323.28	1,851.19	0.00	1,472.09
<u>A 2128.4160-90-000</u>	DUAL LANGUAGE TRAVEL & CONFERENCE - ELEMENTARY	25,220.00	0.00	25,220.00	17,684.11	0.00	7,535.89
<u>A 2128.4165-90-000</u>	ELEMENTARY ENL TRAVEL & CONFERENCE	12,770.00	0.00	12,770.00	279.00	0.00	12,491.00
<u>A 2128.4500-02-000</u>	DUAL LANGUAGE SUPPLIES - BAY	33,055.00	-575.00	32,480.00	32,388.80	0.00	91.20
<u>A 2128.4500-03-000</u>	DUAL LANGUAGE SUPPLIES - CANAAN	33,055.00	-575.00	32,480.00	32,463.80	0.00	16.20
<u>A 2128.4500-04-000</u>	DUAL LANGUAGE SUPPLIES - EAGLE	33,055.00	-575.00	32,480.00	32,423.80	0.00	56.20
<u>A 2128.4500-05-000</u>	DUAL LANGUAGE SUPPLIES - MEDFORD	33,655.00	-575.00	33,080.00	32,908.80	0.00	171.20
<u>A 2128.4500-26-000</u>	ELL SUPPLIES - OREGON	1,195.00	175.22	1,370.22	1,370.22	0.00	0.00
<u>A 2128.4500-27-000</u>	ELL SUPPLIES - SAXTON	1,515.00	-81.65	1,433.35	1,433.35	0.00	0.00
<u>A 2128.4500-28-000</u>	ELL SUPPLIES - S. OCEAN	1,075.00	-79.70	995.30	995.30	0.00	0.00

PATCHOGUE-MEDFORD UFSD

Appropriation Status Detail Report By Function From 7/1/2023 To 6/30/2024



Account	Description	Budget	Adjustments	Adj. Budget	Expensed	Encumbered	Available	
A 2128.4500-37-000	ELL SUPPLIES - HIGH SCHOOL	8,975.00	2,396.13	11,371.13	11,174.28	0.00	196.85	
A 2128.4500-90-000	ELL SUPPLIES - SECONDARY	8,200.00	3,550.00	11,750.00	10,284.83	0.00	1,465.17	
A 2128.4505-01-000	ELEMENTARY ENL SUPPLIES - BARTON	3,474.00	-661.00	2,813.00	0.00	0.00	2,813.00	
A 2128.4505-02-000	ELEMENTARY ENL SUPPLIES - BAY	200.00	0.00	200.00	0.00	0.00	200.00	
A 2128.4505-03-000	ELEMENTARY ENL SUPPLIES - CANAAN	500.00	0.00	500.00	0.00	0.00	500.00	
A 2128.4505-04-000	ELEMENTARY ENL SUPPLIES - EAGLE	300.00	0.00	300.00	0.00	0.00	300.00	
A 2128.4505-05-000	ELEMENTARY ENL SUPPLIES - MEDFORD	600.00	0.00	600.00	255.00	0.00	345.00	
A 2128.4505-06-000	ELEMENTARY ENL SUPPLIES - RIVER	3,574.00	-661.00	2,913.00	1,496.71	0.00	1,416.29	
A 2128.4505-07-000	ELEMENTARY ENL SUPPLIES - TREMONT	3,374.00	-661.00	2,713.00	455.22	0.00	2,257.78	
A 2128.4510-90-000	DISTRICTWIDE ENL/DUAL LANG SUPPLIES - ELEMENTARY	3,752.00	4,950.00	8,702.00	6,064.30	0.00	2,637.70	
A 2128.4820-26-000	ELL TEXTBOOKS - OREGON	800.00	-31.10	768.90	768.90	0.00	0.00	
A 2128.4820-27-000	ELL TEXTBOOKS - SAXTON	1,025.00	6,790.20	7,815.20	7,815.20	0.00	0.00	
A 2128.4820-28-000	ELL TEXTBOOKS - S. OCEAN	1,670.00	-27.35	1,642.65	1,642.65	0.00	0.00	
A 2128.4820-37-000	ELL TEXTBOOKS - HIGH SCHOOL	7,525.00	-1,870.00	5,655.00	5,655.00	0.00	0.00	
A 2128.4825-01-000	ELEMENTARY ENL TEXTBOOKS - BARTON	2,500.00	-115.00	2,385.00	2,385.00	0.00	0.00	
A 2128.4825-02-000	ELEMENTARY ENL TEXTBOOKS - BAY	2,000.00	-145.00	1,855.00	1,855.00	0.00	0.00	
A 2128.4825-03-000	ELEMENTARY ENL TEXTBOOKS - CANAAN	3,250.00	-600.00	2,650.00	2,650.00	0.00	0.00	
A 2128.4825-04-000	ELEMENTARY ENL TEXTBOOKS - EAGLE	2,750.00	-100.00	2,650.00	2,650.00	0.00	0.00	
A 2128.4825-05-000	ELEMENTARY ENL TEXTBOOKS - MEDFORD	1,750.00	-160.00	1,590.00	1,590.00	0.00	0.00	
A 2128.4825-06-000	ELEMENTARY ENL TEXTBOOKS - RIVER	1,500.00	-510.00	990.00	990.00	0.00	0.00	
A 2128.4825-07-000	ELEMENTARY ENL TEXTBOOKS - TREMONT	1,500.00	-1,500.00	0.00	0.00	0.00	0.00	
A 2128.4900-90-000	BOCES - ELL - SECONDARY	11,000.00	-6,900.00	4,100.00	2,230.00	0.00	1,870.00	
A 2128.4910-90-000	BOCES - DUAL LANGUAGE - ELEMENTARY	4,125.00	0.00	4,125.00	765.00	0.00	3,360.00	
A 2128.4915-90-000	BOCES - ENL - ELEMENTARY	4,125.00	-1,500.00	2,625.00	320.00	0.00	2,305.00	
2128	ENGL AS SEC LANG	*	280,804.00	-4,457.97	276,346.03	214,942.46	0.00	61,403.57
21		**	65,217,654.00	122,293.19	65,339,947.19	64,021,150.04	20,852.75	1,297,944.40
A 2250.1200-01-000	TEACHERS SALARIES 1-6	867,185.00	-12,500.00	854,685.00	854,231.50	0.00	453.50	
A 2250.1200-02-000	TEACHERS SALARIES 1-6	47,412.00	0.00	47,412.00	39,345.60	0.00	8,066.40	
A 2250.1200-03-000	TEACHERS SALARIES 1-6	504,326.00	-30,000.00	474,326.00	467,790.00	0.00	6,536.00	
A 2250.1200-04-000	TEACHERS SALARIES 1-6	764,455.00	-44,000.00	720,455.00	719,709.50	0.00	745.50	
A 2250.1200-05-000	TEACHERS SALARIES 1-6	379,161.00	-67,000.00	312,161.00	308,728.50	0.00	3,432.50	
A 2250.1200-06-000	TEACHERS SALARIES 1-6	1,051,769.00	12,400.00	1,064,169.00	1,063,033.13	0.00	1,135.87	
A 2250.1200-07-000	TEACHERS SALARIES 1-6	341,519.00	91,300.00	432,819.00	432,549.90	0.00	269.10	

PATCHOGUE-MEDFORD UFSD

Appropriation Status Detail Report By Function From 7/1/2023 To 6/30/2024



Account	Description	Budget	Adjustments	Adj. Budget	Expensed	Encumbered	Available
A 2250.1200-90-000	TEACHERS SALARIES 1-6	1,610,257.00	158,300.00	1,768,557.00	1,761,245.96	0.00	7,311.04
A 2250.1300-26-000	TEACHERS SALARIES-7-12	932,523.00	-110,000.00	822,523.00	821,832.50	0.00	690.50
A 2250.1300-27-000	TEACHERS SALARIES-7-12	453,914.00	163,000.00	616,914.00	614,976.38	0.00	1,937.62
A 2250.1300-28-000	TEACHERS SALARIES-7-12	633,743.00	-171,500.00	462,243.00	444,532.49	0.00	17,710.51
A 2250.1300-37-000	TEACHERS SALARIES-7-12	2,294,465.00	0.00	2,294,465.00	2,283,041.26	0.00	11,423.74
A 2250.1300-90-000	TEACHERS SALARIES-7-12	348,014.00	43,600.00	391,614.00	391,528.54	0.00	85.46
A 2250.1350-90-000	TEACHING ASSISTANTS	1,332,977.00	88,100.00	1,421,077.00	1,421,040.03	0.00	36.97
A 2250.1400-90-000	SUBSTITUTE TEACHING ASSISTANTS	9,000.00	2,200.00	11,200.00	11,117.88	0.00	82.12
A 2250.1402-01-000	CLASSROOM SUPERVISION - TA - BARTON	0.00	500.00	500.00	209.98	0.00	290.02
A 2250.1402-02-000	CLASSROOM SUPERVISION - TA - BAY	0.00	2,000.00	2,000.00	1,257.09	0.00	742.91
A 2250.1402-03-000	CLASSROOM SUPERVISION - TA - CANAAN	0.00	500.00	500.00	114.33	0.00	385.67
A 2250.1402-04-000	CLASSROOM SUPERVISION - TA - EAGLE	0.00	1,300.00	1,300.00	1,202.82	0.00	97.18
A 2250.1402-06-000	CLASSROOM SUPERVISION - TA - RIVER	0.00	500.00	500.00	418.84	0.00	81.16
A 2250.1500-90-000	SUPERVISION - PUPIL SERVICES	195,804.00	18,300.00	214,104.00	214,080.23	0.00	23.77
A 2250.1510-90-000	PUPIL SERVICES (DIRECTORS, CSE CHAIRS)	675,431.00	-91,400.00	584,031.00	553,007.58	0.00	31,023.42
A 2250.1545-90-000	ELEM. HOME TEACHING	10,000.00	33,100.00	43,100.00	43,025.56	0.00	74.44
A 2250.1555-90-000	SEC. HOME TEACHING	50,000.00	67,000.00	117,000.00	116,551.00	0.00	449.00
A 2250.1620-90-000	CLERICAL CONTRACT	389,736.00	91,000.00	480,736.00	480,542.15	0.00	193.85
A 2250.1800-90-000	FULL TIME SPECIAL EDUCATION AIDES	2,201,053.00	0.00	2,201,053.00	1,789,231.39	0.00	411,821.61
A 2250.1860-90-000	AIDES	1,618,983.00	0.00	1,618,983.00	1,099,979.10	0.00	519,003.90
A 2250.1860-99-000	CLERICAL SALARIES	109,230.00	0.00	109,230.00	73,061.22	0.00	36,168.78
A 2250.2000-90-000	EQUIPMENT	13,000.00	0.00	13,000.00	2,442.94	0.00	10,557.06
A 2250.2100-90-000	EQUIPMENT - 504 ACCOMODATIONS	13,000.00	0.00	13,000.00	12,983.56	0.00	16.44
A 2250.4140-90-000	TRAVEL IN DISTRICT	3,000.00	-500.00	2,500.00	624.07	0.00	1,875.93
A 2250.4413-90-000	ARBITRATIONS	13,500.00	0.00	13,500.00	1,550.00	0.00	11,950.00
A 2250.4490-89-000	PROF & TECH-PRIVATE SCHOOLS	205,000.00	0.00	205,000.00	89,204.48	0.00	115,795.52
A 2250.4490-90-000	PROF & TECH	2,796,540.00	150,000.00	2,946,540.00	2,157,817.79	0.00	788,722.21
A 2250.4495-90-000	PROF & TECH - 504 ACCOMODATIONS	297,880.00	-150,000.00	147,880.00	37,493.10	0.00	110,386.90
A 2250.4500-01-000	SUPPLIES - INSTRUCTIONAL - BARTON	6,267.00	6,908.15	13,175.15	13,141.07	0.00	34.08
A 2250.4500-02-000	SUPPLIES - INSTRUCTIONAL - BAY	2,145.00	0.00	2,145.00	175.99	0.00	1,969.01
A 2250.4500-03-000	SUPPLIES - INSTRUCTIONAL - CANAAN	4,968.00	0.00	4,968.00	2,904.53	0.00	2,063.47
A 2250.4500-04-000	SUPPLIES - INSTRUCTIONAL - EAGLE	4,630.00	0.00	4,630.00	3,102.97	0.00	1,527.03
A 2250.4500-05-000	SUPPLIES - INSTRUCTIONAL - MEDFORD	3,444.00	-1,200.00	2,244.00	902.67	0.00	1,341.33

PATCHOGUE-MEDFORD UFSD

Appropriation Status Detail Report By Function From 7/1/2023 To 6/30/2024



Account	Description	Budget	Adjustments	Adj. Budget	Expensed	Encumbered	Available
<u>A 2250.4500-06-000</u>	SUPPLIES - INSTRUCTIONAL - RIVER	5,533.00	0.00	5,533.00	3,142.03	0.00	2,390.97
<u>A 2250.4500-07-000</u>	SUPPLIES - INSTRUCTIONAL - TREMONT	3,331.00	0.00	3,331.00	1,526.15	0.00	1,804.85
<u>A 2250.4500-26-000</u>	SUPPLIES - INSTRUCTIONAL - OREGON	6,267.00	-1,000.00	5,267.00	3,377.25	0.00	1,889.75
<u>A 2250.4500-27-000</u>	SUPPLIES - INSTRUCTIONAL - SAXTON	4,460.00	0.00	4,460.00	2,003.84	0.00	2,456.16
<u>A 2250.4500-28-000</u>	SUPPLIES - INSTRUCTIONAL - S. OCEAN	4,912.00	0.00	4,912.00	2,195.40	0.00	2,716.60
<u>A 2250.4500-37-000</u>	SUPPLIES - INSTRUCTIONAL - HIGH SCHOOL	18,853.00	200.00	19,053.00	18,837.38	0.00	215.62
<u>A 2250.4500-90-000</u>	SUPPLIES - INSTRUCTIONAL	1,412.00	0.00	1,412.00	1,365.27	0.00	46.73
<u>A 2250.4501-90-000</u>	SUPPLIES - 504 ACCOMODATIONS	5,000.00	1,625.00	6,625.00	6,398.35	0.00	226.65
<u>A 2250.4510-90-000</u>	SUPPLIES - ADMIN	18,000.00	-4,800.00	13,200.00	11,340.14	0.00	1,859.86
<u>A 2250.4690-90-000</u>	EQUIPMENT REPAIR	3,826.00	0.00	3,826.00	1,024.50	0.00	2,801.50
<u>A 2250.4710-90-000</u>	TUITION PUBLIC	335,000.00	0.00	335,000.00	83,352.00	0.00	251,648.00
<u>A 2250.4730-90-000</u>	TUITION PRIVATE	1,801,728.00	-252,000.00	1,549,728.00	978,620.41	0.00	571,107.59
<u>A 2250.4750-90-000</u>	CONFERENCE & TRAVEL	4,000.00	0.00	4,000.00	3,606.60	0.00	393.40
<u>A 2250.4800-90-000</u>	TEXTBOOKS	1,000.00	-449.80	550.20	550.20	0.00	0.00
<u>A 2250.4900-90-000</u>	BOCES SPEC ED TUITION	10,899,369.00	-1,026,406.84	9,872,962.16	9,801,558.69	0.00	71,403.47
<u>A 2250.4915-90-000</u>	BOCES SPEC ED CONFERENCES	3,100.00	949.80	4,049.80	2,851.09	275.00	923.71
2250	STUDENTS WITH DISABILITIES *	33,300,122.00	-1,029,973.69	32,270,148.31	29,251,476.93	275.00	3,018,396.38
<u>A 2280.1350-90-000</u>	TEACHING ASSISTANTS - CTE PROGRAM	67,068.00	-833.27	66,234.73	34,163.66	0.00	32,071.07
<u>A 2280.1500-90-000</u>	INSTRUCTIONAL SALARIES - OCC. ED	569,024.00	31,000.00	600,024.00	600,016.20	0.00	7.80
<u>A 2280.2000-90-000</u>	CAREER AND TECH ED - EQUIPMENT	11,750.00	-11,750.00	0.00	0.00	0.00	0.00
<u>A 2280.4000-90-000</u>	CAREER AND TECH ED - CONTRACTUAL	23,000.00	6,320.00	29,320.00	28,817.60	0.00	502.40
<u>A 2280.4500-90-000</u>	CAREER AND TECH ED - SUPPLIES AND MATERIALS	108,530.00	-12,287.66	96,242.34	85,979.24	0.00	10,263.10
<u>A 2280.4800-90-000</u>	CAREER AND TECH ED - TEXTBOOKS	6,750.00	4,860.35	11,610.35	11,610.35	0.00	0.00
<u>A 2280.4900-90-000</u>	BOCES OCC. ED	1,452,850.00	0.00	1,452,850.00	1,411,582.00	0.00	41,268.00
2280	OCCUPATIONAL EDUCATION *	2,238,972.00	17,309.42	2,256,281.42	2,172,169.05	0.00	84,112.37
22	**	35,539,094.00	-1,012,664.27	34,526,429.73	31,423,645.98	275.00	3,102,508.75
<u>A 2330.1500-90-000</u>	PAYROLL - SUMMER SCHOOL / FLACS	259,101.00	-35,000.00	224,101.00	5,050.24	0.00	219,050.76
<u>A 2330.1615-90-000</u>	NURSE	46,464.00	0.00	46,464.00	6,935.00	0.00	39,529.00
<u>A 2330.1630-90-000</u>	PART TIME CLERICAL	6,000.00	-1,500.00	4,500.00	0.00	0.00	4,500.00
<u>A 2330.1863-90-000</u>	GREETER/LAVATORY AIDE	11,033.00	0.00	11,033.00	5,951.80	0.00	5,081.20
<u>A 2330.4500-90-000</u>	SUPPLIES	8,000.00	0.00	8,000.00	0.00	0.00	8,000.00
2330	TEACHING - SUMMER SCHOOL *	330,598.00	-36,500.00	294,098.00	17,937.04	0.00	276,160.96

PATCHOGUE-MEDFORD UFSD

Appropriation Status Detail Report By Function From 7/1/2023 To 6/30/2024



Account	Description		Budget	Adjustments	Adj. Budget	Expensed	Encumbered	Available
<u>A 2331.1500-43-000</u>	ADULT ED-SUPRV		24,000.00	8,000.00	32,000.00	31,977.00	0.00	23.00
<u>A 2331.1505-43-000</u>	ADULT ED - INSTRUCTIONAL SALARY		24,000.00	10,000.00	34,000.00	26,520.00	0.00	7,480.00
<u>A 2331.1620-43-000</u>	ADULT ED SECURITY		8,200.00	0.00	8,200.00	7,815.25	0.00	384.75
<u>A 2331.4000-43-000</u>	CONTRACTUAL EXP		96,000.00	19,000.00	115,000.00	105,539.00	0.00	9,461.00
<u>A 2331.4500-43-000</u>	SUPPLIES		800.00	0.00	800.00	0.00	0.00	800.00
<u>A 2331.4850-43-000</u>	TEXTS		7,000.00	-7,000.00	0.00	0.00	0.00	0.00
<u>A 2331.4900-90-000</u>	BOCES EQUIVALENT ATTENDANCE		2,500.00	0.00	2,500.00	0.00	0.00	2,500.00
2331	TEACHING - ADULT ED	*	162,500.00	30,000.00	192,500.00	171,851.25	0.00	20,648.75
<u>A 2335.1510-90-000</u>	COORDINATOR'S SALARY		16,015.00	0.00	16,015.00	0.00	0.00	16,015.00
<u>A 2335.1550-90-000</u>	TEACHERS SALARY		267,030.00	0.00	267,030.00	0.00	0.00	267,030.00
<u>A 2335.1620-90-000</u>	SECURITY SALARY		10,500.00	0.00	10,500.00	0.00	0.00	10,500.00
<u>A 2335.4500-90-000</u>	SUPPLIES/MATERIALS		1,000.00	0.00	1,000.00	0.00	0.00	1,000.00
2335	ALTERNATIVE HIGH SCHOOL	*	294,545.00	0.00	294,545.00	0.00	0.00	294,545.00
23		**	787,643.00	-6,500.00	781,143.00	189,788.29	0.00	591,354.71
<u>A 2610.1200-01-000</u>	TEACHERS SALARIES 1-6		130,070.00	14,500.00	144,570.00	144,522.00	0.00	48.00
<u>A 2610.1200-02-000</u>	TEACHERS SALARIES 1-6		98,010.00	0.00	98,010.00	93,257.30	0.00	4,752.70
<u>A 2610.1200-03-000</u>	TEACHERS SALARIES 1-6		94,993.00	7,000.00	101,993.00	97,804.00	0.00	4,189.00
<u>A 2610.1200-04-000</u>	TEACHERS SALARIES 1-6		67,732.00	4,000.00	71,732.00	70,823.00	0.00	909.00
<u>A 2610.1200-05-000</u>	TEACHERS SALARIES 1-6		95,629.00	1,000.00	96,629.00	96,589.20	0.00	39.80
<u>A 2610.1200-06-000</u>	TEACHERS SALARIES 1-6		62,053.00	500.00	62,553.00	62,053.20	0.00	499.80
<u>A 2610.1200-07-000</u>	TEACHERS SALARIES 1-6		127,976.00	14,300.00	142,276.00	142,195.00	0.00	81.00
<u>A 2610.1300-26-000</u>	TEACHERS SALARIES-7-12		152,354.00	-14,300.00	138,054.00	137,901.50	0.00	152.50
<u>A 2610.1300-27-000</u>	TEACHERS SALARIES-7-12		110,452.00	0.00	110,452.00	110,452.00	0.00	0.00
<u>A 2610.1300-28-000</u>	TEACHERS SALARIES-7-12		104,267.00	-7,000.00	97,267.00	93,840.30	0.00	3,426.70
<u>A 2610.1300-37-000</u>	TEACHERS SALARIES-7-12		274,349.00	0.00	274,349.00	274,348.50	0.00	0.50
<u>A 2610.1865-90-000</u>	LIBRARY AIDES		173,948.00	0.00	173,948.00	155,014.04	0.00	18,933.96
<u>A 2610.4150-90-000</u>	LIBRARY - TRAVEL AND CONFERENCE		1,500.00	-1,400.00	100.00	100.00	0.00	0.00
<u>A 2610.4500-01-000</u>	LIBRARY SUPPLIES - BARTON		1,000.00	0.00	1,000.00	796.97	0.00	203.03
<u>A 2610.4500-02-000</u>	LIBRARY SUPPLIES - BAY		1,000.00	-445.65	554.35	554.35	0.00	0.00
<u>A 2610.4500-03-000</u>	LIBRARY SUPPLIES - CANAAN		1,000.00	0.00	1,000.00	952.33	0.00	47.67
<u>A 2610.4500-04-000</u>	LIBRARY SUPPLIES - EAGLE		1,000.00	0.00	1,000.00	940.32	0.00	59.68
<u>A 2610.4500-05-000</u>	LIBRARY SUPPLIES - MEDFORD		1,000.00	0.00	1,000.00	978.70	0.00	21.30
<u>A 2610.4500-06-000</u>	LIBRARY SUPPLIES - RIVER		1,000.00	0.00	1,000.00	985.92	0.00	14.08

PATCHOGUE-MEDFORD UFSD

Appropriation Status Detail Report By Function From 7/1/2023 To 6/30/2024



Account	Description	Budget	Adjustments	Adj. Budget	Expensed	Encumbered	Available
<u>A 2610.4500-07-000</u>	LIBRARY SUPPLIES - TREMONT	1,000.00	0.00	1,000.00	947.66	0.00	52.34
<u>A 2610.4500-26-000</u>	LIBRARY SUPPLIES - OREGON	1,000.00	0.00	1,000.00	982.37	0.00	17.63
<u>A 2610.4500-27-000</u>	LIBRARY SUPPLIES - SAXTON	1,000.00	50.00	1,050.00	960.13	0.00	89.87
<u>A 2610.4500-28-000</u>	LIBRARY SUPPLIES - S. OCEAN	1,000.00	-183.60	816.40	816.40	0.00	0.00
<u>A 2610.4500-37-000</u>	LIBRARY SUPPLIES - H.S.	2,000.00	1,000.00	3,000.00	2,909.63	0.00	90.37
<u>A 2610.4640-90-000</u>	BOOK PROCESSING	1,600.00	-1,600.00	0.00	0.00	0.00	0.00
<u>A 2610.4760-90-000</u>	MEMBERSHIPS	390.00	0.00	390.00	295.00	0.00	95.00
<u>A 2610.4900-90-000</u>	BOCES LIBRARY RESOURCES	117,726.00	-1,050.00	116,676.00	109,571.52	0.00	7,104.48
<u>A 2610.5200-01-000</u>	LIBRARY BOOKS/REF/PERIODICALS - BARTON	4,800.00	-195.09	4,604.91	4,604.91	0.00	0.00
<u>A 2610.5200-02-000</u>	LIBRARY BOOKS/REF/PERIODICALS - BAY	4,000.00	-198.07	3,801.93	3,801.93	0.00	0.00
<u>A 2610.5200-03-000</u>	LIBRARY BOOKS/REF/PERIODICALS - CANAAN	5,700.00	-294.54	5,405.46	5,405.46	0.00	0.00
<u>A 2610.5200-04-000</u>	LIBRARY BOOKS/REF/PERIODICALS - EAGLE	6,000.00	0.00	6,000.00	6,000.00	0.00	0.00
<u>A 2610.5200-05-000</u>	LIBRARY BOOKS/REF/PERIODICALS - MEDFOR	5,000.00	-255.10	4,744.90	4,744.90	0.00	0.00
<u>A 2610.5200-06-000</u>	LIBRARY BOOKS/REF/PERIODICALS - RIVER	3,300.00	-163.17	3,136.83	3,136.83	0.00	0.00
<u>A 2610.5200-07-000</u>	LIBRARY BOOKS/REF/PERIODICALS - TREMON	4,600.00	-96.46	4,503.54	4,503.54	0.00	0.00
<u>A 2610.5200-26-000</u>	LIBRARY BOOKS/REF/PERIODICALS - OREGON	5,900.00	0.00	5,900.00	5,590.73	0.00	309.27
<u>A 2610.5200-27-000</u>	LIBRARY BOOKS/REF/PERIODICALS - SAXTON	5,000.00	0.00	5,000.00	4,998.82	0.00	1.18
<u>A 2610.5200-28-000</u>	LIBRARY BOOKS/REF/PERIODICALS - S. OCE	6,000.00	0.00	6,000.00	5,995.46	0.00	4.54
<u>A 2610.5200-37-000</u>	LIBRARY BOOKS/REF/PERIODICALS - H.S.	13,000.00	0.00	13,000.00	12,930.25	0.00	69.75
<u>A 2610.5200-89-000</u>	LIBRARY BOOKS - PAROCHIAL SCHOOLS	1,500.00	0.00	1,500.00	0.00	0.00	1,500.00
2610	SCHOOL LIBRARY *	1,689,849.00	15,168.32	1,705,017.32	1,662,304.17	0.00	42,713.15
<u>A 2611.1600-90-000</u>	AV TECHNICIAN	112,562.00	13,500.00	126,062.00	126,053.97	0.00	8.03
<u>A 2611.4000-90-000</u>	CONTRACT SERVICES - AUDIO VISUAL	6,000.00	0.00	6,000.00	0.00	0.00	6,000.00
<u>A 2611.4140-90-000</u>	TRAVEL IN DISTRICT	400.00	0.00	400.00	0.00	0.00	400.00
<u>A 2611.4500-90-000</u>	SUPPLIES	24,500.00	0.00	24,500.00	20,495.64	0.00	4,004.36
<u>A 2611.4690-90-000</u>	EQUIPMENT REPAIR	2,000.00	0.00	2,000.00	0.00	0.00	2,000.00
2611	SCHOOL AUDIO-VISUAL *	145,462.00	13,500.00	158,962.00	146,549.61	0.00	12,412.39

PATCHOGUE-MEDFORD UFSD

Appropriation Status Detail Report By Function From 7/1/2023 To 6/30/2024



Account	Description	Budget	Adjustments	Adj. Budget	Expensed	Encumbered	Available
<u>A 2612.4500-90-000</u>	SUPPLIES	3,000.00	0.00	3,000.00	397.96	0.00	2,602.04
2612	CURRIC MATERIAL CENTER *	3,000.00	0.00	3,000.00	397.96	0.00	2,602.04
<u>A 2630.1505-90-000</u>	COMPUTER NETWORK ADMINISTRATORS	294,229.00	0.00	294,229.00	252,656.54	0.00	41,572.46
<u>A 2630.1650-90-000</u>	TECHNICAL SUPPORT SALARIES	861,313.00	-7,500.00	853,813.00	684,972.14	0.00	168,840.86
<u>A 2630.1860-90-000</u>	COMPUTER AIDES	0.00	14,900.00	14,900.00	14,874.58	0.00	25.42
<u>A 2630.2022-90-000</u>	COMPUTER HARDWARE AID	809,000.00	34,144.12	843,144.12	840,930.87	0.00	2,213.25
<u>A 2630.4140-90-000</u>	TRAVEL IN DISTRICT	3,500.00	0.00	3,500.00	1,076.83	0.00	2,423.17
<u>A 2630.4450-90-000</u>	COMPUTER HARDWARE REPAIR	175,000.00	24,689.17	199,689.17	199,641.60	0.00	47.57
<u>A 2630.4490-90-000</u>	STAFF DEVELOPMENT-TECH	2,500.00	0.00	2,500.00	0.00	0.00	2,500.00
<u>A 2630.4500-01-000</u>	COMPUTER SUPPLIES - BARTON	1,220.00	-1,002.92	217.08	217.08	0.00	0.00
<u>A 2630.4500-02-000</u>	COMPUTER SUPPLIES - BAY	1,023.00	-462.00	561.00	561.00	0.00	0.00
<u>A 2630.4500-03-000</u>	COMPUTER SUPPLIES - CANAAN	1,430.00	-1,388.04	41.96	41.96	0.00	0.00
<u>A 2630.4500-04-000</u>	COMPUTER SUPPLIES - EAGLE	1,510.00	-1,510.00	0.00	0.00	0.00	0.00
<u>A 2630.4500-05-000</u>	COMPUTER SUPPLIES - MEDFORD	1,248.00	-1,021.79	226.21	226.21	0.00	0.00
<u>A 2630.4500-06-000</u>	COMPUTER SUPPLIES - RIVER	825.00	-716.29	108.71	108.71	0.00	0.00
<u>A 2630.4500-07-000</u>	COMPUTER SUPPLIES - TREMONT	1,155.00	-720.33	434.67	434.67	0.00	0.00
<u>A 2630.4500-26-000</u>	COMPUTER SUPPLIES - OREGON	1,475.00	-226.27	1,248.73	111.73	1,137.00	0.00
<u>A 2630.4500-27-000</u>	COMPUTER SUPPLIES - SAXTON	1,245.00	-268.39	976.61	976.61	0.00	0.00
<u>A 2630.4500-28-000</u>	COMPUTER SUPPLIES - S. OCEAN	1,495.00	-38.40	1,456.60	1,456.60	0.00	0.00
<u>A 2630.4500-37-000</u>	COMPUTER SUPPLIES - H.S.	6,135.00	0.00	6,135.00	6,111.48	0.00	23.52
<u>A 2630.4500-90-000</u>	COMPUTER SUPPLIES	102,800.00	332,443.54	435,243.54	98,774.40	330,736.94	5,732.20
<u>A 2630.4630-90-000</u>	COMPUTER SOFTWARE AID - ELEMENTARY	85,750.00	-29,434.04	56,315.96	56,315.96	0.00	0.00
<u>A 2630.4640-90-000</u>	COMPUTER SOFTWARE AID - SECONDARY	95,950.00	-9,395.45	86,554.55	86,553.55	0.00	1.00
<u>A 2630.4650-90-000</u>	COMPUTER SOFTWARE AID - DISTRICTWIDE	248,500.00	-92.87	248,407.13	248,407.13	0.00	0.00
<u>A 2630.4750-90-000</u>	TRAVEL & CONFERENCE	2,500.00	-1,625.00	875.00	875.00	0.00	0.00
<u>A 2630.4910-90-000</u>	BOCES INTERNET ACCESS	60,000.00	0.00	60,000.00	58,152.47	0.00	1,847.53
2630	COMPUTER ASSISTED INSTRUCTION *	2,759,803.00	350,775.04	3,110,578.04	2,553,477.12	331,873.94	225,226.98
26	**	4,598,114.00	379,443.36	4,977,557.36	4,362,728.86	331,873.94	282,954.56
<u>A 2805.1500-90-000</u>	ATTENDANCE COUNSELOR	117,336.00	0.00	117,336.00	117,336.00	0.00	0.00
<u>A 2805.1620-90-000</u>	NON-INSTRUCTIONAL SALARIES	198,502.00	0.00	198,502.00	126,911.04	0.00	71,590.96
<u>A 2805.1861-90-000</u>	AIDES - REGISTRATION/ATTENDANCE	55,800.00	4,000.00	59,800.00	59,760.24	0.00	39.76
<u>A 2805.4140-90-000</u>	TRAVEL IN DISTRICT	400.00	0.00	400.00	71.53	0.00	328.47
<u>A 2805.4500-90-000</u>	SUPPLIES	1,957.00	114.46	2,071.46	1,515.58	0.00	555.88

PATCHOGUE-MEDFORD UFSD

Appropriation Status Detail Report By Function From 7/1/2023 To 6/30/2024



Account	Description	Budget	Adjustments	Adj. Budget	Expensed	Encumbered	Available
<u>A 2805.4690-90-000</u>	EQUIPMENT REPAIR	250.00	0.00	250.00	0.00	0.00	250.00
2805	ATTENDANCE - REGULAR SCHOOL *	374,245.00	4,114.46	378,359.46	305,594.39	0.00	72,765.07
<u>A 2810.1500-26-000</u>	GUIDANCE SALARIES	261,150.00	4,000.00	265,150.00	265,052.25	0.00	97.75
<u>A 2810.1500-27-000</u>	GUIDANCE SALARIES	156,450.00	3,000.00	159,450.00	159,069.00	0.00	381.00
<u>A 2810.1500-28-000</u>	GUIDANCE SALARIES	227,424.00	3,000.00	230,424.00	230,234.00	0.00	190.00
<u>A 2810.1500-37-000</u>	GUIDANCE SALARIES	1,099,542.00	40,900.00	1,140,442.00	1,128,893.85	0.00	11,548.15
<u>A 2810.1501-90-000</u>	GUIDANCE/EXTRA	4,000.00	0.00	4,000.00	318.00	0.00	3,682.00
<u>A 2810.1502-90-000</u>	EXAM PROCTOR (PSAT, SAT, ETC.)	4,000.00	0.00	4,000.00	3,975.00	0.00	25.00
<u>A 2810.1505-90-000</u>	SUMMER HOURS	54,000.00	2,300.00	56,300.00	56,227.33	0.00	72.67
<u>A 2810.1620-26-000</u>	CLERICAL CONTRACT	47,855.00	1,800.00	49,655.00	49,636.92	0.00	18.08
<u>A 2810.1620-27-000</u>	CLERICAL CONTRACT	46,405.00	1,700.00	48,105.00	48,071.00	0.00	34.00
<u>A 2810.1620-28-000</u>	CLERICAL CONTRACT	45,609.00	0.00	45,609.00	35,999.71	0.00	9,609.29
<u>A 2810.1620-37-000</u>	CLERICAL CONTRACT	179,288.00	5,300.00	184,588.00	184,518.02	0.00	69.98
<u>A 2810.4000-90-000</u>	AP/PSAT TESTING	122,250.00	0.00	122,250.00	86,069.28	0.00	36,180.72
<u>A 2810.4150-90-000</u>	TRAVEL AND CONFERENCE	500.00	365.00	865.00	865.00	0.00	0.00
<u>A 2810.4500-26-000</u>	SUPPLIES & SOFTWARE - OREGON	600.00	0.00	600.00	574.76	0.00	25.24
<u>A 2810.4500-27-000</u>	SUPPLIES & SOFTWARE - SAXTON	600.00	0.00	600.00	518.43	0.00	81.57
<u>A 2810.4500-28-000</u>	SUPPLIES & SOFTWARE - S. OCEAN	600.00	0.00	600.00	574.92	0.00	25.08
<u>A 2810.4500-37-000</u>	SUPPLIES & SOFTWARE - HIGH SCHOOL	2,963.00	0.00	2,963.00	2,957.47	0.00	5.53
<u>A 2810.4500-90-000</u>	SUPPLIES & SOFTWARE	3,000.00	-365.00	2,635.00	2,446.07	0.00	188.93
<u>A 2810.4793-90-000</u>	COLLEGE NIGHT/CAREER DAY	8,000.00	0.00	8,000.00	3,675.95	0.00	4,324.05
<u>A 2810.4795-90-000</u>	MSA & COLLEGE BOARDS	500.00	0.00	500.00	400.00	0.00	100.00
2810	GUIDANCE - REGULAR SCHOOL *	2,264,736.00	62,000.00	2,326,736.00	2,260,076.96	0.00	66,659.04
<u>A 2815.1615-01-000</u>	NURSES	54,998.00	1,000.00	55,998.00	55,497.76	0.00	500.24
<u>A 2815.1615-02-000</u>	NURSES	53,434.00	1,000.00	54,434.00	52,260.09	0.00	2,173.91
<u>A 2815.1615-03-000</u>	NURSES	52,242.00	-7,000.00	45,242.00	43,360.86	0.00	1,881.14
<u>A 2815.1615-04-000</u>	NURSES	50,720.00	1,000.00	51,720.00	30,671.20	0.00	21,048.80
<u>A 2815.1615-05-000</u>	NURSES	50,720.00	500.00	51,220.00	51,220.00	0.00	0.00
<u>A 2815.1615-06-000</u>	NURSES	50,721.00	-19,500.00	31,221.00	28,889.63	0.00	2,331.37
<u>A 2815.1615-07-000</u>	NURSES	73,224.00	3,500.00	76,724.00	76,617.00	0.00	107.00
<u>A 2815.1615-26-000</u>	NURSES	55,426.00	500.00	55,926.00	55,926.00	0.00	0.00
<u>A 2815.1615-27-000</u>	NURSES	64,350.00	-2,000.00	62,350.00	58,419.97	0.00	3,930.03
<u>A 2815.1615-28-000</u>	NURSES	58,801.00	0.00	58,801.00	58,801.00	0.00	0.00

PATCHOGUE-MEDFORD UFSD

Appropriation Status Detail Report By Function From 7/1/2023 To 6/30/2024



Account	Description	Budget	Adjustments	Adj. Budget	Expensed	Encumbered	Available
<u>A 2815.1615-37-000</u>	NURSES	144,820.00	1,000.00	145,820.00	145,820.00	0.00	0.00
<u>A 2815.1615-89-000</u>	NURSES	71,518.00	0.00	71,518.00	60,996.49	0.00	10,521.51
<u>A 2815.1615-90-000</u>	NURSES	150,032.00	0.00	150,032.00	127,016.85	0.00	23,015.15
<u>A 2815.1860-89-000</u>	HEALTH AIDES	294,990.00	61,900.00	356,890.00	356,877.32	0.00	12.68
<u>A 2815.4140-90-000</u>	TRAVEL IN DISTRICT	402.00	0.00	402.00	0.00	0.00	402.00
<u>A 2815.4497-90-000</u>	HEALTH SVC CONTRACTS	169,950.00	75,000.00	244,950.00	192,329.08	0.00	52,620.92
<u>A 2815.4498-90-000</u>	MEDICAL EXAM	52,530.00	0.00	52,530.00	45,900.00	0.00	6,630.00
<u>A 2815.4500-01-000</u>	SUPPLIES - BARTON	2,046.00	-904.42	1,141.58	1,141.58	0.00	0.00
<u>A 2815.4500-02-000</u>	SUPPLIES - BAY	1,746.00	-543.13	1,202.87	1,096.49	0.00	106.38
<u>A 2815.4500-03-000</u>	SUPPLIES - CANAAN	2,221.00	-905.94	1,315.06	1,315.06	0.00	0.00
<u>A 2815.4500-04-000</u>	SUPPLIES - EAGLE	2,581.00	0.00	2,581.00	1,587.79	0.00	993.21
<u>A 2815.4500-05-000</u>	SUPPLIES - MEDFORD	1,930.00	0.00	1,930.00	1,083.36	0.00	846.64
<u>A 2815.4500-06-000</u>	SUPPLIES - RIVER	1,280.00	0.00	1,280.00	896.46	0.00	383.54
<u>A 2815.4500-07-000</u>	SUPPLIES - TREMONT	1,990.00	0.00	1,990.00	1,434.01	0.00	555.99
<u>A 2815.4500-26-000</u>	SUPPLIES - OREGON	2,834.00	-250.00	2,584.00	2,476.04	0.00	107.96
<u>A 2815.4500-27-000</u>	SUPPLIES - SAXTON	2,374.00	0.00	2,374.00	2,128.69	0.00	245.31
<u>A 2815.4500-28-000</u>	SUPPLIES - S. OCEAN	2,872.00	0.00	2,872.00	2,845.67	0.00	26.33
<u>A 2815.4500-37-000</u>	SUPPLIES - HIGH SCHOOL	11,709.00	-1,700.00	10,009.00	9,917.41	0.00	91.59
<u>A 2815.4690-90-000</u>	EQUIPMENT REPAIR	2,431.00	0.00	2,431.00	1,335.00	0.00	1,096.00
<u>A 2815.4900-90-000</u>	BOCES	1,425.00	0.00	1,425.00	0.00	0.00	1,425.00
2815	HEALTH SERVICES - REGULAR SCHOOL *	1,486,317.00	112,596.51	1,598,913.51	1,467,860.81	0.00	131,052.70
<u>A 2820.1500-90-000</u>	PSYCHOLOGISTS	1,414,370.00	-114,000.00	1,300,370.00	1,205,576.85	0.00	94,793.15
<u>A 2820.4140-90-000</u>	TRAVEL IN DISTRICT	2,000.00	0.00	2,000.00	353.73	0.00	1,646.27
<u>A 2820.4150-90-000</u>	TRAVEL AND CONFERENCE	1,500.00	0.00	1,500.00	934.02	0.00	565.98
<u>A 2820.4499-90-000</u>	PSYCHOLOGICAL TESTING	25,000.00	-1,308.15	23,691.85	12,290.00	0.00	11,401.85
<u>A 2820.4500-01-000</u>	PSYCH SUPPLIES - BARTON	2,578.00	0.00	2,578.00	2,267.28	0.00	310.72
<u>A 2820.4500-02-000</u>	PSYCH SUPPLIES - BAY	882.00	0.00	882.00	300.00	0.00	582.00
<u>A 2820.4500-03-000</u>	PSYCH SUPPLIES - CANAAN	2,043.00	0.00	2,043.00	1,843.96	0.00	199.04
<u>A 2820.4500-04-000</u>	PSYCH SUPPLIES - EAGLE	1,904.00	0.00	1,904.00	1,826.95	0.00	77.05
<u>A 2820.4500-05-000</u>	PSYCH SUPPLIES - MEDFORD	1,416.00	0.00	1,416.00	300.00	0.00	1,116.00
<u>A 2820.4500-06-000</u>	PSYCH SUPPLIES - RIVER	2,276.00	0.00	2,276.00	2,081.21	0.00	194.79
<u>A 2820.4500-07-000</u>	PSYCH SUPPLIES - TREMONT	1,370.00	0.00	1,370.00	300.00	0.00	1,070.00
<u>A 2820.4500-26-000</u>	PSYCH SUPPLIES - OREGON	2,577.00	0.00	2,577.00	1,200.60	0.00	1,376.40

PATCHOGUE-MEDFORD UFSD

Appropriation Status Detail Report By Function From 7/1/2023 To 6/30/2024



Account	Description	Budget	Adjustments	Adj. Budget	Expensed	Encumbered	Available
<u>A 2820.4500-27-000</u>	PSYCH SUPPLIES - SAXTON	1,834.00	0.00	1,834.00	300.00	0.00	1,534.00
<u>A 2820.4500-28-000</u>	PSYCH SUPPLIES - S. OCEAN	2,020.00	0.00	2,020.00	300.00	0.00	1,720.00
<u>A 2820.4500-37-000</u>	PSYCH SUPPLIES - HIGH SCHOOL	7,755.00	0.00	7,755.00	2,485.19	0.00	5,269.81
<u>A 2820.4500-90-000</u>	SUPPLIES	587.00	0.00	587.00	28.49	0.00	558.51
2820	PSYCHOLOGICAL SVCS *	1,470,112.00	-115,308.15	1,354,803.85	1,232,388.28	0.00	122,415.57
<u>A 2830.1300-90-000</u>	INSTRUCTIONAL SALARIES	1,327,833.00	-20,000.00	1,307,833.00	1,307,832.62	0.00	0.38
<u>A 2830.4900-90-000</u>	STUDENT ASSIST SERV-BOCES	131,250.00	0.00	131,250.00	126,500.00	0.00	4,750.00
2830	SOCIAL WORK SVCS *	1,459,083.00	-20,000.00	1,439,083.00	1,434,332.62	0.00	4,750.38
<u>A 2850.1502-01-000</u>	COCURRICULAR STIPENDS/BARTON	15,792.00	0.00	15,792.00	9,124.17	0.00	6,667.83
<u>A 2850.1502-02-000</u>	COCURRICULAR STIPENDS/BAY	19,000.00	1,800.00	20,800.00	20,769.00	0.00	31.00
<u>A 2850.1502-03-000</u>	COCURRICULAR STIPENDS/CANAAN	12,558.00	9,250.00	21,808.00	21,588.25	0.00	219.75
<u>A 2850.1502-04-000</u>	COCURRICULAR STIPENDS/EAGLE	11,000.00	0.00	11,000.00	10,906.52	0.00	93.48
<u>A 2850.1502-05-000</u>	COCURRICULAR STIPENDS/MEDFORD	15,000.00	500.00	15,500.00	14,458.75	0.00	1,041.25
<u>A 2850.1502-06-000</u>	COCURRICULAR STIPENDS/RIVER	12,150.00	1,200.00	13,350.00	13,345.00	0.00	5.00
<u>A 2850.1502-07-000</u>	COCURRICULAR STIPENDS/TREMONT	14,500.00	900.00	15,400.00	11,868.00	0.00	3,532.00
<u>A 2850.1502-26-000</u>	COCURRICULAR STIPENDS/OREGON	41,977.00	3,300.00	45,277.00	45,189.15	0.00	87.85
<u>A 2850.1502-27-000</u>	COCURRICULAR STIPENDS/SAXTON	40,695.00	22,200.00	62,895.00	62,859.78	0.00	35.22
<u>A 2850.1502-28-000</u>	COCURRICULAR STIPENDS/SO OCEAN	41,000.00	0.00	41,000.00	40,631.53	0.00	368.47
<u>A 2850.1502-37-000</u>	COCURRICULAR STIPENDS/HS	137,779.00	1,290.00	139,069.00	135,319.12	0.00	3,749.88
<u>A 2850.1502-40-000</u>	COCURRICULAR STIPENDS/MUSIC/ART - DISTRICTWIDE	113,833.00	-1,700.00	112,133.00	96,688.50	0.00	15,444.50
<u>A 2850.1502-90-000</u>	COCURRICULAR STIPENDS/DISTRICT WIDE	0.00	1,500.00	1,500.00	0.00	0.00	1,500.00
<u>A 2850.1522-26-000</u>	COCURRICULAR STIPENDS/MUSIC/ART - OREGON	2,795.00	0.00	2,795.00	0.00	0.00	2,795.00
<u>A 2850.1522-27-000</u>	COCURRICULAR STIPENDS/MUSIC/ART - SAXTON	2,795.00	0.00	2,795.00	0.00	0.00	2,795.00
<u>A 2850.1522-28-000</u>	COCURRICULAR STIPENDS/MUSIC/ART - S. OCEAN	2,795.00	0.00	2,795.00	0.00	0.00	2,795.00
<u>A 2850.1522-37-000</u>	COCURRICULAR STIPENDS/MUSIC/ART - HIGH SCHOOL	67,532.00	0.00	67,532.00	67,174.98	0.00	357.02
<u>A 2850.4000-28-000</u>	COCURRIC/GRADUATION-CONTRACTUAL-SO	500.00	-500.00	0.00	0.00	0.00	0.00
<u>A 2850.4000-37-000</u>	CONTRACTUAL-HIGH SCHOOL	6,750.00	0.00	6,750.00	6,000.00	0.00	750.00
<u>A 2850.4000-90-000</u>	ROBOTICS CONTRACTUAL	30,000.00	0.00	30,000.00	0.00	0.00	30,000.00
<u>A 2850.4160-90-000</u>	TRAVEL & EVENT FEES	37,275.00	-27,905.07	9,369.93	9,280.15	0.00	89.78

PATCHOGUE-MEDFORD UFSD

Appropriation Status Detail Report By Function From 7/1/2023 To 6/30/2024



Account	Description	Budget	Adjustments	Adj. Budget	Expensed	Encumbered	Available
<u>A 2850.4500-01-000</u>	SUPPLIES - BARTON	500.00	-500.00	0.00	0.00	0.00	0.00
<u>A 2850.4500-02-000</u>	SUPPLIES - BAY	500.00	0.00	500.00	462.53	0.00	37.47
<u>A 2850.4500-03-000</u>	SUPPLIES - CANAAN	1,442.00	139.94	1,581.94	1,041.22	0.00	540.72
<u>A 2850.4500-04-000</u>	SUPPLIES - EAGLE	4,500.00	0.00	4,500.00	3,826.94	0.00	673.06
<u>A 2850.4500-05-000</u>	SUPPLIES - MEDFORD	1,563.00	0.00	1,563.00	1,304.98	0.00	258.02
<u>A 2850.4500-06-000</u>	SUPPLIES - RIVER	500.00	0.00	500.00	500.00	0.00	0.00
<u>A 2850.4500-07-000</u>	SUPPLIES - TREMONT	900.00	-900.00	0.00	0.00	0.00	0.00
<u>A 2850.4500-26-000</u>	SUPPLIES - OREGON	750.00	-750.00	0.00	0.00	0.00	0.00
<u>A 2850.4500-27-000</u>	SUPPLIES - SAXTON	750.00	-199.00	551.00	541.48	0.00	9.52
<u>A 2850.4500-28-000</u>	SUPPLIES - SO. OCEAN	3,500.00	4,473.00	7,973.00	7,972.49	0.00	0.51
<u>A 2850.4500-37-000</u>	SUPPLIES - HIGH SCHOOL	7,250.00	0.00	7,250.00	0.00	0.00	7,250.00
<u>A 2850.4500-90-000</u>	SUPPLIES-MUSIC/ART CO-CURRICULAR	34,520.00	-8,802.86	25,717.14	25,460.52	0.00	256.62
<u>A 2850.4550-90-000</u>	ROBOTICS SUPPLIES	3,220.00	0.00	3,220.00	0.00	0.00	3,220.00
<u>A 2850.4760-90-000</u>	MEMBERSHIPS	5,750.00	-2,050.26	3,699.74	3,699.74	0.00	0.00
2850	CO-CURRIC ACTIVITIES *	691,371.00	3,245.75	694,616.75	610,012.80	0.00	84,603.95
<u>A 2855.1502-26-000</u>	COACHING STIPENDS - OREGON	110,889.00	0.00	110,889.00	106,032.44	0.00	4,856.56
<u>A 2855.1502-27-000</u>	COACHING STIPENDS - SAXTON	90,242.00	5,000.00	95,242.00	95,162.48	0.00	79.52
<u>A 2855.1502-28-000</u>	COACHING STIPENDS - S. OCEAN	90,122.00	0.00	90,122.00	80,487.72	0.00	9,634.28
<u>A 2855.1502-90-000</u>	COACHING STIPENDS - HIGH SCHOOL	610,911.00	-7,878.00	603,033.00	587,983.38	0.00	15,049.62
<u>A 2855.1540-26-000</u>	ATHLETIC EVENTS - CHAPERONES - OREGON	10,000.00	0.00	10,000.00	7,887.00	0.00	2,113.00
<u>A 2855.1540-27-000</u>	ATHLETIC EVENTS - CHAPERONES - SAXTON	10,500.00	2,200.00	12,700.00	12,634.39	0.00	65.61
<u>A 2855.1540-28-000</u>	ATHLETIC EVENTS - CHAPERONES - S. OCEAN	9,000.00	0.00	9,000.00	6,707.75	0.00	2,292.25
<u>A 2855.1540-90-000</u>	ATHLETIC EVENTS - CHAPERONES - HIGH SCHOOL	69,000.00	23,800.00	92,800.00	92,796.75	0.00	3.25
<u>A 2855.1610-26-000</u>	SECURITY - OREGON	1,000.00	-1,000.00	0.00	0.00	0.00	0.00
<u>A 2855.1610-28-000</u>	SECURITY - S. OCEAN	1,000.00	-1,000.00	0.00	0.00	0.00	0.00
<u>A 2855.1610-37-000</u>	SECURITY - HIGH SCHOOL	1,000.00	-1,000.00	0.00	0.00	0.00	0.00
<u>A 2855.1610-90-000</u>	SECURITY	50,000.00	0.00	50,000.00	47,703.18	0.00	2,296.82
<u>A 2855.2000-27-000</u>	EQUIPMENT - SAXTON	35,882.00	-6,362.15	29,519.85	29,519.85	0.00	0.00
<u>A 2855.2000-37-000</u>	EQUIPMENT - HIGH SCHOOL	21,500.00	-5,083.00	16,417.00	16,417.00	0.00	0.00
<u>A 2855.4160-90-000</u>	TRAVEL/FEES	21,500.00	-7,494.00	14,006.00	9,923.11	0.00	4,082.89
<u>A 2855.4490-90-000</u>	OFFICIAL'S FEES	113,000.00	5,694.00	118,694.00	118,693.51	0.00	0.49

PATCHOGUE-MEDFORD UFSD

Appropriation Status Detail Report By Function From 7/1/2023 To 6/30/2024



Account	Description		Budget	Adjustments	Adj. Budget	Expensed	Encumbered	Available
<u>A 2855.4500-26-000</u>	SUPPLIES/UNIFORMS - OREGON		10,000.00	4,063.00	14,063.00	14,062.92	0.00	0.08
<u>A 2855.4500-27-000</u>	SUPPLIES/UNIFORMS - SAXTON		12,000.00	5,934.65	17,934.65	17,865.19	0.00	69.46
<u>A 2855.4500-28-000</u>	SUPPLIES/UNIFORMS - S. OCEAN		12,000.00	1,399.65	13,399.65	13,385.60	0.00	14.05
<u>A 2855.4500-37-000</u>	SUPPLIES/UNIFORMS - HIGH SCHOOL		65,000.00	31,391.65	96,391.65	94,189.35	1,995.95	206.35
<u>A 2855.4610-90-000</u>	CONTRACTUAL		93,750.00	-4,000.00	89,750.00	81,892.50	0.00	7,857.50
<u>A 2855.4630-90-000</u>	LAUNDRY/DRYCLEAN		32,500.00	2,808.97	35,308.97	23,673.27	11,635.70	0.00
<u>A 2855.4690-90-000</u>	EQUIPMENT REPAIR		2,700.00	-2,500.00	200.00	171.99	0.00	28.01
<u>A 2855.4760-90-000</u>	MEMBERSHIPS		41,500.00	-3,800.00	37,700.00	37,691.80	0.00	8.20
<u>A 2855.4900-90-000</u>	BOCES SERVICES		19,200.00	1,400.00	20,600.00	20,401.58	0.00	198.42
2855	INTERSCHOL ATHL	*	1,534,196.00	43,574.77	1,577,770.77	1,515,282.76	13,631.65	48,856.36
28		**	9,280,060.00	90,223.34	9,370,283.34	8,825,548.62	13,631.65	531,103.07
2		***	123,292,051.00	-225,449.85	123,066,601.15	116,633,985.68	366,633.34	6,065,982.13
<u>A 5510.1500-90-000</u>	SUPERVISION		89,711.00	8,000.00	97,711.00	97,396.70	0.00	314.30
<u>A 5510.1600-90-000</u>	DRIVERS SALARIES		220,117.00	0.00	220,117.00	164,536.43	0.00	55,580.57
<u>A 5510.1620-90-000</u>	NONINSTRUCTIONAL SALARY		121,262.00	-5,500.00	115,762.00	115,685.19	0.00	76.81
<u>A 5510.1630-90-000</u>	PART TIME CLERICAL		32,769.00	0.00	32,769.00	25,485.51	0.00	7,283.49
<u>A 5510.1650-90-000</u>	DRIVER OVERTIME		50,000.00	7,000.00	57,000.00	56,945.04	0.00	54.96
<u>A 5510.1655-90-000</u>	MECHANIC O/T		11,000.00	4,000.00	15,000.00	13,874.77	0.00	1,125.23
<u>A 5510.1660-90-000</u>	MECHANIC		71,168.00	2,500.00	73,668.00	73,658.80	0.00	9.20
<u>A 5510.1860-90-000</u>	BUS AIDES		524,820.00	0.00	524,820.00	422,433.01	0.00	102,386.99
<u>A 5510.2100-90-000</u>	PURCHASE OF BUSES		160,000.00	-6,500.00	153,500.00	149,929.95	0.00	3,570.05
<u>A 5510.4150-90-000</u>	TRAVEL-CONFERENCE		3,000.00	0.00	3,000.00	2,547.83	0.00	452.17
<u>A 5510.4240-90-000</u>	INSURANCE		10,800.00	0.00	10,800.00	7,643.00	0.00	3,157.00
<u>A 5510.4490-90-000</u>	PROFESSIONAL/TECHNICAL		23,022.00	0.00	23,022.00	21,271.55	0.00	1,750.45
<u>A 5510.4500-90-000</u>	SUPPLIES		5,000.00	0.00	5,000.00	1,932.14	0.00	3,067.86
<u>A 5510.4650-90-000</u>	EQUIPMENT RENTAL		1,800.00	0.00	1,800.00	730.00	0.00	1,070.00
<u>A 5510.4690-90-000</u>	EQUIPMENT REPAIR		50,000.00	0.00	50,000.00	43,235.82	0.00	6,764.18
<u>A 5510.4911-90-000</u>	BOCES SERVICES		860.00	0.00	860.00	265.00	0.00	595.00
<u>A 5510.5600-90-000</u>	UNIFORMS		1,600.00	0.00	1,600.00	664.18	0.00	935.82
<u>A 5510.5701-90-000</u>	TIRES		8,000.00	0.00	8,000.00	6,754.94	0.00	1,245.06
<u>A 5510.5702-90-000</u>	ANTIFREEZE		300.00	0.00	300.00	90.43	0.00	209.57
<u>A 5510.5703-90-000</u>	LUBRICATING OIL		1,200.00	0.00	1,200.00	1,022.43	0.00	177.57
<u>A 5510.5704-90-000</u>	BATTERIES		1,500.00	0.00	1,500.00	1,295.40	0.00	204.60

PATCHOGUE-MEDFORD UFSD

Appropriation Status Detail Report By Function From 7/1/2023 To 6/30/2024



Account	Description	Budget	Adjustments	Adj. Budget	Expensed	Encumbered	Available
<u>A 5510.5710-90-000</u>	GASOLINE - BUSES - CONTRACT	225,409.00	0.00	225,409.00	170,366.34	0.00	55,042.66
<u>A 5510.5720-90-000</u>	GASOLINE - DISTRICT BUSES	43,346.00	0.00	43,346.00	26,923.12	0.00	16,422.88
5510	DISTRICT TRANSPORTATION SERVICES *	1,656,684.00	9,500.00	1,666,184.00	1,404,687.58	0.00	261,496.42
<u>A 5540.4000-90-000</u>	CONTRACT TRANSPORTATION	8,240,511.00	-809,900.00	7,430,611.00	7,373,901.11	0.00	56,709.89
<u>A 5540.4020-90-000</u>	RESIDENTIAL TRANSP. CONTR.	4,000.00	-700.00	3,300.00	0.00	0.00	3,300.00
<u>A 5540.4030-04-000</u>	FIELD TRIPS - EAGLE	2,000.00	0.00	2,000.00	0.00	0.00	2,000.00
<u>A 5540.4030-05-000</u>	FIELD TRIPS - MEDFORD	2,763.00	-1,549.00	1,214.00	0.00	0.00	1,214.00
<u>A 5540.4030-06-000</u>	FIELD TRIPS - RIVER	750.00	-750.00	0.00	0.00	0.00	0.00
<u>A 5540.4030-26-000</u>	FIELD TRIPS - OREGON	1,500.00	-500.00	1,000.00	0.00	0.00	1,000.00
<u>A 5540.4030-28-000</u>	FIELD TRIPS - SO OCEAN	1,000.00	0.00	1,000.00	1,000.00	0.00	0.00
<u>A 5540.4030-37-000</u>	FIELD TRIPS - HIGH SCHOOL	7,000.00	0.00	7,000.00	6,136.75	0.00	863.25
<u>A 5540.4030-90-000</u>	FIELD TRIPS	5,000.00	10,600.16	15,600.16	9,725.91	0.00	5,874.25
<u>A 5540.4040-90-000</u>	ATHLETICS	160,000.00	75,000.00	235,000.00	224,243.73	0.00	10,756.27
<u>A 5540.4050-90-000</u>	MUSIC	17,780.00	0.00	17,780.00	17,234.10	0.00	545.90
<u>A 5540.4930-90-000</u>	BOCES TRANSPORTATION - FIELD TRIPS	5,000.00	49,732.00	54,732.00	54,658.00	0.00	74.00
5540	CONTRACT TRANS *	8,447,304.00	-678,066.84	7,769,237.16	7,686,899.60	0.00	82,337.56
<u>A 5581.4905-90-000</u>	BOCES REG HANDIC TRNSP	624,885.00	-231,464.60	393,420.40	307,824.38	0.00	85,596.02
5581	BOCES TRANS SVCS *	624,885.00	-231,464.60	393,420.40	307,824.38	0.00	85,596.02
55	**	10,728,873.00	-900,031.44	9,828,841.56	9,399,411.56	0.00	429,430.00
5	***	10,728,873.00	-900,031.44	9,828,841.56	9,399,411.56	0.00	429,430.00
<u>A 7310.1600-09-000</u>	NON-INSTRUCTIONAL SALARIES	12,124.00	500.00	12,624.00	12,550.60	0.00	73.40
<u>A 7310.1600-90-000</u>	NON INSTRUCT SALARIES	50,348.00	1,900.00	52,248.00	52,152.40	0.00	95.60
<u>A 7310.1620-09-000</u>	SECURITY-SUMMER	8,000.00	0.00	8,000.00	6,175.51	0.00	1,824.49
<u>A 7310.1620-90-000</u>	SECURITY-SCHOOL YEAR	86,000.00	0.00	86,000.00	81,940.42	0.00	4,059.58
<u>A 7310.1860-09-000</u>	CHILD CARE AIDES	202,807.00	0.00	202,807.00	114,872.60	0.00	87,934.40
<u>A 7310.1860-90-000</u>	CHILD CARE AIDES	566,186.00	0.00	566,186.00	517,626.43	0.00	48,559.57
<u>A 7310.4000-09-000</u>	CONTRACTUAL EXPENSE SUMMER	24,099.00	0.00	24,099.00	11,732.50	0.00	12,366.50
<u>A 7310.4000-90-000</u>	CONTRACTUAL EXPENSE	20,313.00	0.00	20,313.00	15,896.72	0.00	4,416.28
<u>A 7310.4500-09-000</u>	SUPPLIES	4,363.00	0.00	4,363.00	3,424.20	0.00	938.80
<u>A 7310.4500-90-000</u>	SUPPLIES CHILD CARE	4,976.00	0.00	4,976.00	2,136.72	0.00	2,839.28
<u>A 7310.4501-90-000</u>	CHILD CARE BANK FEES	30,000.00	0.00	30,000.00	22,656.87	0.00	7,343.13
<u>A 7310.4750-90-000</u>	CHILD CARE - TRAVEL & CONFERENCE	95.00	0.00	95.00	0.00	0.00	95.00
<u>A 7310.5811-09-000</u>	PREPARED FOODS SUM	15,876.00	0.00	15,876.00	6,582.98	0.00	9,293.02

PATCHOGUE-MEDFORD UFSD



Appropriation Status Detail Report By Function From 7/1/2023 To 6/30/2024

Account	Description		Budget	Adjustments	Adj. Budget	Expensed	Encumbered	Available
<u>A 7310.5811-90-000</u>	CACFP FOOD - AFTERNOON SNACK		27,850.00	0.00	27,850.00	12,905.80	0.00	14,944.20
<u>A 7310.5812-90-000</u>	CACFP SUPPLIES - AFTERNOON SNACK (i.e. Forks, Plates, Etc.)		4,000.00	-1,000.00	3,000.00	1,863.69	0.00	1,136.31
<u>A 7310.5813-90-000</u>	PREPARED FOOD - MORNING SNACK (NON-CACFP)		9,000.00	1,000.00	10,000.00	4,223.66	0.00	5,776.34
7310	YOUTH PROGRAM	*	1,066,037.00	2,400.00	1,068,437.00	866,741.10	0.00	201,695.90
73		**	1,066,037.00	2,400.00	1,068,437.00	866,741.10	0.00	201,695.90
7		***	1,066,037.00	2,400.00	1,068,437.00	866,741.10	0.00	201,695.90
<u>A 8060.1500-90-000</u>	COMMUNITY SCHOOLS - PROFESSIONAL SALARIES		933,023.00	51,500.00	984,523.00	842,643.59	0.00	141,879.41
<u>A 8060.1610-90-000</u>	COMMUNITY SCHOOLS - SECURITY		34,000.00	10,800.00	44,800.00	44,702.00	0.00	98.00
<u>A 8060.1620-90-000</u>	COMMUNITY CENTER NON INSTRUCTIONAL SALARIES		193,595.00	-38,200.00	155,395.00	137,890.00	0.00	17,505.00
<u>A 8060.1630-90-000</u>	PART-TIME SALARIES		18,205.00	0.00	18,205.00	0.00	0.00	18,205.00
<u>A 8060.2000-90-SEL</u>	COMMUNITY SCHOOLS SEL - EQUIPMENT		1,500.00	0.00	1,500.00	0.00	0.00	1,500.00
<u>A 8060.4000-90-000</u>	COMMUNITY SCHOOLS - CONTRACTUAL		1,600.00	0.00	1,600.00	950.66	0.00	649.34
<u>A 8060.4000-90-FAM</u>	COMMUNITY SCHOOLS FAMILY CENTER - CONTRACTUAL		3,000.00	0.00	3,000.00	428.36	0.00	2,571.64
<u>A 8060.4000-90-SEL</u>	COMMUNITY SCHOOLS SEL - CONTRACTUAL		7,000.00	-2,525.00	4,475.00	750.00	0.00	3,725.00
<u>A 8060.4500-90-000</u>	SUPPLIES AND MATERIALS		10,250.00	-1,500.00	8,750.00	200.50	0.00	8,549.50
<u>A 8060.4500-90-FAM</u>	COMMUNITY SCHOOLS FAMILY CENTER - SUPPLIES AND MATERIALS		11,400.00	0.00	11,400.00	2,616.80	0.00	8,783.20
<u>A 8060.4500-90-SEL</u>	COMMUNITY SCHOOLS SEL - SUPPLIES AND MATERIALS		8,000.00	0.00	8,000.00	4,965.99	0.00	3,034.01
<u>A 8060.4900-90-000</u>	COMMUNITY SCHOOLS - BOCES		475.00	0.00	475.00	0.00	0.00	475.00
<u>A 8060.4900-90-FAM</u>	COMMUNITY SCHOOLS FAMILY CENTER - BOCES		750.00	0.00	750.00	0.00	0.00	750.00
<u>A 8060.4900-90-SEL</u>	COMMUNITY SCHOOLS SEL - BOCES		6,000.00	4,025.00	10,025.00	3,550.00	4,025.00	2,450.00
8060	CIVIC ACTIVITIES	*	1,228,798.00	24,100.00	1,252,898.00	1,038,697.90	4,025.00	210,175.10
80		**	1,228,798.00	24,100.00	1,252,898.00	1,038,697.90	4,025.00	210,175.10
8		***	1,228,798.00	24,100.00	1,252,898.00	1,038,697.90	4,025.00	210,175.10
<u>A 9010.8000-90-000</u>	NYSERS		2,139,333.00	0.00	2,139,333.00	2,126,095.76	0.00	13,237.24
9010	NYS EMPL RET SYS	*	2,139,333.00	0.00	2,139,333.00	2,126,095.76	0.00	13,237.24
<u>A 9020.8000-90-000</u>	NYSTRS		8,711,724.00	41,700.00	8,753,424.00	8,753,382.88	0.00	41.12
9020	NYS TCHRS RET SYS	*	8,711,724.00	41,700.00	8,753,424.00	8,753,382.88	0.00	41.12

PATCHOGUE-MEDFORD UFSD

Appropriation Status Detail Report By Function From 7/1/2023 To 6/30/2024



Account	Description		Budget	Adjustments	Adj. Budget	Expensed	Encumbered	Available
<u>A 9030.8000-90-000</u>	SOCIAL SECURITY		8,497,300.00	0.00	8,497,300.00	8,323,170.73	0.00	174,129.27
9030	SOC SECURITY	*	8,497,300.00	0.00	8,497,300.00	8,323,170.73	0.00	174,129.27
<u>A 9040.8000-90-000</u>	WORKERS COMP.		790,000.00	400,000.00	1,190,000.00	1,170,710.13	0.00	19,289.87
9040	WORKERS COMP	*	790,000.00	400,000.00	1,190,000.00	1,170,710.13	0.00	19,289.87
<u>A 9045.8000-90-000</u>	LIFE INSURANCE		63,792.00	0.00	63,792.00	53,155.57	0.00	10,636.43
9045	LIFE INS	*	63,792.00	0.00	63,792.00	53,155.57	0.00	10,636.43
<u>A 9050.8000-90-000</u>	UNEMPLOYMENT INS		183,456.00	0.00	183,456.00	78,118.44	0.00	105,337.56
9050	UNEMPL INS	*	183,456.00	0.00	183,456.00	78,118.44	0.00	105,337.56
<u>A 9055.8000-90-000</u>	DISAB INS-INSTR		128,178.00	0.00	128,178.00	102,887.95	0.00	25,290.05
9055	DISAB INS - INSTR	*	128,178.00	0.00	128,178.00	102,887.95	0.00	25,290.05
<u>A 9056.8000-90-000</u>	DISAB INS-OPER		30,103.00	0.00	30,103.00	22,940.24	0.00	7,162.76
9056	DISAB INS - OPER	*	30,103.00	0.00	30,103.00	22,940.24	0.00	7,162.76
<u>A 9060.8000-90-000</u>	HEALTH INSURANCE		33,979,069.00	-1,207,376.00	32,771,693.00	32,186,144.35	0.00	585,548.65
9060	HEALTH INS	*	33,979,069.00	-1,207,376.00	32,771,693.00	32,186,144.35	0.00	585,548.65
<u>A 9061.8000-90-000</u>	MEDICARE REIMB		2,575,152.00	0.00	2,575,152.00	2,437,242.15	0.00	137,909.85
9061	MEDICARE REIMB	*	2,575,152.00	0.00	2,575,152.00	2,437,242.15	0.00	137,909.85
<u>A 9065.8000-90-000</u>	DENTAL		493,753.00	0.00	493,753.00	481,503.68	0.00	12,249.32
9065	DENTAL INS	*	493,753.00	0.00	493,753.00	481,503.68	0.00	12,249.32
<u>A 9070.8000-90-000</u>	SICK LEAVE/ RET PROF		400,000.00	650,000.00	1,050,000.00	1,032,794.15	0.00	17,205.85
9070	UNION WELFARE BENEFITS	*	400,000.00	650,000.00	1,050,000.00	1,032,794.15	0.00	17,205.85
<u>A 9075.8000-90-000</u>	SICK LEAVE/RET OPERATIONAL		100,000.00	18,400.00	118,400.00	118,359.92	0.00	40.08
9075		*	100,000.00	18,400.00	118,400.00	118,359.92	0.00	40.08
<u>A 9089.1000-90-000</u>	VACATION BUY BACK		321,173.00	0.00	321,173.00	272,212.84	0.00	48,960.16
9089	OTHER	*	321,173.00	0.00	321,173.00	272,212.84	0.00	48,960.16
90		**	58,413,033.00	-97,276.00	58,315,757.00	57,158,718.79	0.00	1,157,038.21
<u>A 9760.7000-90-000</u>	TAX ANTICIPATION NOTES		1,025,000.00	590,750.00	1,615,750.00	1,615,750.00	0.00	0.00
9760	TAN INTEREST	*	1,025,000.00	590,750.00	1,615,750.00	1,615,750.00	0.00	0.00
<u>A 9788.6000-90-000</u>	LEASE PRINCIPAL EXPENSE		0.00	39,506.00	39,506.00	39,505.80	0.00	0.20
<u>A 9788.7000-90-000</u>	LEASE INTEREST EXPENSE		0.00	5,963.00	5,963.00	5,962.11	0.00	0.89
9788		*	0.00	45,469.00	45,469.00	45,467.91	0.00	1.09
97		**	1,025,000.00	636,219.00	1,661,219.00	1,661,217.91	0.00	1.09
<u>A 9901.9300-90-000</u>	TRANSFER-SCHOOL LUNCH		0.00	22,800.00	22,800.00	0.00	0.00	22,800.00
<u>A 9901.9500-90-000</u>	TRANSFER TO SPEC AID		341,376.00	0.00	341,376.00	257,282.41	0.00	84,093.59

PATCHOGUE-MEDFORD UFSD

Appropriation Status Detail Report By Function From 7/1/2023 To 6/30/2024



Account	Description		Budget	Adjustments	Adj. Budget	Expensed	Encumbered	Available
<u>A 9901.9600-90-000</u>	TRANSFER TO DEBT SERVICE		10,439,892.00	0.00	10,439,892.00	10,439,891.33	0.00	0.67
9901	INTERFUND TRANSFERS	*	10,781,268.00	22,800.00	10,804,068.00	10,697,173.74	0.00	106,894.26
<u>A 9950.9000-90-000</u>	TRANSFER TO CAPITAL FUND		1,500,000.00	0.00	1,500,000.00	1,500,000.00	0.00	0.00
9950	TRANSFER TO CAPITAL	*	1,500,000.00	0.00	1,500,000.00	1,500,000.00	0.00	0.00
99		**	12,281,268.00	22,800.00	12,304,068.00	12,197,173.74	0.00	106,894.26
9		***	71,719,301.00	561,743.00	72,281,044.00	71,017,110.44	0.00	1,263,933.56
Fund ATotals:			231,391,038.00	215,921.88	231,606,959.88	221,432,994.38	660,297.34	9,513,668.16
Grand Totals:			231,391,038.00	215,921.88	231,606,959.88	221,432,994.38	660,297.34	9,513,668.16

AUGUST

PATCHOGUE-MEDFORD UFSD



Trial Balance Report From 7/1/2024 - 8/31/2024

Account	Description	Debits	Credits
A 200	CASH	743,476.10	0.00
A 200.1	CASH - GENERAL/CHILD CARE	74,829.76	0.00
A 200.4	CASH - CHECKING - PAYROLL CLEARING ACCOUNT (T200)	209,398.68	0.00
A 201	CASH IN TIMED DEPOSITS	5,507,640.90	0.00
A 203	CASH IN TIME DEPOSITS-CHASE	101,938.56	0.00
A 205A	PAYROLL DISBURSEMENT ACCOUNT (T205A)	1,546.22	0.00
A 206	GENERAL FUND MM STERLING BANK	3,417,585.84	0.00
A 207	GENERAL FUND MM FLUSHING BANK (EMPIRE NB)	467,241.01	0.00
A 208	GENERAL FUND MM HANOVER BANK	5,469,087.99	0.00
A 210	PETTY CASH	1,800.00	0.00
A 380	ACCOUNTS RECEIVABLE	2,272.05	0.00
A 3911	DUE FROM SPECIAL AID	4,254,917.59	0.00
A 3915	DUE FROM CAPITAL FUND	414,922.77	0.00
A 3916	DUE FROM WORKERS COMP RESERVE	495,546.18	0.00
A 3917	DUE FROM DEBT SERVICE FUND	13,143.47	0.00
A 410	STATE & FEDERAL AID RECEIVABLE	2,356,170.45	0.00
A 440	DUE FROM OTHER GOVERNMENTS	164,359.33	0.00
A 454	LEASES RECEIVABLE	94,360.00	0.00
A 510	ESTIMATED REVENUE	238,166,674.00	0.00
A 521	ENCUMBRANCES	91,661,333.02	0.00
A 522	EXPENDITURES	23,554,792.14	0.00
A 599	APPROPRIATED FUND BALANCE	3,837,345.34	0.00
A 600	ACCOUNTS PAYABLE	0.00	620,759.63
A 601	ACCRUED LIABILITIES	0.00	314,087.68
A 630	DUE TO PUBLIC LIBRARY	1,576,598.50	0.00
A 6302	DUE TO SCHOOL LUNCH FUND	0.00	566,931.05
A 631	DUE TO OTHER GOVERNMENTS	0.00	417,917.49
A 632	DUE TO TEACHERS RETIREMENT	0.00	10,328,438.77
A 637	DUE TO EMPLOYEES RETIREMENT SYSTEM	0.00	629,186.85
A 687	COMPENSATED ABSENCES	0.00	62,647.33
A 691	DEFERRED REVENUE	0.00	25,072.00
A 691.1	DEFERRED INFLOWS OF RESOURCES - LEASES	0.00	94,360.00
A 718	NYS ERS ARREARS (T218)	0.00	750.21
A 718.4	NYS ERS (T214)	0.00	44,282.38
A 718.5	NYS ERS LOAN (ERSLN) (T215)	0.00	11,870.41
A 720.2	AFLAC (T2162)	0.00	6,181.36
A 720.3	LIFE (BLIFE) (T2173)	0.00	169.38
A 720.4	LEMA (BLEMA, BLEMA2) (T2174)	0.00	225.70
A 720.5	DENTAL-PROF (DV10/12,HPLXAT,JJNA/T) (T2175)	0.00	24,904.86
A 720.6	HEALTH INS (BHLTHA/ C / T, BHIP) (T2176)	0.00	103,408.86
A 722	FEDERAL WITHHOLDING (w) (T220)	0.00	181.98
A 724.1	CSEA INS, DUESFT, DUESPT (T2401)	0.00	13,448.59
A 724.2	PMAA DUES (T2402)	0.00	2,660.00
A 724.3	PMCT DUES (w), VOTE(June) , COPE(J (T2403)	0.00	66.26
A 727	NYS - TRS LOANS (T269A)	0.00	3,540.00
A 815	UNEMPLOYMENT INSURANCE RESERVE	0.00	55,837.29

PATCHOGUE-MEDFORD UFSD



Trial Balance Report From 7/1/2024 - 8/31/2024

Account	Description	Debits	Credits
A 821	RESERVE FOR ENCUMBRANCES	0.00	91,661,333.02
A 827	RETIREMENT CONTRIBUTION RESERVE	0.00	5,914,916.98
A 828	RETIREMENT CONTRIBUTION RESERVE SUB FUND (TRS)	0.00	1,572,723.18
A 863	INSURANCE RESERVE	0.00	227,174.78
A 867	EMPLOYEE BENEFIT ACCRUED LIABILITY RES	0.00	9,859,094.15
A 878	CAPITAL RESERVE FUND	0.00	121,421.66
A 878.2022	CAPITAL RESERVE FUND (ESTABLISHED 5/17/2022 MAXIMUM \$25,000,000)	0.00	2,192,329.88
A 889	WORKERS COMPENSATION RESERVE	0.00	1,589,872.22
A 909	FUND BALANCE, UNRESERVED	0.00	13,271,345.98
A 960	APPROPRIATIONS	0.00	242,004,019.34
A 980	REVENUES	0.00	845,820.63
A Fund Totals:		382,586,979.90	382,586,979.90
Grand Totals:		382,586,979.90	382,586,979.90

PATCHOGUE-MEDFORD UFSD

Revenue Status Report By Function From 7/1/2024 To 8/31/2024



Account	Description	Budget	Adjustments	Revised Budget	Revenue Earned	Unearned Revenue
<u>A 1001</u>	REAL PROPERTY TAX	131,318,680.00	0.00	131,318,680.00	88,394.49	131,230,285.51
<u>A 1081</u>	PILOT- PAYMENT IN LIEU OF TAXES	1,085,818.00	0.00	1,085,818.00	0.00	1,085,818.00
<u>A 1090</u>	INT & PENALTIES ON REAL PROPERTY TAXES	5,000.00	0.00	5,000.00	6,917.35	-1,917.35
<u>A 1315</u>	CONTINUING EDUCATION TUITION	250,680.00	0.00	250,680.00	65,003.91	185,676.09
<u>A 1335</u>	OTHER STUDENT FEES / CHARGES	195,000.00	0.00	195,000.00	13,596.50	181,403.50
<u>A 1488</u>	CHILD CARE TUITION - SCHOOL YEAR	864,692.00	0.00	864,692.00	65,499.89	799,192.11
<u>A 1488.CACF.P</u>	CHILD CARE TUITION - SCHOOL YEAR - CACFP	30,000.00	0.00	30,000.00	0.00	30,000.00
<u>A 1488.S</u>	CHILD CARE TUITION - SUMMER PROGRAMS	265,000.00	0.00	265,000.00	121,251.90	143,748.10
<u>A 1488.SCAC.FP</u>	CHILD CARE TUITION - SUMMER PROGRAMS - CACFP	5,000.00	0.00	5,000.00	0.00	5,000.00
<u>A 2230</u>	DAY TUITION OTHER DISTRICTS/FOSTER	220,000.00	0.00	220,000.00	0.00	220,000.00
<u>A 2280</u>	HEALTH SERVICES - OTHER DISTRICTS	150,000.00	0.00	150,000.00	0.00	150,000.00
<u>A 2389</u>	OTHER SERVICES OTHER DIST/GOVMT	90,000.00	0.00	90,000.00	21,629.37	68,370.63
<u>A 2401</u>	INTEREST AND EARNINGS	1,400,000.00	0.00	1,400,000.00	412,942.00	987,058.00
<u>A 2410</u>	RENTAL OF REAL PROPERTY/INDIVIDUALS	40,000.00	0.00	40,000.00	4,000.00	36,000.00
<u>A 2413</u>	RENTAL OF REAL PROPERTY/BOCES	52,707.00	0.00	52,707.00	0.00	52,707.00
<u>A 2450</u>	COMMISSIONS	17,000.00	0.00	17,000.00	0.00	17,000.00
<u>A 2683</u>	SELF INSURANCE RECOVERIES	130,000.00	0.00	130,000.00	7,900.72	122,099.28
<u>A 2690</u>	OTHER COMPENSATION FOR LOSS	0.00	0.00	0.00	382.50	-382.50
<u>A 2703</u>	REFUND PRIOR YEAR EXPENDITURES	850,000.00	0.00	850,000.00	0.00	850,000.00
<u>A 2705</u>	GIFTS AND DONATIONS/CULTURAL ARTS	50,000.00	0.00	50,000.00	0.00	50,000.00
<u>A 2710</u>	PREMIUM ON OBLIGATIONS	400,000.00	0.00	400,000.00	0.00	400,000.00
<u>A 2770</u>	OTHER UNCLASSIFIED REVENUES	550,000.00	0.00	550,000.00	5,079.26	544,920.74
<u>A 2773</u>	E-RATE	175,000.00	0.00	175,000.00	0.00	175,000.00
<u>A 3101</u>	BASIC FORMULA STATE AID	92,577,072.00	0.00	92,577,072.00	0.00	92,577,072.00
<u>A 3101.E</u>	EXCESS COST STATE AID	3,238,052.00	0.00	3,238,052.00	0.00	3,238,052.00
<u>A 3103</u>	BOCES AID	2,495,186.00	0.00	2,495,186.00	0.00	2,495,186.00
<u>A 3104</u>	TUITION AND TRANSPORT/HANDICAPPED	150,000.00	0.00	150,000.00	0.00	150,000.00
<u>A 3260</u>	TEXTBOOK AID	448,667.00	0.00	448,667.00	0.00	448,667.00
<u>A 3262</u>	COMPUTER SOFTWARE AID	118,380.00	0.00	118,380.00	0.00	118,380.00
<u>A 3262.H</u>	COMPUTER HARDWARE AID	121,972.00	0.00	121,972.00	0.00	121,972.00
<u>A 3263</u>	LIBRARY A/V LOAN PROGRAM AID	47,768.00	0.00	47,768.00	0.00	47,768.00
<u>A 3289.O</u>	OTHER STATE AID	325,000.00	0.00	325,000.00	0.00	325,000.00
<u>A 4601</u>	MEDICAID ASSISTANCE-(f)	500,000.00	0.00	500,000.00	33,222.74	466,777.26

PATCHOGUE-MEDFORD UFSD

Revenue Status Report By Function From 7/1/2024 To 8/31/2024



Account	Description	Budget	Adjustments	Revised Budget	Revenue Earned	Unearned Revenue
A Totals:		238,166,674.00	0.00	238,166,674.00	845,820.63	237,320,853.37
Grand Totals:		238,166,674.00	0.00	238,166,674.00	845,820.63	237,320,853.37

PATCHOGUE-MEDFORD UFSD

Appropriation Status Detail Report By Function From 7/1/2024 To 8/31/2024



Account	Description		Budget	Adjustments	Adj. Budget	Expensed	Encumbered	Available
<u>A 1010.4500-90-000</u>	SUPPLIES & MATERIALS		775.00	53.05	828.05	53.75	250.00	524.30
<u>A 1010.4750-90-000</u>	TRAVEL & CONFERENCE		16,620.00	0.00	16,620.00	890.84	15,121.38	607.78
1010	BOARD OF EDUCATION	*	17,395.00	53.05	17,448.05	944.59	15,371.38	1,132.08
<u>A 1040.1600-90-000</u>	SALARY		105,754.00	0.00	105,754.00	18,780.52	90,146.48	-3,173.00
<u>A 1040.4500-90-000</u>	SUPPLIES & MATERIALS		925.00	0.00	925.00	0.00	100.00	825.00
<u>A 1040.4750-90-000</u>	TRAVEL/CONF		1,850.00	0.00	1,850.00	0.00	0.00	1,850.00
1040	DISTRICT CLERK	*	108,529.00	0.00	108,529.00	18,780.52	90,246.48	-498.00
<u>A 1060.1630-90-000</u>	ELECTION WORKERS		1,750.00	0.00	1,750.00	0.00	0.00	1,750.00
<u>A 1060.4350-90-000</u>	VOTING MACHINE RENTALS		4,450.00	0.00	4,450.00	0.00	0.00	4,450.00
<u>A 1060.4490-90-000</u>	ELECTION WORKERS		10,250.00	0.00	10,250.00	0.00	0.00	10,250.00
<u>A 1060.4500-90-000</u>	SUPPLIES & MATERIALS		12,110.00	0.00	12,110.00	0.00	0.00	12,110.00
<u>A 1060.4720-90-000</u>	LEGAL ADVERTISEMENTS		5,800.00	0.00	5,800.00	0.00	0.00	5,800.00
<u>A 1060.4900-90-000</u>	BOCES SERVICES		16,419.00	0.00	16,419.00	0.00	16,171.05	247.95
1060	DISTRICT MEETING	*	50,779.00	0.00	50,779.00	0.00	16,171.05	34,607.95
10		**	176,703.00	53.05	176,756.05	19,725.11	121,788.91	35,242.03
<u>A 1240.1500-90-000</u>	SUPT OF SCHOOLS		297,778.00	0.00	297,778.00	53,351.74	256,088.26	-11,662.00
<u>A 1240.1620-90-000</u>	NON INSTRUCTIONAL SALARY		152,818.00	0.00	152,818.00	27,103.61	127,835.63	-2,121.24
<u>A 1240.2000-90-000</u>	EQUIPMENT		2,390.00	0.00	2,390.00	0.00	0.00	2,390.00
<u>A 1240.4000-90-000</u>	CONTRACT SERVICES		5,150.00	0.00	5,150.00	0.00	533.88	4,616.12
<u>A 1240.4500-90-000</u>	SUPPLIES & MATERIALS		8,782.00	0.00	8,782.00	1,031.77	817.82	6,932.41
<u>A 1240.4750-90-000</u>	TRAVEL-CONFERENCE		5,150.00	0.00	5,150.00	58.66	2,405.23	2,686.11
<u>A 1240.4790-90-000</u>	CONTRACT SERVICES		2,500.00	0.00	2,500.00	0.00	0.00	2,500.00
<u>A 1240.4900-90-000</u>	BOCES SERVICES		2,500.00	0.00	2,500.00	0.00	0.00	2,500.00
1240	CHIEF SCHOOL ADMINISTRATOR	*	477,068.00	0.00	477,068.00	81,545.78	387,680.82	7,841.40
12		**	477,068.00	0.00	477,068.00	81,545.78	387,680.82	7,841.40
<u>A 1310.1500-90-000</u>	ASSIST SUPT FOR BUSINESS		189,000.00	0.00	189,000.00	33,862.09	163,974.69	-8,836.78
<u>A 1310.1610-90-000</u>	ADMINISTRATIVE AIDE		116,088.00	0.00	116,088.00	20,563.97	98,707.03	-3,183.00
<u>A 1310.1620-90-000</u>	NON INSTRUCTIONAL SALARY		859,425.00	0.00	859,425.00	151,307.67	695,654.03	12,463.30
<u>A 1310.1630-90-000</u>	PART TIME CLERICAL		13,159.00	0.00	13,159.00	0.00	0.00	13,159.00
<u>A 1310.2000-90-000</u>	EQUIPMENT		3,000.00	0.00	3,000.00	0.00	0.00	3,000.00
<u>A 1310.4140-90-000</u>	TRAVEL IN DISTRICT		100.00	0.00	100.00	5.23	94.77	0.00
<u>A 1310.4500-90-000</u>	SUPPLIES & MATERIALS		10,000.00	0.00	10,000.00	1,499.01	440.38	8,060.61
<u>A 1310.4720-90-000</u>	LEGAL ADVERTISING		6,400.00	0.00	6,400.00	1,672.60	3,827.40	900.00

PATCHOGUE-MEDFORD UFSD

Appropriation Status Detail Report By Function From 7/1/2024 To 8/31/2024



Account	Description		Budget	Adjustments	Adj. Budget	Expensed	Encumbered	Available
<u>A 1310.4750-90-000</u>	TRAVEL/CONFERENCE		2,325.00	0.00	2,325.00	0.00	250.00	2,075.00
<u>A 1310.4760-90-000</u>	MEMBERSHIPS & SUBSCRIPT		889.00	0.00	889.00	777.00	73.00	39.00
<u>A 1310.4790-90-000</u>	CONTRACT SERVICES		66,222.00	7,140.00	73,362.00	13,068.91	40,519.59	19,773.50
<u>A 1310.4920-90-000</u>	BOCES SERVICES		26,442.00	0.00	26,442.00	0.00	25,608.19	833.81
1310	BUSINESS ADMINISTRATION	*	1,293,050.00	7,140.00	1,300,190.00	222,756.48	1,029,149.08	48,284.44
<u>A 1320.1600-90-000</u>	CLAIMS AUDITOR		93,066.00	0.00	93,066.00	16,039.43	67,409.52	9,617.05
<u>A 1320.4420-90-000</u>	AUDITING SERVICES		75,200.00	0.00	75,200.00	2,642.50	71,557.50	1,000.00
1320	AUDITING	*	168,266.00	0.00	168,266.00	18,681.93	138,967.02	10,617.05
<u>A 1325.1600-90-000</u>	NON-INSTRUCTIONAL SALARIES		5,411.00	0.00	5,411.00	960.84	4,612.16	-162.00
<u>A 1325.4000-90-000</u>	BOND & NOTE ISSUE EXPENSE		7,004.00	0.00	7,004.00	0.00	7,004.00	0.00
<u>A 1325.4500-90-000</u>	SUPPLIES		900.00	0.00	900.00	0.00	0.00	900.00
<u>A 1325.4501-90-000</u>	BANK FEES		331.00	0.00	331.00	0.00	331.00	0.00
<u>A 1325.4750-90-000</u>	TRAVEL/CONFERENCE		250.00	0.00	250.00	0.00	0.00	250.00
1325	TREASURER	*	13,896.00	0.00	13,896.00	960.84	11,947.16	988.00
13		**	1,475,212.00	7,140.00	1,482,352.00	242,399.25	1,180,063.26	59,889.49
<u>A 1420.4411-90-000</u>	LABOR RETAINER		68,500.00	0.00	68,500.00	0.00	68,500.00	0.00
<u>A 1420.4413-90-000</u>	GENERAL COUNSEL RETAINER		67,000.00	0.00	67,000.00	0.00	67,000.00	0.00
<u>A 1420.4414-90-000</u>	ADDITIONAL LEGAL SERVICES		277,000.00	0.00	277,000.00	0.00	256,000.00	21,000.00
<u>A 1420.4415-90-000</u>	BOND COUNSEL		23,000.00	0.00	23,000.00	0.00	23,000.00	0.00
1420	LEGAL	*	435,500.00	0.00	435,500.00	0.00	414,500.00	21,000.00
<u>A 1430.1500-90-000</u>	ASSIST SUPT HUMAN RESOURC		227,497.00	0.00	227,497.00	40,348.62	193,673.38	-6,525.00
<u>A 1430.1620-90-000</u>	NONINSTRUCTIONAL SALARY		258,138.00	0.00	258,138.00	43,239.97	207,920.53	6,977.50
<u>A 1430.1630-90-000</u>	PART TIME CLERICAL		39,439.00	0.00	39,439.00	2,657.34	0.00	36,781.66
<u>A 1430.4000-90-000</u>	CONTRACT SERVICES		73,154.00	0.00	73,154.00	34,043.00	0.00	39,111.00
<u>A 1430.4500-90-000</u>	SUPPLIES & MATERIALS		7,429.00	0.00	7,429.00	2,832.45	291.72	4,304.83
<u>A 1430.4720-90-000</u>	ADVERTISING		20,500.00	0.00	20,500.00	0.00	0.00	20,500.00
<u>A 1430.4750-90-000</u>	TRAVEL/CONFERENCE		3,000.00	0.00	3,000.00	650.00	0.00	2,350.00
<u>A 1430.4900-90-000</u>	BOCES		69,015.00	-200.00	68,815.00	0.00	65,015.00	3,800.00
<u>A 1430.4903-90-000</u>	BOCES EDUCATIONAL RECRUITMENT		10,200.00	200.00	10,400.00	0.00	10,400.00	0.00
1430	PERSONNEL	*	708,372.00	0.00	708,372.00	123,771.38	477,300.63	107,299.99
<u>A 1480.4000-90-000</u>	COMMUNICATIONS		26,000.00	0.00	26,000.00	0.00	0.00	26,000.00
<u>A 1480.4900-90-000</u>	BOCES PUBLIC INFORMATION/SERVICES		60,720.00	0.00	60,720.00	0.00	60,720.00	0.00
1480	PUBLIC INFORMATION AND SERVICES	*	86,720.00	0.00	86,720.00	0.00	60,720.00	26,000.00

PATCHOGUE-MEDFORD UFSD

Appropriation Status Detail Report By Function From 7/1/2024 To 8/31/2024



Account	Description	Budget	Adjustments	Adj. Budget	Expensed	Encumbered	Available
14	**	1,230,592.00	0.00	1,230,592.00	123,771.38	952,520.63	154,299.99
<u>A 1620.1600-90-000</u>	SUPERVISION	253,923.00	0.00	253,923.00	46,843.87	225,517.13	-18,438.00
<u>A 1620.1610-90-000</u>	NON-INSTRUCTIONAL CLERICAL	104,498.00	0.00	104,498.00	17,971.75	86,264.25	262.00
<u>A 1620.1620-01-000</u>	CUSTODIAL CONTRACT SALARY	180,025.00	0.00	180,025.00	30,844.27	148,344.69	836.04
<u>A 1620.1620-02-000</u>	CUSTODIAL CONTRACT SALARY	229,759.00	0.00	229,759.00	31,260.29	150,339.36	48,159.35
<u>A 1620.1620-03-000</u>	CUSTODIAL CONTRACT SALARY	178,122.00	0.00	178,122.00	30,710.62	147,871.15	-459.77
<u>A 1620.1620-04-000</u>	CUSTODIAL CONTRACT SALARY	227,859.00	0.00	227,859.00	39,285.96	188,573.04	0.00
<u>A 1620.1620-05-000</u>	CUSTODIAL CONTRACT SALARY	179,837.00	0.00	179,837.00	30,641.68	147,080.32	2,115.00
<u>A 1620.1620-06-000</u>	CUSTODIAL CONTRACT SALARY	177,084.00	0.00	177,084.00	30,839.95	148,036.47	-1,792.42
<u>A 1620.1620-07-000</u>	CUSTODIAL CONTRACT SALARY	248,288.00	0.00	248,288.00	22,266.71	84,557.29	141,464.00
<u>A 1620.1620-26-000</u>	CUSTODIAL CONTRACT SALARY	251,707.00	0.00	251,707.00	36,976.84	161,715.25	53,014.91
<u>A 1620.1620-27-000</u>	CUSTODIAL CONTRACT SALARY	453,529.00	0.00	453,529.00	78,668.67	378,179.48	-3,319.15
<u>A 1620.1620-28-000</u>	CUSTODIAL CONTRACT SALARY	288,371.00	0.00	288,371.00	49,719.05	238,840.46	-188.51
<u>A 1620.1620-37-000</u>	CUSTODIAL CONTRACT SALARY	1,224,522.00	0.00	1,224,522.00	207,075.01	994,584.02	22,862.97
<u>A 1620.1630-01-000</u>	CUSTODIAL SHIFT DIFFERENTIAL	2,000.00	0.00	2,000.00	238.67	0.00	1,761.33
<u>A 1620.1630-02-000</u>	CUSTODIAL SHIFT DIFFERENTIAL	5,500.00	0.00	5,500.00	621.12	0.00	4,878.88
<u>A 1620.1630-03-000</u>	CUSTODIAL SHIFT DIFFERENTIAL	2,500.00	0.00	2,500.00	184.31	0.00	2,315.69
<u>A 1620.1630-04-000</u>	CUSTODIAL SHIFT DIFFERENTIAL	3,000.00	0.00	3,000.00	357.61	0.00	2,642.39
<u>A 1620.1630-05-000</u>	CUSTODIAL SHIFT DIFFERENTIAL	2,000.00	0.00	2,000.00	213.96	0.00	1,786.04
<u>A 1620.1630-06-000</u>	CUSTODIAL SHIFT DIFFERENTIAL	2,000.00	0.00	2,000.00	434.60	0.00	1,565.40
<u>A 1620.1630-07-000</u>	CUSTODIAL SHIFT DIFFERENTIAL	3,500.00	0.00	3,500.00	62.38	0.00	3,437.62
<u>A 1620.1630-26-000</u>	CUSTODIAL SHIFT DIFFERENTIAL	3,500.00	0.00	3,500.00	218.88	0.00	3,281.12
<u>A 1620.1630-27-000</u>	CUSTODIAL SHIFT DIFFERENTIAL	14,000.00	0.00	14,000.00	1,751.58	0.00	12,248.42
<u>A 1620.1630-28-000</u>	CUSTODIAL SHIFT DIFFERENTIAL	7,500.00	0.00	7,500.00	984.71	0.00	6,515.29
<u>A 1620.1630-37-000</u>	CUSTODIAL SHIFT DIFFERENTIAL	80,000.00	0.00	80,000.00	10,312.80	0.00	69,687.20
<u>A 1620.1635-01-000</u>	ACTING DIFFERENTIAL	3,500.00	0.00	3,500.00	933.30	0.00	2,566.70
<u>A 1620.1635-02-000</u>	ACTING DIFFERENTIAL	3,500.00	0.00	3,500.00	259.92	0.00	3,240.08
<u>A 1620.1635-03-000</u>	ACTING DIFFERENTIAL	3,500.00	0.00	3,500.00	162.45	0.00	3,337.55
<u>A 1620.1635-04-000</u>	ACTING DIFFERENTIAL	3,500.00	0.00	3,500.00	129.96	0.00	3,370.04
<u>A 1620.1635-05-000</u>	ACTING DIFFERENTIAL	3,500.00	0.00	3,500.00	682.29	0.00	2,817.71
<u>A 1620.1635-06-000</u>	ACTING DIFFERENTIAL	3,500.00	0.00	3,500.00	552.33	0.00	2,947.67
<u>A 1620.1635-07-000</u>	ACTING DIFFERENTIAL	3,500.00	0.00	3,500.00	2,534.22	0.00	965.78
<u>A 1620.1635-26-000</u>	ACTING DIFFERENTIAL	3,500.00	0.00	3,500.00	361.80	0.00	3,138.20

PATCHOGUE-MEDFORD UFSD

Appropriation Status Detail Report By Function From 7/1/2024 To 8/31/2024



Account	Description	Budget	Adjustments	Adj. Budget	Expensed	Encumbered	Available
A 1620.1635-27-000	ACTING DIFFERENTIAL	7,000.00	0.00	7,000.00	892.71	0.00	6,107.29
A 1620.1635-28-000	ACTING DIFFERENTIAL	3,500.00	0.00	3,500.00	144.72	0.00	3,355.28
A 1620.1635-37-000	ACTING DIFFERENTIAL	10,000.00	0.00	10,000.00	1,121.45	0.00	8,878.55
A 1620.1640-90-000	PART-TIME CUSTODIAN SALARIES	334,848.00	0.00	334,848.00	52,350.86	0.00	282,497.14
A 1620.1641-90-000	SUB CUSTODIAN SALARIES	205,000.00	0.00	205,000.00	31,193.57	0.00	173,806.43
A 1620.1650-01-000	CUSTODIAL OVERTIME	12,500.00	0.00	12,500.00	2,105.33	0.00	10,394.67
A 1620.1650-02-000	CUSTODIAL OVERTIME	10,000.00	0.00	10,000.00	152.80	0.00	9,847.20
A 1620.1650-03-000	CUSTODIAL OVERTIME	15,000.00	0.00	15,000.00	2,682.74	0.00	12,317.26
A 1620.1650-04-000	CUSTODIAL OVERTIME	15,000.00	0.00	15,000.00	787.21	0.00	14,212.79
A 1620.1650-05-000	CUSTODIAL OVERTIME	15,000.00	0.00	15,000.00	1,143.49	0.00	13,856.51
A 1620.1650-06-000	CUSTODIAL OVERTIME	10,000.00	0.00	10,000.00	78.72	0.00	9,921.28
A 1620.1650-07-000	CUSTODIAL OVERTIME	12,500.00	0.00	12,500.00	2,108.04	0.00	10,391.96
A 1620.1650-26-000	CUSTODIAL OVERTIME	17,500.00	0.00	17,500.00	279.22	0.00	17,220.78
A 1620.1650-27-000	CUSTODIAL OVERTIME	17,500.00	0.00	17,500.00	3,516.06	0.00	13,983.94
A 1620.1650-28-000	CUSTODIAL OVERTIME	17,500.00	0.00	17,500.00	519.61	0.00	16,980.39
A 1620.1650-37-000	CUSTODIAL OVERTIME	67,500.00	0.00	67,500.00	3,872.83	0.00	63,627.17
A 1620.2000-90-000	EQUIPMENT	27,200.00	0.00	27,200.00	0.00	6,228.55	20,971.45
A 1620.2200-90-000	STUDENT/CLASSROOM FURNITURE	25,000.00	0.00	25,000.00	0.00	0.00	25,000.00
A 1620.4140-90-000	IN DISTRICT TRAVEL	100.00	0.00	100.00	0.00	0.00	100.00
A 1620.4500-90-000	PLANT & FCILITIES SUPPLIES	1,600.00	0.00	1,600.00	191.38	295.31	1,113.31
A 1620.4501-90-000	TELEPHONE SUPPLIES	5,000.00	0.00	5,000.00	0.00	2,000.00	3,000.00
A 1620.4512-90-000	CUSTODIAL SUPPLIES	325,000.00	0.00	325,000.00	223,009.05	95,590.84	6,400.11
A 1620.4520-90-000	UNIFORMS	27,000.00	0.00	27,000.00	379.99	0.00	26,620.01
A 1620.4601-90-000	BLDG EQUIPMENT RENTAL/REPAIR	22,000.00	0.00	22,000.00	3,315.89	8,381.67	10,302.44
A 1620.4740-90-000	FUEL OIL - DISTRICT	5,000.00	0.00	5,000.00	0.00	0.00	5,000.00
A 1620.4742-90-000	NATURAL GAS	948,000.00	0.00	948,000.00	3,873.33	944,126.67	0.00
A 1620.4743-90-000	WATER	69,000.00	0.00	69,000.00	16,646.87	52,353.13	0.00
A 1620.4750-90-000	TRAVEL & CONFERENCE	2,900.00	0.00	2,900.00	450.00	135.00	2,315.00
A 1620.4770-90-000	ELECTRICITY	1,550,000.00	0.00	1,550,000.00	189,420.45	1,360,579.55	0.00
A 1620.4780-90-000	TELEPHONE	144,500.00	0.00	144,500.00	21,854.11	117,345.89	5,300.00
A 1620.4790-90-000	CONTRACT SERVICES	289,000.00	12,170.60	301,170.60	45,281.52	120,911.15	134,977.93
A 1620.4900-90-000	BOCES TELEPHONE SERVICE	87,000.00	0.00	87,000.00	0.00	83,592.76	3,407.24
A 1620.4901-90-000	BOCES SERVICES	205,000.00	0.00	205,000.00	0.00	82,857.00	122,143.00

PATCHOGUE-MEDFORD UFSD

Appropriation Status Detail Report By Function From 7/1/2024 To 8/31/2024



Account	Description	Budget	Adjustments	Adj. Budget	Expensed	Encumbered	Available
1620	OPERATION OF PLANT	8,654,672.00	12,170.60	8,666,842.60	1,281,473.51	5,974,300.43	1,411,068.66
<u>A 1621.1600-90-000</u>	MAINTENANCE CONTRACT SALARIES	95,849.00	0.00	95,849.00	16,525.67	79,807.05	-483.72
<u>A 1621.1620-90-000</u>	MAINTENANCE CONTRACT SALARIES	1,157,922.00	0.00	1,157,922.00	191,239.40	921,861.40	44,821.20
<u>A 1621.1630-90-000</u>	MAINTENANCE SHIFT DIFFERENTIAL	15,000.00	0.00	15,000.00	1,139.81	0.00	13,860.19
<u>A 1621.1635-90-000</u>	MAINTENANCE ACTING DIFFERENTIAL	3,000.00	0.00	3,000.00	0.00	0.00	3,000.00
<u>A 1621.1650-90-000</u>	MAINTENANCE O/T	95,000.00	0.00	95,000.00	5,343.39	0.00	89,656.61
<u>A 1621.2000-90-000</u>	MAINTENANCE EQUIPMENT	127,000.00	0.00	127,000.00	6,217.82	0.00	120,782.18
<u>A 1621.4280-90-000</u>	ATHLETIC MAINTENANCE	185,000.00	0.00	185,000.00	6,560.33	66,133.66	112,306.01
<u>A 1621.4513-90-000</u>	GROUNDS SUPPLIES	13,500.00	0.00	13,500.00	0.00	1,500.00	12,000.00
<u>A 1621.4514-90-000</u>	MAINTENANCE SUPPLIES	260,000.00	0.00	260,000.00	22,017.28	219,465.62	18,517.10
<u>A 1621.4530-90-000</u>	OPER & MAINT VEHICLES	55,000.00	0.00	55,000.00	1,965.83	38,771.40	14,262.77
<u>A 1621.4550-90-000</u>	GASOLINE	47,000.00	0.00	47,000.00	-2,961.87	41,961.87	8,000.00
<u>A 1621.4660-90-000</u>	CONT BLDG RPRS-MAINT	285,000.00	57,828.75	342,828.75	15,434.31	171,127.02	156,267.42
<u>A 1621.4670-90-000</u>	BLDG EQUIP RPRS-MAINT	230,000.00	48,878.23	278,878.23	11,141.69	102,942.76	164,793.78
<u>A 1621.4680-90-000</u>	CONT GROUNDS-MAINTENANCE	246,000.00	0.00	246,000.00	3,325.00	157,815.00	84,860.00
<u>A 1621.4790-90-000</u>	CONTRACT SERVICES	795,000.00	41,977.55	836,977.55	71,204.67	614,745.45	151,027.43
1621	MAINTENANCE OF PLANT	3,610,271.00	148,684.53	3,758,955.53	349,153.33	2,416,131.23	993,670.97
<u>A 1622.1610-90-000</u>	NON-INSTRUCTIONAL GUARDS	2,531,160.00	0.00	2,531,160.00	211,248.26	0.00	2,319,911.74
<u>A 1622.1620-90-000</u>	SECURITY CONTRACT SALARY	55,157.00	0.00	55,157.00	9,758.97	46,843.03	-1,445.00
<u>A 1622.1810-90-000</u>	MONITOR AIDES	406,016.00	0.00	406,016.00	4,584.36	0.00	401,431.64
<u>A 1622.2000-90-000</u>	EQUIPMENT	30,000.00	0.00	30,000.00	0.00	15,477.85	14,522.15
<u>A 1622.4000-90-000</u>	EMERGENCY SECURITY EXPENSES	5,000.00	0.00	5,000.00	0.00	0.00	5,000.00
<u>A 1622.4500-90-000</u>	SECURITY SUPPLIES	46,829.00	8,400.00	55,229.00	16,737.77	10,613.22	27,878.01
<u>A 1622.4550-90-000</u>	SECURITY GASOLINE	8,844.00	0.00	8,844.00	1,619.57	7,224.43	0.00
<u>A 1622.4790-90-000</u>	CONTRACT SERVICES	63,000.00	0.00	63,000.00	59,519.45	1,370.00	2,110.55
<u>A 1622.4900-90-000</u>	BOCES SERVICES	227,424.00	0.00	227,424.00	0.00	137,532.00	89,892.00
1622	OPER-SECURITY	3,373,430.00	8,400.00	3,381,830.00	303,468.38	219,060.53	2,859,301.09
<u>A 1670.1600-90-000</u>	CENTRAL PRINTING SALARIES	91,600.00	0.00	91,600.00	15,544.49	74,613.51	1,442.00
<u>A 1670.2000-90-000</u>	EQUIPMENT	2,000.00	0.00	2,000.00	0.00	0.00	2,000.00
<u>A 1670.4500-90-000</u>	SUPPLIES & MATERIALS	114,000.00	0.00	114,000.00	8,748.80	21,445.10	83,806.10
<u>A 1670.4730-90-000</u>	POSTAGE	120,325.00	0.00	120,325.00	75.30	120,174.70	75.00
<u>A 1670.4790-90-000</u>	COMMERCIAL PRINTING	12,574.00	0.00	12,574.00	0.00	2,438.20	10,135.80
<u>A 1670.4791-90-000</u>	EQUIPMENT REPAIRS	1,000.00	0.00	1,000.00	0.00	0.00	1,000.00

PATCHOGUE-MEDFORD UFSD

Appropriation Status Detail Report By Function From 7/1/2024 To 8/31/2024



Account	Description		Budget	Adjustments	Adj. Budget	Expensed	Encumbered	Available
<u>A 1670.4793-90-000</u>	EQUIPMENT RENTAL		195,520.00	0.00	195,520.00	4,281.74	157,860.42	33,377.84
<u>A 1670.4900-90-000</u>	BOCES DATA PROC ADMIN TECH		161,281.00	0.00	161,281.00	0.00	137,363.48	23,917.52
1670	CENTRAL PRINTING AND MAILING	*	698,300.00	0.00	698,300.00	28,650.33	513,895.41	155,754.26
<u>A 1680.2000-90-000</u>	DATA PROCESSING EQUIPMENT		254,000.00	21,493.50	275,493.50	17,543.50	151,906.96	106,043.04
<u>A 1680.4500-90-000</u>	DATA PROCESSING SUPPLIES		105,350.00	5,915.40	111,265.40	2,564.12	16,027.77	92,673.51
<u>A 1680.4725-90-000</u>	DATA PROCESSING SOFTWARE		392,042.00	4,029.98	396,071.98	171,115.44	148,032.26	76,924.28
<u>A 1680.4790-90-000</u>	CONTRACT SERVICES		349,150.00	82,550.94	431,700.94	109,575.46	155,662.28	166,463.20
<u>A 1680.4900-90-000</u>	BOCES		783,901.00	0.00	783,901.00	0.00	779,595.01	4,305.99
1680	CENTRAL DATA PROCESSING	*	1,884,443.00	113,989.82	1,998,432.82	300,798.52	1,251,224.28	446,410.02
16		**	18,221,116.00	283,244.95	18,504,360.95	2,263,544.07	10,374,611.88	5,866,205.00
<u>A 1910.4001-90-000</u>	TREASURERS BOND		4,928.00	0.00	4,928.00	4,693.00	0.00	235.00
<u>A 1910.4002-90-000</u>	STUDENT ACCIDENT INSURANC		132,715.00	0.00	132,715.00	4,293.00	113,196.00	15,226.00
<u>A 1910.4005-90-000</u>	MULTIPERIL PROPERTY INS		927,438.00	122,080.00	1,049,518.00	1,049,518.00	0.00	0.00
<u>A 1910.4006-90-000</u>	CYBER INSURANCE		31,852.00	761.00	32,613.00	32,613.00	0.00	0.00
<u>A 1910.4008-90-000</u>	UMBRELLA INSURANCE		161,532.00	-6,717.00	154,815.00	154,815.00	0.00	0.00
<u>A 1910.4011-90-000</u>	SCHL BOARD LEGAL LIAB		97,355.00	19,549.00	116,904.00	116,949.00	0.00	-45.00
<u>A 1910.4240-90-000</u>	D/W VEHICLE INSURANCE		40,979.00	-1,130.00	39,849.00	39,849.00	0.00	0.00
1910	UNALLOC INSURANCE	*	1,396,799.00	134,543.00	1,531,342.00	1,402,730.00	113,196.00	15,416.00
<u>A 1920.4760-90-000</u>	MEMBERSHIPS		29,663.00	0.00	29,663.00	9,577.78	18,132.22	1,953.00
1920	ASSOCIATION DUES	*	29,663.00	0.00	29,663.00	9,577.78	18,132.22	1,953.00
<u>A 1930.4000-90-000</u>	JUDGEMENTS AND CLAIMS		1,000.00	0.00	1,000.00	0.00	0.00	1,000.00
1930	JUDGMENTS & CLAIMS	*	1,000.00	0.00	1,000.00	0.00	0.00	1,000.00
<u>A 1981.4900-90-000</u>	BOCES ADMIN CHARGE		1,255,239.00	0.00	1,255,239.00	0.00	1,255,239.00	0.00
1981	BOCES ADMIN CHG	*	1,255,239.00	0.00	1,255,239.00	0.00	1,255,239.00	0.00
19		**	2,682,701.00	134,543.00	2,817,244.00	1,412,307.78	1,386,567.22	18,369.00
1		***	24,263,392.00	424,981.00	24,688,373.00	4,143,293.37	14,403,232.72	6,141,846.91
<u>A 2010.1500-90-000</u>	ASST SUPT FOR INSTRUCTION		230,698.00	0.00	230,698.00	40,901.53	196,327.47	-6,531.00
<u>A 2010.1550-90-000</u>	TESTING/SCHEDULING/CURRIC WRITING		2,500.00	0.00	2,500.00	0.00	0.00	2,500.00
<u>A 2010.1620-90-000</u>	NONINSTRUCTIONAL SALARIES		122,358.00	0.00	122,358.00	20,867.27	100,162.73	1,328.00
<u>A 2010.1630-90-000</u>	PART TIME CLERICAL		500.00	0.00	500.00	0.00	0.00	500.00
<u>A 2010.4000-90-000</u>	CONTRACTUAL		5,000.00	0.00	5,000.00	0.00	0.00	5,000.00
<u>A 2010.4500-90-000</u>	SUPPLIES & MATERIALS		4,455.00	0.00	4,455.00	33.28	2,043.19	2,378.53
<u>A 2010.4750-90-000</u>	TRAVEL & CONFERENCE		6,975.00	0.00	6,975.00	0.00	0.00	6,975.00

PATCHOGUE-MEDFORD UFSD

Appropriation Status Detail Report By Function From 7/1/2024 To 8/31/2024



Account	Description	Budget	Adjustments	Adj. Budget	Expensed	Encumbered	Available
A 2010.4900-90-000	BOCES TESTING	215,573.00	0.00	215,573.00	0.00	185,616.84	29,956.16
A 2010.4922-90-000	BOCES CURRICULUM & ASSESSMENT SVC	8,205.00	0.00	8,205.00	0.00	8,159.00	46.00
2010	CURRIC DEV & SUPV	596,264.00	0.00	596,264.00	61,802.08	492,309.23	42,152.69
A 2020.1500-01-000	INSTRUCTIONAL SPVSN - PRIN	178,447.00	0.00	178,447.00	30,766.73	147,680.27	0.00
A 2020.1500-02-000	INSTRUCTIONAL SPVSN - PRIN	180,903.00	0.00	180,903.00	31,190.18	149,712.82	0.00
A 2020.1500-03-000	INSTRUCTIONAL SPVSN - PRIN	185,113.00	0.00	185,113.00	28,633.60	137,441.40	19,038.00
A 2020.1500-04-000	INSTRUCTIONAL SPVSN - PRIN	326,115.00	0.00	326,115.00	55,912.28	270,183.32	19.40
A 2020.1500-05-000	INSTRUCTIONAL SPVSN - PRIN	188,581.00	0.00	188,581.00	32,084.10	156,486.66	10.24
A 2020.1500-06-000	INSTRUCTIONAL SPVSN - PRIN	172,075.00	0.00	172,075.00	29,668.10	142,406.90	0.00
A 2020.1500-07-000	INSTRUCTIONAL SPVSN - PRIN	166,075.00	0.00	166,075.00	29,161.18	139,973.82	-3,060.00
A 2020.1500-26-000	INSTRUCTIONAL SPVSN - PRIN	340,589.00	0.00	340,589.00	57,798.14	277,430.86	5,360.00
A 2020.1500-27-000	INSTRUCTIONAL SPVSN - PRIN	334,223.00	0.00	334,223.00	59,114.94	285,407.23	-10,299.17
A 2020.1500-28-000	INSTRUCTIONAL SPVSN - PRIN	333,102.00	0.00	333,102.00	57,431.39	275,670.61	0.00
A 2020.1500-37-000	INSTRUCTIONAL SPVSN - PRIN	826,748.00	0.00	826,748.00	142,234.50	684,491.69	21.81
A 2020.1620-01-000	CLERICAL CONTRACT	104,148.00	0.00	104,148.00	17,870.32	85,777.68	500.00
A 2020.1620-02-000	CLERICAL CONTRACT	101,252.00	0.00	101,252.00	17,285.90	82,972.10	994.00
A 2020.1620-03-000	CLERICAL CONTRACT	103,324.00	0.00	103,324.00	17,849.48	85,677.52	-203.00
A 2020.1620-04-000	CLERICAL CONTRACT	104,675.00	0.00	104,675.00	17,870.31	86,305.86	498.83
A 2020.1620-05-000	CLERICAL CONTRACT	104,524.00	0.00	104,524.00	18,056.39	86,670.61	-203.00
A 2020.1620-06-000	CLERICAL CONTRACT	105,060.00	0.00	105,060.00	17,994.65	86,954.13	111.22
A 2020.1620-07-000	CLERICAL CONTRACT	103,398.00	0.00	103,398.00	17,741.03	85,156.97	500.00
A 2020.1620-26-000	CLERICAL CONTRACT	101,936.00	0.00	101,936.00	17,443.81	83,730.19	762.00
A 2020.1620-27-000	CLERICAL CONTRACT	105,598.00	0.00	105,598.00	13,232.15	42,974.87	49,390.98
A 2020.1620-28-000	CLERICAL CONTRACT	101,884.00	0.00	101,884.00	17,396.87	83,505.13	982.00
A 2020.1620-37-000	CLERICAL CONTRACT	442,078.00	0.00	442,078.00	74,328.15	364,924.22	2,825.63
A 2020.1620-90-000	CLERICAL CONTRACT	0.00	0.00	0.00	0.00	827.59	-827.59
A 2020.1860-01-000	PART TIME CLERICAL	19,237.00	0.00	19,237.00	2,678.48	0.00	16,558.52
A 2020.1860-02-000	PART TIME CLERICAL	2,500.00	0.00	2,500.00	0.00	0.00	2,500.00
A 2020.1860-03-000	PART TIME CLERICAL	19,237.00	0.00	19,237.00	2,589.58	0.00	16,647.42
A 2020.1860-04-000	PART TIME CLERICAL	20,202.00	0.00	20,202.00	2,800.48	0.00	17,401.52
A 2020.1860-05-000	PART TIME CLERICAL	20,202.00	0.00	20,202.00	2,681.66	0.00	17,520.34
A 2020.1860-06-000	PART TIME CLERICAL	2,500.00	0.00	2,500.00	0.00	0.00	2,500.00
A 2020.1860-07-000	PART TIME CLERICAL	19,237.00	0.00	19,237.00	2,515.59	0.00	16,721.41

PATCHOGUE-MEDFORD UFSD

Appropriation Status Detail Report By Function From 7/1/2024 To 8/31/2024



Account	Description	Budget	Adjustments	Adj. Budget	Expensed	Encumbered	Available
A 2020.1860-26-000	PART TIME CLERICAL	2,500.00	0.00	2,500.00	0.00	0.00	2,500.00
A 2020.1860-27-000	PART TIME CLERICAL	2,500.00	0.00	2,500.00	976.00	0.00	1,524.00
A 2020.1860-28-000	PART TIME CLERICAL	2,500.00	0.00	2,500.00	144.00	0.00	2,356.00
A 2020.1860-37-000	PART TIME CLERICAL	137,243.00	0.00	137,243.00	6,653.98	0.00	130,589.02
A 2020.1860-90-000	PART TIME CLERICAL	0.00	0.00	0.00	0.00	0.00	0.00
A 2020.2000-04-000	EQUIPMENT - EAGLE	5,950.00	0.00	5,950.00	0.00	0.00	5,950.00
A 2020.4500-01-000	SUPPLIES - BARTON	6,818.00	0.00	6,818.00	2,861.56	508.74	3,447.70
A 2020.4500-02-000	SUPPLIES - BAY	4,600.00	0.00	4,600.00	0.00	489.63	4,110.37
A 2020.4500-03-000	SUPPLIES - CANAAN	10,000.00	0.00	10,000.00	0.00	1,808.11	8,191.89
A 2020.4500-04-000	SUPPLIES - EAGLE	12,877.00	3,000.00	15,877.00	2,128.26	8,364.53	5,384.21
A 2020.4500-05-000	SUPPLIES - MEDFORD	14,126.00	0.00	14,126.00	1,246.29	6,421.40	6,458.31
A 2020.4500-06-000	SUPPLIES - RIVER	4,000.00	0.00	4,000.00	0.00	0.00	4,000.00
A 2020.4500-07-000	SUPPLIES - TREMONT	14,143.00	0.00	14,143.00	10,897.77	2,430.48	814.75
A 2020.4500-26-000	SUPPLIES - OREGON	4,506.00	0.00	4,506.00	534.62	428.10	3,543.28
A 2020.4500-27-000	SUPPLIES - SAXTON	5,234.00	0.00	5,234.00	3,494.55	1,728.19	11.26
A 2020.4500-28-000	SUPPLIES - S. OCEAN	10,000.00	0.00	10,000.00	4,247.34	644.48	5,108.18
A 2020.4500-37-000	SUPPLIES - HIGH SCHOOL	8,524.00	0.00	8,524.00	0.00	0.00	8,524.00
A 2020.4750-01-000	TRAVEL & CONFERENCE - BARTON	350.00	-175.00	175.00	0.00	0.00	175.00
A 2020.4750-02-000	TRAVEL & CONFERENCE - BAY	1,000.00	0.00	1,000.00	0.00	0.00	1,000.00
A 2020.4750-05-000	TRAVEL & CONFERENCE - MEDFORD	1,000.00	0.00	1,000.00	0.00	0.00	1,000.00
A 2020.4750-06-000	TRAVEL & CONFERENCE - RIVER	500.00	0.00	500.00	0.00	0.00	500.00
A 2020.4750-07-000	TRAVEL & CONFERENCE - TREMONT	800.00	0.00	800.00	0.00	0.00	800.00
A 2020.4750-26-000	TRAVEL & CONFERENCE - OREGON	1,000.00	0.00	1,000.00	0.00	0.00	1,000.00
A 2020.4750-27-000	TRAVEL & CONFERENCE - SAXTON	1,000.00	0.00	1,000.00	0.00	0.00	1,000.00
A 2020.4750-28-000	TRAVEL & CONFERENCE - S. OCEAN	850.00	0.00	850.00	0.00	0.00	850.00
A 2020.4750-37-000	TRAVEL & CONFERENCE - HIGH SCHOOL	2,900.00	0.00	2,900.00	0.00	0.00	2,900.00
2020	SUPERVISION - REGULAR SCHOOL *	5,067,884.00	2,825.00	5,070,709.00	847,514.36	3,865,186.11	358,008.53
A 2021.1500-90-000	DIRECTORS SALARIES	1,930,911.00	0.00	1,930,911.00	360,519.19	1,721,230.27	-150,838.46
A 2021.1550-90-000	MENTORS	0.00	0.00	0.00	5,219.20	0.00	-5,219.20
A 2021.1620-90-000	CLERICAL CONTRACT	618,530.00	0.00	618,530.00	88,054.92	419,199.25	111,275.83
A 2021.1630-90-000	PART TIME CLERICAL	58,676.00	0.00	58,676.00	0.00	0.00	58,676.00
A 2021.4500-90-ART	SUPPLIES & MATERIALS - ART, MUSIC, CULTURAL ARTS OFFICE	721.00	0.00	721.00	140.55	81.84	498.61
A 2021.4500-90-ATH	SUPPLIES & MATERIALS - ATHLETICS	721.00	0.00	721.00	0.00	132.16	588.84

PATCHOGUE-MEDFORD UFSD

Appropriation Status Detail Report By Function From 7/1/2024 To 8/31/2024



Account	Description	Budget	Adjustments	Adj. Budget	Expensed	Encumbered	Available
	OFFICE						
<u>A 2021.4500-90-CTE</u>	SUPPLIES & MATERIALS - CTE OFFICE	721.00	0.00	721.00	0.00	603.72	117.28
<u>A 2021.4500-90-DUA</u>	SUPPLIES & MATERIALS - DUAL LANGUAGE OFFICE	721.00	0.00	721.00	54.01	0.00	666.99
<u>A 2021.4500-90-EHU</u>	SUPPLIES & MATERIALS - ELEMENTARY HUMANITIES OFFICE	721.00	0.00	721.00	0.00	0.00	721.00
<u>A 2021.4500-90-ENL</u>	SUPPLIES & MATERIALS - ELEMENTARY ENL OFFICE	721.00	0.00	721.00	275.27	0.00	445.73
<u>A 2021.4500-90-EST</u>	SUPPLIES & MATERIALS - ELEMENTARY STEM OFFICE	721.00	0.00	721.00	0.00	556.84	164.16
<u>A 2021.4500-90-GUI</u>	SUPPLIES & MATERIALS - GUIDANCE OFFICE	721.00	0.00	721.00	0.00	0.00	721.00
<u>A 2021.4500-90-LIB</u>	SUPPLIES & MATERIALS - LIBRARY OFFICE	721.00	0.00	721.00	0.00	0.00	721.00
<u>A 2021.4500-90-LOT</u>	SUPPLIES & MATERIALS - SECONDARY ENL, LOTE OFFICE	721.00	0.00	721.00	181.86	0.00	539.14
<u>A 2021.4500-90-RDG</u>	SUPPLIES & MATERIALS - READING K-12 OFFICE	721.00	0.00	721.00	0.00	0.00	721.00
<u>A 2021.4500-90-SEL</u>	SUPPLIES & MATERIALS - SOCIAL EMOTIONAL LEARNING OFFICE	721.00	0.00	721.00	0.00	0.00	721.00
<u>A 2021.4500-90-SHU</u>	SUPPLIES & MATERIALS - SECONDARY HUMANITIES OFFICE	721.00	0.00	721.00	0.00	0.00	721.00
<u>A 2021.4500-90-SST</u>	SUPPLIES & MATERIALS - SECONDARY STEM OFFICE	721.00	0.00	721.00	0.00	0.00	721.00
<u>A 2021.4750-90-000</u>	TRAVEL & CONFERENCE	1,995.00	0.00	1,995.00	0.00	199.00	1,796.00
2021	INSTR SUPV-OTHER *	2,620,206.00	0.00	2,620,206.00	454,445.00	2,142,003.08	23,757.92
<u>A 2060.4500-90-000</u>	SUPPLIES & MATERIALS	240.00	0.00	240.00	0.00	0.00	240.00
2060	RESEARCH, PLANNING AND EVALUATION *	240.00	0.00	240.00	0.00	0.00	240.00
20	**	8,284,594.00	2,825.00	8,287,419.00	1,363,761.44	6,499,498.42	424,159.14
<u>A 2110.1120-01-000</u>	TEACHERS SALARIES K-3	1,782,596.00	0.00	1,782,596.00	0.00	0.00	1,782,596.00
<u>A 2110.1120-02-000</u>	TEACHERS SALARIES K-3	1,289,102.00	0.00	1,289,102.00	0.00	0.00	1,289,102.00
<u>A 2110.1120-03-000</u>	TEACHERS SALARIES K-3	1,899,219.00	0.00	1,899,219.00	1,991.06	0.00	1,897,227.94
<u>A 2110.1120-04-000</u>	TEACHERS SALARIES K-3	1,816,993.00	0.00	1,816,993.00	235.30	0.00	1,816,757.70
<u>A 2110.1120-05-000</u>	TEACHERS SALARIES K-3	1,161,736.00	0.00	1,161,736.00	0.00	0.00	1,161,736.00
<u>A 2110.1120-06-000</u>	TEACHERS SALARIES K-3	979,449.00	0.00	979,449.00	0.00	0.00	979,449.00
<u>A 2110.1120-07-000</u>	TEACHERS SALARIES K-3	1,700,324.00	0.00	1,700,324.00	0.00	0.00	1,700,324.00
<u>A 2110.1200-01-000</u>	TEACHERS SALARIES 4-5	978,532.00	0.00	978,532.00	0.00	0.00	978,532.00
<u>A 2110.1200-02-000</u>	TEACHERS SALARIES 4-5	722,450.00	0.00	722,450.00	0.00	0.00	722,450.00

PATCHOGUE-MEDFORD UFSD

Appropriation Status Detail Report By Function From 7/1/2024 To 8/31/2024



Account	Description	Budget	Adjustments	Adj. Budget	Expensed	Encumbered	Available
A 2110.1200-03-000	TEACHERS SALARIES 4-5	807,895.00	0.00	807,895.00	0.00	0.00	807,895.00
A 2110.1200-04-000	TEACHERS SALARIES 4-5	852,527.00	0.00	852,527.00	0.00	0.00	852,527.00
A 2110.1200-05-000	TEACHERS SALARIES 4-5	720,332.00	0.00	720,332.00	0.00	0.00	720,332.00
A 2110.1200-06-000	TEACHERS SALARIES 4-5	577,487.00	0.00	577,487.00	0.00	0.00	577,487.00
A 2110.1200-07-000	TEACHERS SALARIES 4-5	701,987.00	0.00	701,987.00	152.58	0.00	701,834.42
A 2110.1200-90-000	TEACHERS SALARIES 4-5	394,361.00	0.00	394,361.00	2,491.20	0.00	391,869.80
A 2110.1210-01-000	TEACHERS SALARIES - ELEM SPECIALS	1,235,402.00	0.00	1,235,402.00	0.00	0.00	1,235,402.00
A 2110.1210-02-000	TEACHERS SALARIES - ELEM SPECIALS	1,121,926.00	0.00	1,121,926.00	0.00	0.00	1,121,926.00
A 2110.1210-03-000	TEACHERS SALARIES - ELEM SPECIALS	1,447,182.00	0.00	1,447,182.00	0.00	0.00	1,447,182.00
A 2110.1210-04-000	TEACHERS SALARIES - ELEM SPECIALS	1,277,716.00	0.00	1,277,716.00	502.82	0.00	1,277,213.18
A 2110.1210-05-000	TEACHERS SALARIES - ELEM SPECIALS	1,731,620.00	0.00	1,731,620.00	0.00	0.00	1,731,620.00
A 2110.1210-06-000	TEACHERS SALARIES - ELEM SPECIALS	1,296,765.00	0.00	1,296,765.00	1,067.65	0.00	1,295,697.35
A 2110.1210-07-000	TEACHERS SALARIES - ELEM SPECIALS	1,456,574.00	0.00	1,456,574.00	0.00	0.00	1,456,574.00
A 2110.1220-26-000	GRADE 6 IN MIDDLE SCH	1,349,604.00	0.00	1,349,604.00	0.00	0.00	1,349,604.00
A 2110.1220-27-000	GRADE 6 IN MIDDLE SCH	1,006,645.00	0.00	1,006,645.00	0.00	0.00	1,006,645.00
A 2110.1220-28-000	GRADE 6 IN MIDDLE SCH	938,512.00	0.00	938,512.00	0.00	0.00	938,512.00
A 2110.1240-02-000	TEACHERS SALARIES - COMMON PLANNING - BAY	12,960.00	0.00	12,960.00	0.00	0.00	12,960.00
A 2110.1240-03-000	TEACHERS SALARIES - COMMON PLANNING - CANAAN	12,960.00	0.00	12,960.00	0.00	0.00	12,960.00
A 2110.1240-04-000	TEACHERS SALARIES - COMMON PLANNING - EAGLE	12,960.00	0.00	12,960.00	0.00	0.00	12,960.00
A 2110.1240-05-000	TEACHERS SALARIES - COMMON PLANNING - MEDFORD	12,960.00	0.00	12,960.00	0.00	0.00	12,960.00
A 2110.1240-26-000	TEACHERS SALARIES - COMMON PLANNING - OREGON	2,160.00	0.00	2,160.00	0.00	0.00	2,160.00
A 2110.1240-28-000	TEACHERS SALARIES - COMMON PLANNING - SOUTH OCEAN	3,240.00	0.00	3,240.00	0.00	0.00	3,240.00
A 2110.1245-01-000	TEACHERS SALARIES - DUAL CERTIFICATION - BARTON	1,032.00	0.00	1,032.00	0.00	0.00	1,032.00
A 2110.1245-02-000	TEACHERS SALARIES - DUAL CERTIFICATION - BAY	2,064.00	0.00	2,064.00	0.00	0.00	2,064.00
A 2110.1245-03-000	TEACHERS SALARIES - DUAL CERTIFICATION - CANAAN	2,752.00	0.00	2,752.00	0.00	0.00	2,752.00
A 2110.1245-04-000	TEACHERS SALARIES - DUAL CERTIFICATION - EAGLE	2,064.00	0.00	2,064.00	0.00	0.00	2,064.00
A 2110.1245-05-000	TEACHERS SALARIES - DUAL	3,784.00	0.00	3,784.00	0.00	0.00	3,784.00

PATCHOGUE-MEDFORD UFSD

Appropriation Status Detail Report By Function From 7/1/2024 To 8/31/2024



Account	Description	Budget	Adjustments	Adj. Budget	Expensed	Encumbered	Available
	CERTIFICATION - MEDFORD						
<u>A 2110.1245-06-000</u>	TEACHERS SALARIES - DUAL CERTIFICATION - RIVER	1,376.00	0.00	1,376.00	0.00	0.00	1,376.00
<u>A 2110.1245-07-000</u>	TEACHERS SALARIES - DUAL CERTIFICATION - TREMONT	688.00	0.00	688.00	0.00	0.00	688.00
<u>A 2110.1245-26-000</u>	TEACHERS SALARIES - DUAL CERTIFICATION - OREGON	2,064.00	0.00	2,064.00	0.00	0.00	2,064.00
<u>A 2110.1245-27-000</u>	TEACHERS SALARIES - DUAL CERTIFICATION - SAXTON	2,064.00	0.00	2,064.00	0.00	0.00	2,064.00
<u>A 2110.1245-28-000</u>	TEACHERS SALARIES - DUAL CERTIFICATION - SOUTH OCEAN	2,408.00	0.00	2,408.00	0.00	0.00	2,408.00
<u>A 2110.1245-37-000</u>	TEACHERS SALARIES - DUAL CERTIFICATION - HIGH SCHOOL	4,128.00	0.00	4,128.00	0.00	0.00	4,128.00
<u>A 2110.1300-26-000</u>	TEACHERS SALARIES-7-12	3,203,633.00	0.00	3,203,633.00	3,260.25	0.00	3,200,372.75
<u>A 2110.1300-27-000</u>	TEACHERS SALARIES-7-12	3,165,212.00	0.00	3,165,212.00	0.00	0.00	3,165,212.00
<u>A 2110.1300-28-000</u>	TEACHERS SALARIES-7-12	3,270,396.00	0.00	3,270,396.00	1,358.33	0.00	3,269,037.67
<u>A 2110.1300-37-000</u>	TEACHERS SALARIES-7-12	17,866,024.00	0.00	17,866,024.00	8,671.95	0.00	17,857,352.05
<u>A 2110.1300-90-000</u>	TEACHERS SALARIES-7-12	1,115,975.00	0.00	1,115,975.00	1,062.30	0.00	1,114,912.70
<u>A 2110.1350-90-000</u>	TEACHING ASSISTANTS - NON SPECIAL ED	403,017.00	0.00	403,017.00	0.00	0.00	403,017.00
<u>A 2110.1400-90-000</u>	SUBSTITUTE SALARIES	1,150,255.00	0.00	1,150,255.00	-26.30	0.00	1,150,281.30
<u>A 2110.1402-01-000</u>	CLASSROOM SUPERVISION	10,000.00	0.00	10,000.00	0.00	0.00	10,000.00
<u>A 2110.1402-02-000</u>	CLASSROOM SUPERVISION	10,000.00	0.00	10,000.00	0.00	0.00	10,000.00
<u>A 2110.1402-03-000</u>	CLASSROOM SUPERVISION	10,000.00	0.00	10,000.00	0.00	0.00	10,000.00
<u>A 2110.1402-04-000</u>	CLASSROOM SUPERVISION	10,000.00	0.00	10,000.00	0.00	0.00	10,000.00
<u>A 2110.1402-05-000</u>	CLASSROOM SUPERVISION	15,000.00	0.00	15,000.00	0.00	0.00	15,000.00
<u>A 2110.1402-06-000</u>	CLASSROOM SUPERVISION	10,000.00	0.00	10,000.00	0.00	0.00	10,000.00
<u>A 2110.1402-07-000</u>	CLASSROOM SUPERVISION	15,000.00	0.00	15,000.00	0.00	0.00	15,000.00
<u>A 2110.1402-26-000</u>	CLASSROOM SUPERVISION	30,000.00	0.00	30,000.00	0.00	0.00	30,000.00
<u>A 2110.1402-27-000</u>	CLASSROOM SUPERVISION	30,000.00	0.00	30,000.00	0.00	0.00	30,000.00
<u>A 2110.1402-28-000</u>	CLASSROOM SUPERVISION	30,000.00	0.00	30,000.00	0.00	0.00	30,000.00
<u>A 2110.1402-37-000</u>	CLASSROOM SUPERVISION	150,000.00	0.00	150,000.00	0.00	0.00	150,000.00
<u>A 2110.1490-90-000</u>	DISTRICTWIDE STAFF DVLPMNT-PAYROLL	0.00	0.00	0.00	8,092.50	0.00	-8,092.50
<u>A 2110.1545-01-000</u>	MATH AIS - BARTON	133,684.00	0.00	133,684.00	0.00	0.00	133,684.00
<u>A 2110.1545-02-000</u>	MATH AIS - BAY	111,526.00	0.00	111,526.00	0.00	0.00	111,526.00
<u>A 2110.1545-03-000</u>	MATH AIS - CANAAN	129,162.00	0.00	129,162.00	0.00	0.00	129,162.00

PATCHOGUE-MEDFORD UFSD

Appropriation Status Detail Report By Function From 7/1/2024 To 8/31/2024



Account	Description	Budget	Adjustments	Adj. Budget	Expensed	Encumbered	Available
A 2110.1545-04-000	MATH AIS - EAGLE	270,250.00	0.00	270,250.00	0.00	0.00	270,250.00
A 2110.1545-05-000	MATH AIS - MEDFORD	249,269.00	0.00	249,269.00	0.00	0.00	249,269.00
A 2110.1545-06-000	MATH AIS - RIVER	147,481.00	0.00	147,481.00	0.00	0.00	147,481.00
A 2110.1545-07-000	MATH AIS - TREMONT	136,404.00	0.00	136,404.00	0.00	0.00	136,404.00
A 2110.1545-90-000	HOME TEACHING - ELEMENTARY	15,750.00	0.00	15,750.00	354.00	0.00	15,396.00
A 2110.1553-90-000	DIFFERENTIALS HORIZ. MOVE, LONG	180,000.00	0.00	180,000.00	0.00	0.00	180,000.00
A 2110.1555-90-000	HOME TEACHING - SECONDARY	136,500.00	0.00	136,500.00	174.00	0.00	136,326.00
A 2110.1560-01-000	LUNCH ROOM SUPERVISION	57,200.00	0.00	57,200.00	0.00	0.00	57,200.00
A 2110.1560-02-000	LUNCH ROOM SUPERVISION	51,100.00	0.00	51,100.00	0.00	0.00	51,100.00
A 2110.1560-03-000	LUNCH ROOM SUPERVISION	44,800.00	0.00	44,800.00	0.00	0.00	44,800.00
A 2110.1560-04-000	LUNCH ROOM SUPERVISION	57,100.00	0.00	57,100.00	0.00	0.00	57,100.00
A 2110.1560-05-000	LUNCH ROOM SUPERVISION	57,400.00	0.00	57,400.00	0.00	0.00	57,400.00
A 2110.1560-06-000	LUNCH ROOM SUPERVISION	57,700.00	0.00	57,700.00	0.00	0.00	57,700.00
A 2110.1560-07-000	LUNCH ROOM SUPERVISION	48,700.00	0.00	48,700.00	0.00	0.00	48,700.00
A 2110.1560-26-000	LUNCH ROOM SUPERVISION	62,600.00	0.00	62,600.00	0.00	0.00	62,600.00
A 2110.1560-27-000	LUNCH ROOM SUPERVISION	62,600.00	0.00	62,600.00	0.00	0.00	62,600.00
A 2110.1560-28-000	LUNCH ROOM SUPERVISION	61,800.00	0.00	61,800.00	0.00	0.00	61,800.00
A 2110.1560-37-000	LUNCH ROOM SUPERVISION	110,500.00	0.00	110,500.00	0.00	0.00	110,500.00
A 2110.1620-37-000	NONINSTRUCTIONAL CLERICAL	65,872.00	0.00	65,872.00	11,300.54	54,242.46	329.00
A 2110.1660-02-000	LUNCH ROOM MONITORS - BAY	32,112.00	0.00	32,112.00	0.00	0.00	32,112.00
A 2110.1660-03-000	LUNCH ROOM MONITORS - CANAAN	20,712.00	0.00	20,712.00	0.00	0.00	20,712.00
A 2110.1660-04-000	LUNCH ROOM MONITORS - EAGLE	31,590.00	0.00	31,590.00	0.00	0.00	31,590.00
A 2110.1660-05-000	LUNCH ROOM MONITORS - MEDFORD	21,756.00	0.00	21,756.00	0.00	0.00	21,756.00
A 2110.1660-28-000	LUNCH ROOM MONITORS - SOUTH OCEAN	10,356.00	0.00	10,356.00	0.00	0.00	10,356.00
A 2110.1660-90-000	AIDES	35,990.00	0.00	35,990.00	552.93	0.00	35,437.07
A 2110.1800-90-000	TEACHER AIDES KDG	320,682.00	0.00	320,682.00	0.00	0.00	320,682.00
A 2110.1860-90-000	BILINGUAL AIDES	26,364.00	0.00	26,364.00	155.09	0.00	26,208.91
A 2110.1862-90-000	SCIENCE AIDES	202,986.00	0.00	202,986.00	0.00	0.00	202,986.00
A 2110.1863-26-000	LAVATORY AIDES - OREGON	55,232.00	0.00	55,232.00	0.00	0.00	55,232.00
A 2110.1863-27-000	LAVATORY AIDES - SAXTON	55,232.00	0.00	55,232.00	0.00	0.00	55,232.00
A 2110.1863-28-000	LAVATORY AIDES - SOUTH OCEAN	55,928.00	0.00	55,928.00	0.00	0.00	55,928.00
A 2110.1863-90-000	LAVATORY AIDES - HIGH SCHOOL	339,435.00	0.00	339,435.00	-2,155.09	155.09	341,435.00
A 2110.2000-01-000	EQUIPMENT - BARTON	2,000.00	0.00	2,000.00	0.00	0.00	2,000.00

PATCHOGUE-MEDFORD UFSD

Appropriation Status Detail Report By Function From 7/1/2024 To 8/31/2024



Account	Description	Budget	Adjustments	Adj. Budget	Expensed	Encumbered	Available
<u>A 2110.2000-06-000</u>	EQUIPMENT - RIVER	2,400.00	0.00	2,400.00	0.00	0.00	2,400.00
<u>A 2110.2000-27-000</u>	EQUIPMENT - SAXTON	6,925.00	-4,700.00	2,225.00	0.00	0.00	2,225.00
<u>A 2110.2000-37-000</u>	EQUIPMENT - HIGH SCHOOL	5,000.00	0.00	5,000.00	0.00	2,066.80	2,933.20
<u>A 2110.2001-90-000</u>	SUPERINTENDENT INITIATIVES - EQUIPMENT	5,000.00	0.00	5,000.00	0.00	0.00	5,000.00
<u>A 2110.4000-01-000</u>	CONTRACTUAL - BARTON	25,782.00	0.00	25,782.00	0.00	0.00	25,782.00
<u>A 2110.4000-02-000</u>	CONTRACTUAL - BAY	25,782.00	0.00	25,782.00	0.00	0.00	25,782.00
<u>A 2110.4000-03-000</u>	CONTRACTUAL - CANAAN	29,805.00	0.00	29,805.00	0.00	0.00	29,805.00
<u>A 2110.4000-04-000</u>	CONTRACTUAL - EAGLE	29,805.00	0.00	29,805.00	0.00	0.00	29,805.00
<u>A 2110.4000-05-000</u>	CONTRACTUAL - MEDFORD	25,782.00	0.00	25,782.00	0.00	0.00	25,782.00
<u>A 2110.4000-06-000</u>	CONTRACTUAL - RIVER	18,574.00	0.00	18,574.00	0.00	0.00	18,574.00
<u>A 2110.4000-07-000</u>	CONTRACTUAL - TREMONT	25,782.00	0.00	25,782.00	0.00	0.00	25,782.00
<u>A 2110.4000-26-000</u>	CONTRACTUAL - OREGON	29,805.00	0.00	29,805.00	0.00	0.00	29,805.00
<u>A 2110.4000-27-000</u>	CONTRACTUAL - SAXTON	25,782.00	0.00	25,782.00	0.00	0.00	25,782.00
<u>A 2110.4000-28-000</u>	CONTRACTUAL - SOUTH OCEAN	29,805.00	0.00	29,805.00	0.00	0.00	29,805.00
<u>A 2110.4000-90-000</u>	CONTRACTUAL	782,640.00	-19,000.00	763,640.00	0.00	167,250.00	596,390.00
<u>A 2110.4001-90-000</u>	SUPERINTENDENT INITIATIVES - CONTRACTUAL SERVICES	82,500.00	0.00	82,500.00	261.27	1,000.00	81,238.73
<u>A 2110.4140-90-000</u>	TRAVEL IN DISTRICT	5,500.00	0.00	5,500.00	0.00	550.00	4,950.00
<u>A 2110.4301-90-000</u>	TUTORING SERVICES	170,000.00	0.00	170,000.00	0.00	0.00	170,000.00
<u>A 2110.4490-90-000</u>	DISTRICT WIDE STAFF DEVELOPMENT	6,000.00	0.00	6,000.00	0.00	0.00	6,000.00
<u>A 2110.4500-01-000</u>	SUPPLIES - BARTON	15,184.00	0.00	15,184.00	441.99	2,624.48	12,117.53
<u>A 2110.4500-01-TCH</u>	TEACHERS SUPPLIES - BARTON	5,500.00	0.00	5,500.00	0.00	5,500.00	0.00
<u>A 2110.4500-02-000</u>	SUPPLIES - BAY	8,000.00	0.00	8,000.00	981.01	2,763.08	4,255.91
<u>A 2110.4500-02-TCH</u>	TEACHERS SUPPLIES - BAY	4,000.00	0.00	4,000.00	0.00	4,000.00	0.00
<u>A 2110.4500-03-000</u>	SUPPLIES - CANAAN	23,342.00	-500.00	22,842.00	0.00	100.00	22,742.00
<u>A 2110.4500-03-TCH</u>	TEACHERS SUPPLIES - CANAAN	5,700.00	0.00	5,700.00	0.00	5,700.00	0.00
<u>A 2110.4500-04-TCH</u>	TEACHERS SUPPLIES - EAGLE	5,900.00	0.00	5,900.00	0.00	5,900.00	0.00
<u>A 2110.4500-05-000</u>	SUPPLIES - MEDFORD	9,100.00	0.00	9,100.00	3,411.79	100.00	5,588.21
<u>A 2110.4500-05-TCH</u>	TEACHERS SUPPLIES - MEDFORD	5,000.00	0.00	5,000.00	0.00	5,000.00	0.00
<u>A 2110.4500-06-000</u>	SUPPLIES - RIVER	8,460.00	0.00	8,460.00	2,106.36	4,298.03	2,055.61
<u>A 2110.4500-06-TCH</u>	TEACHERS SUPPLIES - RIVER	4,000.00	0.00	4,000.00	0.00	4,000.00	0.00
<u>A 2110.4500-07-000</u>	SUPPLIES - TREMONT	8,000.00	0.00	8,000.00	235.19	100.00	7,664.81
<u>A 2110.4500-07-TCH</u>	TEACHERS SUPPLIES - TREMONT	5,200.00	0.00	5,200.00	0.00	5,200.00	0.00

PATCHOGUE-MEDFORD UFSD

Appropriation Status Detail Report By Function From 7/1/2024 To 8/31/2024



Account	Description	Budget	Adjustments	Adj. Budget	Expensed	Encumbered	Available
<u>A 2110.4500-26-000</u>	SUPPLIES - OREGON	18,984.00	0.00	18,984.00	38.99	4,268.99	14,676.02
<u>A 2110.4500-26-TCH</u>	TEACHERS SUPPLIES - OREGON	6,500.00	0.00	6,500.00	0.00	6,500.00	0.00
<u>A 2110.4500-27-000</u>	SUPPLIES - SAXTON	6,531.00	4,700.00	11,231.00	2,746.13	8,374.55	110.32
<u>A 2110.4500-27-TCH</u>	TEACHERS SUPPLIES - SAXTON	7,000.00	0.00	7,000.00	0.00	7,000.00	0.00
<u>A 2110.4500-28-000</u>	SUPPLIES - S. OCEAN	10,000.00	0.00	10,000.00	1,725.51	100.00	8,174.49
<u>A 2110.4500-28-TCH</u>	TEACHERS SUPPLIES - SOUTH OCEAN	6,500.00	0.00	6,500.00	0.00	6,500.00	0.00
<u>A 2110.4500-37-000</u>	SUPPLIES - HIGH SCHOOL	51,777.00	0.00	51,777.00	20,175.31	2,160.17	29,441.52
<u>A 2110.4500-37-TCH</u>	TEACHERS SUPPLIES - HIGH SCHOOL	23,200.00	0.00	23,200.00	0.00	23,200.00	0.00
<u>A 2110.4500-90-000</u>	SUPPLIES	111,300.00	11,418.05	122,718.05	264.58	30,198.95	92,254.52
<u>A 2110.4501-90-000</u>	SUPERINTENDENT INITIATIVES - SUPPLIES AND MATERIALS	5,000.00	0.00	5,000.00	143.57	500.00	4,356.43
<u>A 2110.4700-90-000</u>	FOSTER CHILD TUITION	300,000.00	0.00	300,000.00	0.00	0.00	300,000.00
<u>A 2110.4701-90-000</u>	CHARTER SCHOOL	288,468.00	117,157.00	405,625.00	45,971.00	343,429.00	16,225.00
<u>A 2110.4750-01-000</u>	TRAVEL & CONFERENCE - BARTON	150.00	0.00	150.00	0.00	0.00	150.00
<u>A 2110.4750-02-000</u>	TRAVEL & CONFERENCE - BAY	1,000.00	0.00	1,000.00	0.00	0.00	1,000.00
<u>A 2110.4750-04-000</u>	TRAVEL & CONFERENCE - EAGLE	500.00	0.00	500.00	0.00	0.00	500.00
<u>A 2110.4750-06-000</u>	TRAVEL & CONFERENCE - RIVER	500.00	0.00	500.00	0.00	0.00	500.00
<u>A 2110.4750-07-000</u>	TRAVEL & CONFERENCE - TREMONT	400.00	0.00	400.00	0.00	0.00	400.00
<u>A 2110.4750-26-000</u>	TRAVEL & CONFERENCE - OREGON	800.00	-325.00	475.00	0.00	0.00	475.00
<u>A 2110.4751-90-000</u>	SUPERINTENDENT INITIATIVES - TRAVEL OTHER	5,000.00	0.00	5,000.00	0.00	0.00	5,000.00
<u>A 2110.4900-01-000</u>	BOCES - BARTON	500.00	175.00	675.00	0.00	675.00	0.00
<u>A 2110.4900-02-000</u>	BOCES - BAY	1,000.00	0.00	1,000.00	0.00	0.00	1,000.00
<u>A 2110.4900-03-000</u>	BOCES - CANAAN	0.00	500.00	500.00	0.00	0.00	500.00
<u>A 2110.4900-05-000</u>	BOCES - MEDFORD	1,000.00	0.00	1,000.00	0.00	0.00	1,000.00
<u>A 2110.4900-06-000</u>	BOCES - RIVER	500.00	0.00	500.00	0.00	0.00	500.00
<u>A 2110.4900-07-000</u>	BOCES - TREMONT	800.00	0.00	800.00	0.00	0.00	800.00
<u>A 2110.4900-26-000</u>	BOCES - OREGON	0.00	325.00	325.00	0.00	325.00	0.00
<u>A 2110.4900-27-000</u>	BOCES - SAXTON	600.00	0.00	600.00	0.00	325.00	275.00
<u>A 2110.4900-28-000</u>	BOCES - S. OCEAN	1,000.00	0.00	1,000.00	0.00	155.00	845.00
<u>A 2110.4900-90-000</u>	BOCES PAROCHIAL TEXTS	66,162.00	0.00	66,162.00	0.00	64,715.22	1,446.78
<u>A 2110.4901-90-000</u>	BOCES TUTORING SERVICES	36,000.00	0.00	36,000.00	0.00	11,500.00	24,500.00
<u>A 2110.4913-90-000</u>	BOCES CULTURAL ARTS	377,419.00	0.00	377,419.00	0.00	146,250.00	231,169.00
<u>A 2110.4915-90-000</u>	BOCES - STAFF DEVELOPMENT	24,700.00	0.00	24,700.00	0.00	10,691.00	14,009.00

PATCHOGUE-MEDFORD UFSD

Appropriation Status Detail Report By Function From 7/1/2024 To 8/31/2024



Account	Description	Budget	Adjustments	Adj. Budget	Expensed	Encumbered	Available
<u>A 2110.5010-37-000</u>	HIGH SCHOOL - GRADUATION	17,723.00	0.00	17,723.00	0.00	0.00	17,723.00
2110	TEACHING - REGULAR SCHOOL *	66,091,954.00	109,750.05	66,201,704.05	117,743.81	937,417.82	65,146,542.42
<u>A 2111.2000-37-000</u>	ART EQUIPMENT-HS	9,400.00	-2,301.74	7,098.26	1,862.00	0.00	5,236.26
<u>A 2111.4140-90-000</u>	TRAVEL IN DISTRICT	1,000.00	0.00	1,000.00	0.00	0.00	1,000.00
<u>A 2111.4500-01-000</u>	ART SUPPLIES-BARTON	2,210.00	0.00	2,210.00	0.00	1,899.97	310.03
<u>A 2111.4500-02-000</u>	ART SUPPLIES-BAY	1,890.00	0.00	1,890.00	0.00	1,499.99	390.01
<u>A 2111.4500-03-000</u>	ART SUPPLIES-CANAAN	2,759.00	0.00	2,759.00	0.00	1,998.58	760.42
<u>A 2111.4500-04-000</u>	ART SUPPLIES-EAGLE	2,714.00	0.00	2,714.00	0.00	2,061.63	652.37
<u>A 2111.4500-05-000</u>	ART SUPPLIES-MEDFORD	2,187.00	0.00	2,187.00	0.00	1,686.32	500.68
<u>A 2111.4500-06-000</u>	ART SUPPLIES-RIVER	1,454.00	158.35	1,612.35	0.00	1,499.32	113.03
<u>A 2111.4500-07-000</u>	ART SUPPLIES-TREMONT	2,102.00	0.00	2,102.00	0.00	1,876.67	225.33
<u>A 2111.4500-26-000</u>	ART SUPPLIES-OREGON	5,050.00	0.00	5,050.00	0.00	3,210.60	1,839.40
<u>A 2111.4500-27-000</u>	ART SUPPLIES-SAXTON	4,170.00	0.00	4,170.00	0.00	3,513.22	656.78
<u>A 2111.4500-28-000</u>	ART SUPPLIES-S.OCEAN	4,170.00	0.00	4,170.00	0.00	2,699.68	1,470.32
<u>A 2111.4500-37-000</u>	ART SUPPLIES-HS	37,750.00	2,310.12	40,060.12	17,994.52	16,298.43	5,767.17
<u>A 2111.4690-90-000</u>	EQUIPMENT REPAIR	1,000.00	0.00	1,000.00	330.00	0.00	670.00
<u>A 2111.4900-90-000</u>	BOCES - ART DEPARTMENT	800.00	0.00	800.00	0.00	0.00	800.00
2111	ART *	78,656.00	166.73	78,822.73	20,186.52	38,244.41	20,391.80
<u>A 2112.4000-90-000</u>	ENGLISH - CONTRACTUAL - SECONDARY	8,630.00	0.00	8,630.00	0.00	3,548.00	5,082.00
<u>A 2112.4150-90-000</u>	ENGLISH DEPT - TRAVEL & CONFERENCE	5,300.00	0.00	5,300.00	0.00	1,210.00	4,090.00
<u>A 2112.4160-90-000</u>	ENGLISH DEPT - TRAVEL & CONF - ELEM	2,000.00	0.00	2,000.00	0.00	0.00	2,000.00
<u>A 2112.4500-26-000</u>	ENGLISH SUPPLIES-OREGON	4,480.00	0.00	4,480.00	0.00	2,611.98	1,868.02
<u>A 2112.4500-27-000</u>	ENGLISH SUPPLIES-SAXTON	4,000.00	0.00	4,000.00	0.00	759.15	3,240.85
<u>A 2112.4500-28-000</u>	ENGLISH SUPPLIES-S.OCEAN	3,700.00	0.00	3,700.00	0.00	1,903.32	1,796.68
<u>A 2112.4500-37-000</u>	ENGLISH SUPPLIES-HS	12,250.00	0.00	12,250.00	391.44	10,545.93	1,312.63
<u>A 2112.4510-01-000</u>	ENGLISH SUPPLIES - BARTON	2,300.00	0.00	2,300.00	0.00	0.00	2,300.00
<u>A 2112.4510-02-000</u>	ENGLISH SUPPLIES - BAY	2,300.00	0.00	2,300.00	0.00	0.00	2,300.00
<u>A 2112.4510-03-000</u>	ENGLISH SUPPLIES - CANAAN	2,300.00	0.00	2,300.00	0.00	0.00	2,300.00
<u>A 2112.4510-04-000</u>	ENGLISH SUPPLIES - EAGLE	2,300.00	0.00	2,300.00	0.00	0.00	2,300.00
<u>A 2112.4510-05-000</u>	ENGLISH SUPPLIES - MEDFORD	2,300.00	0.00	2,300.00	0.00	0.00	2,300.00
<u>A 2112.4510-06-000</u>	ENGLISH SUPPLIES - RIVER	2,300.00	0.00	2,300.00	0.00	0.00	2,300.00
<u>A 2112.4510-07-000</u>	ENGLISH SUPPLIES - TREMONT	2,300.00	0.00	2,300.00	0.00	0.00	2,300.00
<u>A 2112.4510-26-000</u>	ENGLISH SUPPLIES-OREGON - 6TH GRADE	2,700.00	0.00	2,700.00	0.00	0.00	2,700.00

PATCHOGUE-MEDFORD UFSD

Appropriation Status Detail Report By Function From 7/1/2024 To 8/31/2024



Account	Description	Budget	Adjustments	Adj. Budget	Expensed	Encumbered	Available
A 2112.4510-27-000	ENGLISH SUPPLIES-SAXTON - 6TH GRADE	2,700.00	0.00	2,700.00	0.00	0.00	2,700.00
A 2112.4510-28-000	ENGLISH SUPPLIES-S.OCEAN - 6TH GRADE	2,700.00	0.00	2,700.00	0.00	0.00	2,700.00
A 2112.4810-01-000	ENGLISH TEXTBOOKS - BARTON	17,510.00	0.00	17,510.00	0.00	8,682.00	8,828.00
A 2112.4810-02-000	ENGLISH TEXTBOOKS - BAY	7,660.00	0.00	7,660.00	0.00	3,464.00	4,196.00
A 2112.4810-03-000	ENGLISH TEXTBOOKS - CANAAN	12,437.00	-1,500.00	10,937.00	0.00	4,341.00	6,596.00
A 2112.4810-04-000	ENGLISH TEXTBOOKS - EAGLE	14,671.00	0.00	14,671.00	0.00	6,511.50	8,159.50
A 2112.4810-05-000	ENGLISH TEXTBOOKS - MEDFORD	6,385.00	1,500.00	7,885.00	0.00	3,464.00	4,421.00
A 2112.4810-06-000	ENGLISH TEXTBOOKS - RIVER	9,607.00	0.00	9,607.00	0.00	4,341.00	5,266.00
A 2112.4810-07-000	ENGLISH TEXTBOOKS - TREMONT	14,562.00	0.00	14,562.00	0.00	6,511.50	8,050.50
A 2112.4810-26-000	ENGLISH TEXTBOOKS-OREGON - 6TH GRADE	200.00	0.00	200.00	0.00	0.00	200.00
A 2112.4810-27-000	ENGLISH TEXTBOOKS-SAXTON - 6TH GRADE	200.00	0.00	200.00	0.00	0.00	200.00
A 2112.4810-28-000	ENGLISH TEXTBOOKS-S.OCEAN - 6TH GRADE	200.00	0.00	200.00	0.00	0.00	200.00
A 2112.4820-26-000	ENGLISH TEXTBOOKS-OREGON	24,940.00	0.00	24,940.00	0.00	7,356.64	17,583.36
A 2112.4820-27-000	ENGLISH TEXTBOOKS-SAXTON	23,260.00	0.00	23,260.00	0.00	7,356.64	15,903.36
A 2112.4820-28-000	ENGLISH TEXTBOOKS-S.OCEAN	25,880.00	0.00	25,880.00	0.00	7,378.72	18,501.28
A 2112.4820-37-000	ENGLISH TEXTBOOKS-HS	53,875.00	0.00	53,875.00	8,387.00	31,098.81	14,389.19
A 2112.4900-90-000	BOCES - ENGLISH SECONDARY	1,000.00	0.00	1,000.00	0.00	0.00	1,000.00
A 2112.4910-90-000	BOCES - ENGLISH ELEMENTARY	1,200.00	0.00	1,200.00	0.00	0.00	1,200.00
2112	ENGLISH *	278,147.00	0.00	278,147.00	8,778.44	111,084.19	158,284.37
A 2113.4150-90-000	HEALTH DEPT. - TRAVEL AND CONFERENCE	500.00	0.00	500.00	0.00	0.00	500.00
A 2113.4500-37-000	HEALTH SUPPLIES	900.00	0.00	900.00	0.00	466.24	433.76
A 2113.4900-90-000	BOCES - HEALTH DEPARTMENT	400.00	0.00	400.00	0.00	0.00	400.00
2113	HEALTH ED *	1,800.00	0.00	1,800.00	0.00	466.24	1,333.76
A 2114.4500-90-000	SUPPLIES - HIGH SCHOOL	3,400.00	0.00	3,400.00	0.00	0.00	3,400.00
A 2114.4900-90-000	BOCES - HOME & CAREERS DEPARTMENT	500.00	0.00	500.00	0.00	0.00	500.00
2114	HOME & CAREER *	3,900.00	0.00	3,900.00	0.00	0.00	3,900.00
A 2115.2000-37-000	TECHNOLOGY ED. EQUIPMENT-HS	26,250.00	0.00	26,250.00	0.00	0.00	26,250.00
A 2115.4150-90-000	TRAVEL & CONFERENCE - TECH ED	1,500.00	0.00	1,500.00	0.00	0.00	1,500.00
A 2115.4500-26-000	SUPPLIES - OREGON	7,500.00	0.00	7,500.00	0.00	1,247.27	6,252.73
A 2115.4500-27-000	SUPPLIES - SAXTON	8,000.00	0.00	8,000.00	0.00	1,249.84	6,750.16
A 2115.4500-28-000	SUPPLIES - S. OCEAN	7,500.00	0.00	7,500.00	0.00	0.00	7,500.00

PATCHOGUE-MEDFORD UFSD

Appropriation Status Detail Report By Function From 7/1/2024 To 8/31/2024



Account	Description	Budget	Adjustments	Adj. Budget	Expensed	Encumbered	Available
A 2115.4500-37-000	SUPPLIES - HIGH SCHOOL	18,500.00	0.00	18,500.00	0.00	5,289.52	13,210.48
A 2115.4690-90-000	EQUIPMENT REPAIR	1,500.00	0.00	1,500.00	0.00	0.00	1,500.00
A 2115.4900-90-000	BOCES - TECHNOLOGY ED DEPARTMENT	750.00	0.00	750.00	0.00	0.00	750.00
2115	TECHNOLOGY *	71,500.00	0.00	71,500.00	0.00	7,786.63	63,713.37
A 2116.4000-90-000	FOR LANGUAGE CONTRACTUAL - DISTRICT WIDE	17,250.00	0.00	17,250.00	0.00	13,845.00	3,405.00
A 2116.4150-90-000	FOR LANGUAGE TRAVEL & CONFERENCE	2,710.00	0.00	2,710.00	0.00	0.00	2,710.00
A 2116.4500-26-000	FOR LANGUAGE SUPPLIES-OREGON	3,030.00	0.00	3,030.00	0.00	0.00	3,030.00
A 2116.4500-27-000	FOR LANGUAGE SUPPLIES-SAXTON	3,030.00	0.00	3,030.00	272.70	0.00	2,757.30
A 2116.4500-28-000	FOR LANGUAGE SUPPLIES-S.OCEAN	3,030.00	0.00	3,030.00	0.00	0.00	3,030.00
A 2116.4500-37-000	FOR LANGUAGE SUPPLIES-HS	1,530.00	0.00	1,530.00	0.00	0.00	1,530.00
A 2116.4820-26-000	FOR LANGUAGE TEXTBOOKS-OREGON	11,235.00	0.00	11,235.00	0.00	8,960.00	2,275.00
A 2116.4820-27-000	FOR LANGUAGE TEXTBOOKS-SAXTON	10,780.00	0.00	10,780.00	0.00	7,280.00	3,500.00
A 2116.4820-28-000	FOR LANGUAGE TEXTBOOKS-S.OCEAN	12,110.00	0.00	12,110.00	0.00	8,120.00	3,990.00
A 2116.4820-37-000	FOR LANGUAGE TEXTBOOKS-HS	25,925.00	0.00	25,925.00	0.00	20,440.00	5,485.00
A 2116.4900-90-000	BOCES - LOTE DEPARTMENT	1,150.00	0.00	1,150.00	0.00	0.00	1,150.00
2116	FOR LANGUAGE *	91,780.00	0.00	91,780.00	272.70	58,645.00	32,862.30
A 2117.4000-90-000	MATH CONTRACTUAL EXP - SECONDARY	1,200.00	0.00	1,200.00	147.50	0.00	1,052.50
A 2117.4010-90-000	MATH CONTRACTUAL EXP - ELEMENTARY	1,200.00	0.00	1,200.00	0.00	0.00	1,200.00
A 2117.4150-90-000	MATH TRAVEL & CONF - SECONDARY	1,500.00	0.00	1,500.00	0.00	0.00	1,500.00
A 2117.4160-90-000	MATH TRAVEL & CONF - ELEMENTARY	1,000.00	0.00	1,000.00	0.00	0.00	1,000.00
A 2117.4500-01-000	MATH SUPPLIES-BARTON	4,157.00	0.00	4,157.00	0.00	0.00	4,157.00
A 2117.4500-02-000	MATH SUPPLIES-BAY	3,857.00	0.00	3,857.00	0.00	0.00	3,857.00
A 2117.4500-03-000	MATH SUPPLIES-CANAAN	4,257.00	0.00	4,257.00	0.00	0.00	4,257.00
A 2117.4500-04-000	MATH SUPPLIES-EAGLE	4,257.00	0.00	4,257.00	0.00	0.00	4,257.00
A 2117.4500-05-000	MATH SUPPLIES-MEDFORD	4,057.00	0.00	4,057.00	0.00	0.00	4,057.00
A 2117.4500-06-000	MATH SUPPLIES-RIVER	3,957.00	0.00	3,957.00	0.00	0.00	3,957.00
A 2117.4500-07-000	MATH SUPPLIES-TREMONT	4,257.00	0.00	4,257.00	0.00	0.00	4,257.00
A 2117.4500-26-000	MATH SUPPLIES-OREGON	14,390.00	0.00	14,390.00	0.00	4,800.49	9,589.51
A 2117.4500-27-000	MATH SUPPLIES-SAXTON	13,790.00	0.00	13,790.00	0.00	4,093.45	9,696.55
A 2117.4500-28-000	MATH SUPPLIES-S.OCEAN	14,610.00	0.00	14,610.00	0.00	1,509.50	13,100.50
A 2117.4500-37-000	MATH SUPPLIES-HS	46,050.00	-860.00	45,190.00	179.75	1,865.00	43,145.25
A 2117.4510-26-000	MATH SUPPLIES-OREGON - 6TH GRADE	1,600.00	0.00	1,600.00	0.00	0.00	1,600.00
A 2117.4510-27-000	MATH SUPPLIES-SAXTON - 6TH GRADE	1,600.00	0.00	1,600.00	0.00	0.00	1,600.00

PATCHOGUE-MEDFORD UFSD

Appropriation Status Detail Report By Function From 7/1/2024 To 8/31/2024



Account	Description	Budget	Adjustments	Adj. Budget	Expensed	Encumbered	Available
A 2117.4510-28-000	MATH SUPPLIES-S.OCEAN - 6TH GRADE	1,900.00	0.00	1,900.00	0.00	0.00	1,900.00
A 2117.4810-26-000	MATH TEXTBOOKS-OREGON 6TH GRADE	6,600.00	0.00	6,600.00	0.00	0.00	6,600.00
A 2117.4810-27-000	MATH TEXTBOOKS-SAXTON 6TH GRADE	6,300.00	0.00	6,300.00	0.00	4,995.00	1,305.00
A 2117.4810-28-000	MATH TEXTBOOKS-SOUTH OCEAN 6TH GRADE	6,500.00	0.00	6,500.00	0.00	5,265.00	1,235.00
A 2117.4820-37-000	MATH TEXTBOOKS-HS	1,600.00	0.00	1,600.00	0.00	0.00	1,600.00
A 2117.4900-90-000	BOCES - MATH DEPARTMENT - SECONDARY	1,250.00	0.00	1,250.00	0.00	0.00	1,250.00
A 2117.4910-90-000	BOCES - MATH DEPARTMENT - ELEMENTARY	2,375.00	0.00	2,375.00	0.00	0.00	2,375.00
2117	MATH	152,264.00	-860.00	151,404.00	327.25	22,528.44	128,548.31
A 2118.2000-05-000	MUSIC EQUIPMENT-MEDFORD	2,600.00	-1,440.00	1,160.00	0.00	0.00	1,160.00
A 2118.2000-06-000	MUSIC EQUIPMENT-RIVER	1,900.00	-158.35	1,741.65	32.65	1,709.00	0.00
A 2118.2000-07-000	MUSIC EQUIPMENT-TREMONT	2,600.00	-1,440.00	1,160.00	0.00	0.00	1,160.00
A 2118.2000-26-000	MUSIC EQUIPMENT-OREGON	8,000.00	8,437.85	16,437.85	0.00	14,501.00	1,936.85
A 2118.2000-27-000	MUSIC EQUIPMENT-SAXTON	7,500.00	0.00	7,500.00	0.00	4,218.76	3,281.24
A 2118.2000-28-000	MUSIC EQUIPMENT-S.OCEAN	2,500.00	0.00	2,500.00	0.00	2,268.76	231.24
A 2118.2000-37-000	MUSIC EQUIPMENT-HS	29,800.00	-4,877.65	24,922.35	0.00	22,694.50	2,227.85
A 2118.4140-90-000	TRAVEL IN DISTRICT	1,500.00	0.00	1,500.00	0.00	0.00	1,500.00
A 2118.4330-90-000	EQUIPMENT RENTAL	5,000.00	0.00	5,000.00	0.00	0.00	5,000.00
A 2118.4500-01-000	MUSIC SUPPLIES-BARTON	1,608.00	0.00	1,608.00	514.38	572.97	520.65
A 2118.4500-02-000	MUSIC SUPPLIES-BAY	4,802.00	0.00	4,802.00	540.07	3,964.39	297.54
A 2118.4500-03-000	MUSIC SUPPLIES-CANAAN	5,626.00	0.00	5,626.00	595.23	4,333.23	697.54
A 2118.4500-04-000	MUSIC SUPPLIES-EAGLE	2,590.00	0.00	2,590.00	638.90	1,609.16	341.94
A 2118.4500-05-000	MUSIC SUPPLIES-MEDFORD	2,632.00	1,440.00	4,072.00	533.80	3,305.78	232.42
A 2118.4500-06-000	MUSIC SUPPLIES-RIVER	1,470.00	0.00	1,470.00	363.75	594.46	511.79
A 2118.4500-07-000	MUSIC SUPPLIES-TREMONT	1,704.00	1,440.00	3,144.00	323.64	2,079.61	740.75
A 2118.4500-26-000	MUSIC SUPPLIES-OREGON	6,140.00	0.00	6,140.00	0.00	3,115.98	3,024.02
A 2118.4500-27-000	MUSIC SUPPLIES-SAXTON	11,075.00	-3,089.18	7,985.82	4,060.61	794.59	3,130.62
A 2118.4500-28-000	MUSIC SUPPLIES-S.OCEAN	4,535.00	0.00	4,535.00	0.00	2,696.60	1,838.40
A 2118.4500-37-000	MUSIC SUPPLIES-HS	18,590.00	6,406.83	24,996.83	4,186.14	14,119.91	6,690.78
A 2118.4690-90-000	EQUIPMENT REPAIR	40,000.00	0.00	40,000.00	0.00	40,000.00	0.00
A 2118.4691-90-000	PIANO TUNING & RPR	4,000.00	0.00	4,000.00	0.00	2,000.00	2,000.00
A 2118.4800-90-000	SUPPL TEXTBOOKS	2,125.00	0.00	2,125.00	389.36	1,235.64	500.00

PATCHOGUE-MEDFORD UFSD

Appropriation Status Detail Report By Function From 7/1/2024 To 8/31/2024



Account	Description	Budget	Adjustments	Adj. Budget	Expensed	Encumbered	Available
A 2118.4810-90-000	ELEMENTARY TEXTBOOKS	8,500.00	0.00	8,500.00	4,590.85	3,702.40	206.75
A 2118.4820-90-000	SEC TEXTBOOKS	10,670.00	0.00	10,670.00	315.00	4,190.00	6,165.00
A 2118.4900-90-000	BOCES - MUSIC DEPARTMENT	1,000.00	0.00	1,000.00	0.00	0.00	1,000.00
2118	MUSIC	188,467.00	6,719.50	195,186.50	17,084.38	133,706.74	44,395.38
A 2119.4150-90-000	PHYS. ED. DEPT. TRAVEL & CONFERENCE	2,500.00	0.00	2,500.00	0.00	0.00	2,500.00
A 2119.4500-01-000	PHYS. ED. SUPPLIES - BARTON	1,250.00	0.00	1,250.00	0.00	698.31	551.69
A 2119.4500-02-000	PHYS. ED. SUPPLIES - BAY	1,250.00	0.00	1,250.00	0.00	699.91	550.09
A 2119.4500-03-000	PHYS. ED. SUPPLIES - CANAAN	1,250.00	0.00	1,250.00	0.00	698.26	551.74
A 2119.4500-04-000	PHYS. ED. SUPPLIES - EAGLE	1,250.00	0.00	1,250.00	0.00	669.61	580.39
A 2119.4500-05-000	PHYS. ED. SUPPLIES - MEDFORD	1,250.00	0.00	1,250.00	0.00	698.15	551.85
A 2119.4500-06-000	PHYS. ED. SUPPLIES - RIVER	1,250.00	0.00	1,250.00	0.00	699.71	550.29
A 2119.4500-07-000	PHYS. ED. SUPPLIES - TREMONT	1,250.00	0.00	1,250.00	149.44	548.47	552.09
A 2119.4500-26-000	PHYS. ED. SUPPLIES - OREGON	3,200.00	-291.75	2,908.25	448.79	551.21	1,908.25
A 2119.4500-27-000	PHYS. ED. SUPPLIES - SAXTON	3,200.00	-291.75	2,908.25	666.12	2,074.49	167.64
A 2119.4500-28-000	PHYS. ED. SUPPLIES - S. OCEAN	3,200.00	-291.75	2,908.25	721.78	278.01	1,908.46
A 2119.4500-37-000	PHYS. ED. SUPPLIES - HIGH SCHOOL	9,500.00	696.72	10,196.72	3,128.09	6,178.10	890.53
A 2119.4900-90-000	BOCES - PHYS ED DEPARTMENT	500.00	0.00	500.00	0.00	0.00	500.00
2119	PHYS EDUC	30,850.00	-178.53	30,671.47	5,114.22	13,794.23	11,763.02
A 2120.4150-90-000	READING DEPT. - TRAVEL & CONFERENCE	2,000.00	0.00	2,000.00	0.00	0.00	2,000.00
A 2120.4500-01-000	RDG SUPPLIES - BARTON	8,115.00	0.00	8,115.00	0.00	0.00	8,115.00
A 2120.4500-02-000	RDG SUPPLIES - BAY	8,115.00	0.00	8,115.00	0.00	0.00	8,115.00
A 2120.4500-03-000	RDG SUPPLIES - CANAAN	8,115.00	0.00	8,115.00	0.00	0.00	8,115.00
A 2120.4500-04-000	RDG SUPPLIES - EAGLE	8,115.00	0.00	8,115.00	0.00	0.00	8,115.00
A 2120.4500-05-000	RDG SUPPLIES - MEDFORD	8,115.00	0.00	8,115.00	0.00	0.00	8,115.00
A 2120.4500-06-000	RDG SUPPLIES - RIVER	8,115.00	0.00	8,115.00	0.00	0.00	8,115.00
A 2120.4500-07-000	RDG SUPPLIES - TREMONT	8,115.00	0.00	8,115.00	0.00	0.00	8,115.00
A 2120.4500-26-000	RDG SUPPLIES - OREGON	4,425.00	0.00	4,425.00	0.00	0.00	4,425.00
A 2120.4500-27-000	RDG SUPPLIES - SAXTON	4,725.00	0.00	4,725.00	0.00	0.00	4,725.00
A 2120.4500-28-000	RDG SUPPLIES - S.OCEAN	4,725.00	0.00	4,725.00	0.00	0.00	4,725.00
A 2120.4500-37-000	RDG SUPPLIES - HIGH SCHOOL	3,727.00	0.00	3,727.00	0.00	0.00	3,727.00
A 2120.4500-90-000	READING SUPPLIES	4,544.00	0.00	4,544.00	0.00	0.00	4,544.00
A 2120.4810-01-000	TEXTS - RDG./ BARTON	200.00	0.00	200.00	0.00	0.00	200.00
A 2120.4810-02-000	TEXTS - RDG./ BAY	200.00	0.00	200.00	0.00	0.00	200.00

PATCHOGUE-MEDFORD UFSD

Appropriation Status Detail Report By Function From 7/1/2024 To 8/31/2024



Account	Description	Budget	Adjustments	Adj. Budget	Expensed	Encumbered	Available
A 2120.4810-03-000	TEXTS - RDG./ CANAAN	200.00	0.00	200.00	0.00	0.00	200.00
A 2120.4810-04-000	TEXTS - RDG./ EAGLE	200.00	0.00	200.00	0.00	0.00	200.00
A 2120.4810-05-000	TEXTS - RDG./ MEDFORD	200.00	0.00	200.00	0.00	0.00	200.00
A 2120.4810-06-000	TEXTS - RDG./ RIVER	200.00	0.00	200.00	0.00	0.00	200.00
A 2120.4810-07-000	TEXTS - RDG./ TREMONT	200.00	0.00	200.00	0.00	0.00	200.00
A 2120.4820-26-000	RDG TEXTBOOKS-OREGON	200.00	0.00	200.00	0.00	0.00	200.00
A 2120.4820-27-000	RDG TEXTBOOKS-SAXTON	200.00	0.00	200.00	0.00	0.00	200.00
A 2120.4820-28-000	RDG TEXTBOOKS-S. OCEAN	200.00	0.00	200.00	0.00	0.00	200.00
A 2120.4900-90-000	BOCES - READING DEPARTMENT	2,000.00	0.00	2,000.00	0.00	0.00	2,000.00
2120	READING *	84,951.00	0.00	84,951.00	0.00	0.00	84,951.00
A 2121.4000-90-000	CONTRACTUAL - SECONDARY	3,200.00	0.00	3,200.00	147.50	0.00	3,052.50
A 2121.4010-90-000	CONTRACTUAL - ELEMENTARY	1,000.00	0.00	1,000.00	0.00	0.00	1,000.00
A 2121.4150-90-000	SCIENCE-TRAVEL & CONF SECONDARY	1,000.00	0.00	1,000.00	0.00	0.00	1,000.00
A 2121.4160-90-000	SCIENCE-TRAVEL & CONF ELEMENTARY	1,000.00	0.00	1,000.00	0.00	0.00	1,000.00
A 2121.4500-01-000	SCIENCE SUPPLIES - BARTON	12,575.00	0.00	12,575.00	0.00	5,282.71	7,292.29
A 2121.4500-02-000	SCIENCE SUPPLIES - BAY	9,300.00	0.00	9,300.00	0.00	9,024.72	275.28
A 2121.4500-03-000	SCIENCE SUPPLIES - CANAAN	12,000.00	0.00	12,000.00	0.00	1,570.50	10,429.50
A 2121.4500-04-000	SCIENCE SUPPLIES - EAGLE	13,000.00	0.00	13,000.00	0.00	1,856.88	11,143.12
A 2121.4500-05-000	SCIENCE SUPPLIES - MEDFORD	10,000.00	0.00	10,000.00	0.00	1,570.50	8,429.50
A 2121.4500-06-000	SCIENCE SUPPLIES - RIVER	8,200.00	0.00	8,200.00	0.00	2,490.95	5,709.05
A 2121.4500-07-000	SCIENCE SUPPLIES - TREMONT	9,250.00	0.00	9,250.00	0.00	3,857.80	5,392.20
A 2121.4500-26-000	SCIENCE SUPPLIES - OREGON	10,250.00	0.00	10,250.00	0.00	5,357.54	4,892.46
A 2121.4500-27-000	SCIENCE SUPPLIES - SAXTON	10,290.00	0.00	10,290.00	0.00	3,334.78	6,955.22
A 2121.4500-28-000	SCIENCE SUPPLIES - S. OCEAN	10,310.00	0.00	10,310.00	0.00	3,582.27	6,727.73
A 2121.4500-37-000	SCIENCE SUPPLIES - HIGH SCHOOL	44,375.00	0.00	44,375.00	0.00	28,596.60	15,778.40
A 2121.4510-26-000	SCIENCE SUPPLIES - OREGON - 6TH GRADE	7,815.00	0.00	7,815.00	0.00	867.81	6,947.19
A 2121.4510-27-000	SCIENCE SUPPLIES - SAXTON - 6TH GRADE	5,100.00	0.00	5,100.00	0.00	327.33	4,772.67
A 2121.4510-28-000	SCIENCE SUPPLIES - S. OCEAN - 6TH GRADE	8,000.00	0.00	8,000.00	0.00	966.98	7,033.02
A 2121.4690-90-000	EQUIPMENT REPAIR	4,000.00	0.00	4,000.00	0.00	0.00	4,000.00
A 2121.4810-26-000	SCIENCE TEXTBOOKS-OREGON - 6TH GRADE	28,000.00	0.00	28,000.00	0.00	0.00	28,000.00
A 2121.4810-27-000	SCIENCE TEXTBOOKS-SAXTON - 6TH GRADE	26,500.00	0.00	26,500.00	0.00	0.00	26,500.00

PATCHOGUE-MEDFORD UFSD

Appropriation Status Detail Report By Function From 7/1/2024 To 8/31/2024



Account	Description	Budget	Adjustments	Adj. Budget	Expensed	Encumbered	Available
A 2121.4810-28-000	SCIENCE TEXTBOOKS-SOUTH OCEAN - 6TH GRADE	27,500.00	0.00	27,500.00	0.00	0.00	27,500.00
A 2121.4820-26-000	SCIENCE TEXTBOOKS-OREGON	1,000.00	0.00	1,000.00	0.00	0.00	1,000.00
A 2121.4820-27-000	SCIENCE TEXTBOOKS-SAXTON	1,000.00	0.00	1,000.00	0.00	0.00	1,000.00
A 2121.4820-28-000	SCIENCE TEXTBOOKS-S.OCEAN	1,000.00	0.00	1,000.00	0.00	0.00	1,000.00
A 2121.4820-37-000	SCIENCE TEXTBOOKS-HS	1,000.00	0.00	1,000.00	0.00	0.00	1,000.00
A 2121.4900-90-000	BOCES - SCIENCE - SECONDARY	47,400.00	0.00	47,400.00	0.00	27,397.66	20,002.34
A 2121.4910-90-000	BOCES - SCIENCE - ELEMENTARY	2,000.00	0.00	2,000.00	0.00	0.00	2,000.00
2121	SCIENCE *	316,065.00	0.00	316,065.00	147.50	96,085.03	219,832.47
A 2122.4000-37-000	SOCIAL STUDIES - CONTRACTUAL AND OTHER	9,000.00	0.00	9,000.00	0.00	0.00	9,000.00
A 2122.4150-90-000	TRAVEL & CONFERENCE	4,500.00	0.00	4,500.00	850.00	0.00	3,650.00
A 2122.4160-90-000	TRAVEL & CONFERENCE - ELEMENTARY	800.00	0.00	800.00	0.00	0.00	800.00
A 2122.4500-26-000	SOCIAL STUDIES SUPPLIES-OREGON	1,580.00	0.00	1,580.00	0.00	297.15	1,282.85
A 2122.4500-27-000	SOCIAL STUDIES SUPPLIES-SAXTON	1,680.00	0.00	1,680.00	0.00	0.00	1,680.00
A 2122.4500-28-000	SOCIAL STUDIES SUPPLIES-S.OCEAN	1,700.00	0.00	1,700.00	0.00	1,698.00	2.00
A 2122.4500-37-000	SOCIAL STUDIES SUPPLIES-HS	8,100.00	0.00	8,100.00	0.00	2,597.40	5,502.60
A 2122.4510-26-000	SOCIAL STUDIES SUPPLIES-OREGON - 6TH GRADE	400.00	0.00	400.00	0.00	0.00	400.00
A 2122.4510-27-000	SOCIAL STUDIES SUPPLIES-SAXTON - 6TH GRADE	400.00	0.00	400.00	0.00	0.00	400.00
A 2122.4510-28-000	SOCIAL STUDIES SUPPLIES-S.OCEAN - 6TH GRADE	400.00	0.00	400.00	0.00	0.00	400.00
A 2122.4810-01-000	SOCIAL STUDIES TEXTBOOKS-BARTON	100.00	0.00	100.00	0.00	0.00	100.00
A 2122.4810-02-000	SOCIAL STUDIES TEXTBOOKS-BAY	100.00	0.00	100.00	0.00	0.00	100.00
A 2122.4810-03-000	SOCIAL STUDIES TEXTBOOKS-CANAAN	100.00	0.00	100.00	0.00	0.00	100.00
A 2122.4810-04-000	SOCIAL STUDIES TEXTBOOKS-EAGLE	100.00	0.00	100.00	0.00	0.00	100.00
A 2122.4810-05-000	SOCIAL STUDIES TEXTBOOKS-MEDFORD	100.00	0.00	100.00	0.00	0.00	100.00
A 2122.4810-06-000	SOCIAL STUDIES TEXTBOOKS-RIVER	100.00	0.00	100.00	0.00	0.00	100.00
A 2122.4810-07-000	SOCIAL STUDIES TEXTBOOKS-TREMONT	100.00	0.00	100.00	0.00	0.00	100.00
A 2122.4810-26-000	SOCIAL STUDIES TEXTBOOKS-OREGON - 6TH GRADE	100.00	0.00	100.00	0.00	0.00	100.00
A 2122.4810-27-000	SOCIAL STUDIES TEXTBOOKS-SAXTON - 6TH GRADE	100.00	0.00	100.00	0.00	0.00	100.00
A 2122.4810-28-000	SOCIAL STUDIES TEXTBOOKS-S.OCEAN - 6TH GRADE	100.00	0.00	100.00	0.00	0.00	100.00

PATCHOGUE-MEDFORD UFSD



Appropriation Status Detail Report By Function From 7/1/2024 To 8/31/2024

Account	Description	Budget	Adjustments	Adj. Budget	Expensed	Encumbered	Available
A 2122.4820-37-000	SOCIAL STUDIES TEXTBOOKS - HIGH SCHOOL	17,875.00	0.00	17,875.00	0.00	11,849.94	6,025.06
A 2122.4822-37-000	SOCIAL STUDIES CONSUMABLES-HIGH SCHOOL	15,125.00	0.00	15,125.00	0.00	14,651.28	473.72
A 2122.4900-90-000	BOCES - SOCIAL STUDIES SECONDARY	1,000.00	0.00	1,000.00	0.00	500.00	500.00
A 2122.4910-90-000	BOCES - SOCIAL STUDIES ELEMENTARY	6,500.00	0.00	6,500.00	0.00	3,812.00	2,688.00
2122	SOCIAL STUDIES *	70,060.00	0.00	70,060.00	850.00	35,405.77	33,804.23
A 2123.2000-90-000	EQUIPMENT	2,300.00	0.00	2,300.00	0.00	0.00	2,300.00
A 2123.4150-90-000	TRAVEL/CONFERENCE	7,800.00	0.00	7,800.00	0.00	0.00	7,800.00
A 2123.4500-26-000	SUPPLIES - OREGON	1,000.00	0.00	1,000.00	0.00	499.35	500.65
A 2123.4500-27-000	SUPPLIES - SAXTON	4,000.00	0.00	4,000.00	0.00	495.25	3,504.75
A 2123.4500-28-000	SUPPLIES - S. OCEAN	1,000.00	0.00	1,000.00	0.00	498.01	501.99
A 2123.4500-37-000	SUPPLIES - HIGH SCHOOL	9,750.00	0.00	9,750.00	224.15	4,145.08	5,380.77
A 2123.4822-90-000	CONSUMABLES	2,800.00	0.00	2,800.00	0.00	0.00	2,800.00
A 2123.4900-90-000	BOCES - BUSINESS ED DEPARTMENT	750.00	0.00	750.00	0.00	0.00	750.00
2123	BUS EDUC *	29,400.00	0.00	29,400.00	224.15	5,637.69	23,538.16
A 2127.4900-90-000	BOCES ROTC	238,647.00	0.00	238,647.00	0.00	238,526.08	120.92
2127	ROTC PROGRAM *	238,647.00	0.00	238,647.00	0.00	238,526.08	120.92
A 2128.4150-90-000	ELL TRAVEL & CONFERENCE - SECONDARY	9,300.00	0.00	9,300.00	0.00	0.00	9,300.00
A 2128.4160-90-000	DUAL LANGUAGE TRAVEL & CONFERENCE - ELEMENTARY	36,000.00	0.00	36,000.00	0.00	0.00	36,000.00
A 2128.4165-90-000	ELEMENTARY ENL TRAVEL & CONFERENCE	5,090.00	0.00	5,090.00	0.00	0.00	5,090.00
A 2128.4500-02-000	DUAL LANGUAGE SUPPLIES - BAY	36,645.00	0.00	36,645.00	0.00	22,026.20	14,618.80
A 2128.4500-03-000	DUAL LANGUAGE SUPPLIES - CANAAN	35,830.00	0.00	35,830.00	0.00	19,201.20	16,628.80
A 2128.4500-04-000	DUAL LANGUAGE SUPPLIES - EAGLE	35,830.00	0.00	35,830.00	0.00	22,811.20	13,018.80
A 2128.4500-05-000	DUAL LANGUAGE SUPPLIES - MEDFORD	36,480.00	0.00	36,480.00	0.00	19,306.20	17,173.80
A 2128.4500-26-000	ELL SUPPLIES - OREGON	666.00	0.00	666.00	0.00	650.59	15.41
A 2128.4500-27-000	ELL SUPPLIES - SAXTON	780.00	0.00	780.00	0.00	0.00	780.00
A 2128.4500-28-000	ELL SUPPLIES - S. OCEAN	780.00	0.00	780.00	0.00	0.00	780.00
A 2128.4500-37-000	ELL SUPPLIES - HIGH SCHOOL	8,050.00	0.00	8,050.00	0.00	600.00	7,450.00
A 2128.4500-90-000	ELL SUPPLIES - SECONDARY	9,300.00	0.00	9,300.00	11.35	7,488.65	1,800.00
A 2128.4505-01-000	ELEMENTARY ENL SUPPLIES - BARTON	2,090.00	0.00	2,090.00	0.00	0.00	2,090.00
A 2128.4505-02-000	ELEMENTARY ENL SUPPLIES - BAY	200.00	0.00	200.00	0.00	0.00	200.00
A 2128.4505-03-000	ELEMENTARY ENL SUPPLIES - CANAAN	400.00	0.00	400.00	0.00	0.00	400.00

PATCHOGUE-MEDFORD UFSD

Appropriation Status Detail Report By Function From 7/1/2024 To 8/31/2024



Account	Description	Budget	Adjustments	Adj. Budget	Expensed	Encumbered	Available
<u>A 2128.4505-04-000</u>	ELEMENTARY ENL SUPPLIES - EAGLE	200.00	0.00	200.00	0.00	0.00	200.00
<u>A 2128.4505-05-000</u>	ELEMENTARY ENL SUPPLIES - MEDFORD	600.00	0.00	600.00	0.00	0.00	600.00
<u>A 2128.4505-06-000</u>	ELEMENTARY ENL SUPPLIES - RIVER	1,990.00	0.00	1,990.00	0.00	0.00	1,990.00
<u>A 2128.4505-07-000</u>	ELEMENTARY ENL SUPPLIES - TREMONT	1,890.00	0.00	1,890.00	0.00	0.00	1,890.00
<u>A 2128.4510-90-000</u>	DISTRICTWIDE ENL/DUAL LANG SUPPLIES - ELEMENTARY	3,400.00	0.00	3,400.00	39.09	3,360.91	0.00
<u>A 2128.4820-26-000</u>	ELL TEXTBOOKS - OREGON	1,350.00	0.00	1,350.00	0.00	0.00	1,350.00
<u>A 2128.4820-27-000</u>	ELL TEXTBOOKS - SAXTON	2,700.00	0.00	2,700.00	0.00	0.00	2,700.00
<u>A 2128.4820-28-000</u>	ELL TEXTBOOKS - S. OCEAN	1,350.00	0.00	1,350.00	0.00	0.00	1,350.00
<u>A 2128.4820-37-000</u>	ELL TEXTBOOKS - HIGH SCHOOL	7,650.00	0.00	7,650.00	0.00	0.00	7,650.00
<u>A 2128.4825-01-000</u>	ELEMENTARY ENL TEXTBOOKS - BARTON	3,100.00	0.00	3,100.00	0.00	0.00	3,100.00
<u>A 2128.4825-02-000</u>	ELEMENTARY ENL TEXTBOOKS - BAY	3,100.00	0.00	3,100.00	0.00	0.00	3,100.00
<u>A 2128.4825-03-000</u>	ELEMENTARY ENL TEXTBOOKS - CANAAN	4,650.00	0.00	4,650.00	0.00	0.00	4,650.00
<u>A 2128.4825-04-000</u>	ELEMENTARY ENL TEXTBOOKS - EAGLE	3,100.00	0.00	3,100.00	0.00	0.00	3,100.00
<u>A 2128.4825-05-000</u>	ELEMENTARY ENL TEXTBOOKS - MEDFORD	4,650.00	0.00	4,650.00	0.00	0.00	4,650.00
<u>A 2128.4825-06-000</u>	ELEMENTARY ENL TEXTBOOKS - RIVER	1,550.00	0.00	1,550.00	0.00	0.00	1,550.00
<u>A 2128.4825-07-000</u>	ELEMENTARY ENL TEXTBOOKS - TREMONT	1,550.00	0.00	1,550.00	0.00	0.00	1,550.00
<u>A 2128.4900-90-000</u>	BOCES - ELL - SECONDARY	10,250.00	0.00	10,250.00	0.00	0.00	10,250.00
<u>A 2128.4910-90-000</u>	BOCES - DUAL LANGUAGE - ELEMENTARY	3,375.00	0.00	3,375.00	0.00	0.00	3,375.00
<u>A 2128.4915-90-000</u>	BOCES - ENL - ELEMENTARY	3,375.00	0.00	3,375.00	0.00	0.00	3,375.00
2128	ENGL AS SEC LANG *	277,271.00	0.00	277,271.00	50.44	95,444.95	181,775.61
<u>A 2130.4500-RA-000</u>	SUPPLIES AND MATERIALS - RAIDER ACADEMY	0.00	19,000.00	19,000.00	0.00	18,796.07	203.93
2130	*	0.00	19,000.00	19,000.00	0.00	18,796.07	203.93
21	**	68,005,712.00	134,597.75	68,140,309.75	170,779.41	1,813,569.29	66,155,961.05
<u>A 2250.1200-01-000</u>	TEACHERS SALARIES 1-6	772,803.00	0.00	772,803.00	582.20	0.00	772,220.80
<u>A 2250.1200-02-000</u>	TEACHERS SALARIES 1-6	42,038.00	0.00	42,038.00	0.00	0.00	42,038.00
<u>A 2250.1200-03-000</u>	TEACHERS SALARIES 1-6	472,123.00	0.00	472,123.00	785.64	0.00	471,337.36
<u>A 2250.1200-04-000</u>	TEACHERS SALARIES 1-6	750,560.00	0.00	750,560.00	517.79	0.00	750,042.21
<u>A 2250.1200-05-000</u>	TEACHERS SALARIES 1-6	429,656.00	0.00	429,656.00	0.00	0.00	429,656.00
<u>A 2250.1200-06-000</u>	TEACHERS SALARIES 1-6	925,801.00	0.00	925,801.00	322.75	0.00	925,478.25
<u>A 2250.1200-07-000</u>	TEACHERS SALARIES 1-6	427,797.00	0.00	427,797.00	144.53	0.00	427,652.47
<u>A 2250.1200-90-000</u>	TEACHERS SALARIES 1-6	2,149,745.00	0.00	2,149,745.00	1,518.74	0.00	2,148,226.26
<u>A 2250.1300-26-000</u>	TEACHERS SALARIES-7-12	770,232.00	0.00	770,232.00	46.57	0.00	770,185.43

PATCHOGUE-MEDFORD UFSD

Appropriation Status Detail Report By Function From 7/1/2024 To 8/31/2024



Account	Description	Budget	Adjustments	Adj. Budget	Expensed	Encumbered	Available
A 2250.1300-27-000	TEACHERS SALARIES-7-12	642,291.00	0.00	642,291.00	0.00	0.00	642,291.00
A 2250.1300-28-000	TEACHERS SALARIES-7-12	559,624.00	0.00	559,624.00	0.00	0.00	559,624.00
A 2250.1300-37-000	TEACHERS SALARIES-7-12	2,328,674.00	0.00	2,328,674.00	186.29	0.00	2,328,487.71
A 2250.1300-90-000	TEACHERS SALARIES-7-12	377,698.00	0.00	377,698.00	495.00	0.00	377,203.00
A 2250.1350-90-000	TEACHING ASSISTANTS	1,570,446.00	0.00	1,570,446.00	0.00	0.00	1,570,446.00
A 2250.1400-90-000	SUBSTITUTE TEACHING ASSISTANTS	9,000.00	0.00	9,000.00	0.00	0.00	9,000.00
A 2250.1500-90-000	SUPERVISION - PUPIL SERVICES	204,161.00	0.00	204,161.00	36,235.44	173,930.56	-6,005.00
A 2250.1510-90-000	PUPIL SERVICES (DIRECTORS, CSE CHAIRS)	691,880.00	0.00	691,880.00	30,329.13	649,910.92	11,639.95
A 2250.1545-90-000	ELEM. HOME TEACHING	10,000.00	0.00	10,000.00	2,006.00	0.00	7,994.00
A 2250.1555-90-000	SEC. HOME TEACHING	50,000.00	0.00	50,000.00	0.00	0.00	50,000.00
A 2250.1620-90-000	CLERICAL CONTRACT	581,604.00	0.00	581,604.00	90,883.84	440,214.35	50,505.81
A 2250.1800-90-000	FULL TIME SPECIAL EDUCATION AIDES	2,217,282.00	0.00	2,217,282.00	0.00	0.00	2,217,282.00
A 2250.1860-90-000	AIDES	1,727,754.00	0.00	1,727,754.00	41,959.02	0.00	1,685,794.98
A 2250.1860-99-000	CLERICAL SALARIES	115,422.00	0.00	115,422.00	11,061.84	0.00	104,360.16
A 2250.2000-90-000	EQUIPMENT	15,000.00	0.00	15,000.00	0.00	0.00	15,000.00
A 2250.2100-90-000	EQUIPMENT - 504 ACCOMODATIONS	15,000.00	0.00	15,000.00	0.00	0.00	15,000.00
A 2250.4140-90-000	TRAVEL IN DISTRICT	2,000.00	0.00	2,000.00	0.00	0.00	2,000.00
A 2250.4413-90-000	ARBITRATIONS	12,500.00	0.00	12,500.00	0.00	0.00	12,500.00
A 2250.4490-89-000	PROF & TECH-PRIVATE SCHOOLS	200,000.00	0.00	200,000.00	0.00	0.00	200,000.00
A 2250.4490-90-000	PROF & TECH	2,776,540.00	0.00	2,776,540.00	9,556.33	122,403.73	2,644,579.94
A 2250.4495-90-000	PROF & TECH - 504 ACCOMODATIONS	267,880.00	0.00	267,880.00	1,082.12	6,917.88	259,880.00
A 2250.4500-01-000	SUPPLIES - INSTRUCTIONAL - BARTON	7,000.00	0.00	7,000.00	880.83	1,893.15	4,226.02
A 2250.4500-02-000	SUPPLIES - INSTRUCTIONAL - BAY	3,000.00	0.00	3,000.00	0.00	0.00	3,000.00
A 2250.4500-03-000	SUPPLIES - INSTRUCTIONAL - CANAAN	3,000.00	0.00	3,000.00	0.00	0.00	3,000.00
A 2250.4500-04-000	SUPPLIES - INSTRUCTIONAL - EAGLE	2,500.00	0.00	2,500.00	0.00	0.00	2,500.00
A 2250.4500-05-000	SUPPLIES - INSTRUCTIONAL - MEDFORD	3,000.00	0.00	3,000.00	0.00	851.76	2,148.24
A 2250.4500-06-000	SUPPLIES - INSTRUCTIONAL - RIVER	3,000.00	0.00	3,000.00	0.00	1,000.09	1,999.91
A 2250.4500-07-000	SUPPLIES - INSTRUCTIONAL - TREMONT	4,500.00	0.00	4,500.00	0.00	0.00	4,500.00
A 2250.4500-26-000	SUPPLIES - INSTRUCTIONAL - OREGON	4,500.00	0.00	4,500.00	0.00	288.43	4,211.57
A 2250.4500-27-000	SUPPLIES - INSTRUCTIONAL - SAXTON	3,000.00	0.00	3,000.00	710.44	1,041.97	1,247.59
A 2250.4500-28-000	SUPPLIES - INSTRUCTIONAL - S. OCEAN	3,000.00	0.00	3,000.00	691.45	1,291.34	1,017.21
A 2250.4500-37-000	SUPPLIES - INSTRUCTIONAL - HIGH SCHOOL	20,000.00	0.00	20,000.00	0.00	43.88	19,956.12

PATCHOGUE-MEDFORD UFSD



Appropriation Status Detail Report By Function From 7/1/2024 To 8/31/2024

Account	Description	Budget	Adjustments	Adj. Budget	Expensed	Encumbered	Available
A 2250.4500-90-000	SUPPLIES - INSTRUCTIONAL	11,709.00	0.00	11,709.00	0.00	1,587.48	10,121.52
A 2250.4501-90-000	SUPPLIES - 504 ACCOMODATIONS	5,500.00	0.00	5,500.00	0.00	0.00	5,500.00
A 2250.4510-90-000	SUPPLIES - ADMIN	18,500.00	0.00	18,500.00	55.67	1,705.89	16,738.44
A 2250.4690-90-000	EQUIPMENT REPAIR	3,826.00	0.00	3,826.00	0.00	0.00	3,826.00
A 2250.4710-90-000	TUITION PUBLIC	250,000.00	0.00	250,000.00	0.00	0.00	250,000.00
A 2250.4730-90-000	TUITION PRIVATE	1,354,750.00	0.00	1,354,750.00	0.00	0.00	1,354,750.00
A 2250.4750-90-000	CONFERENCE & TRAVEL	5,000.00	0.00	5,000.00	0.00	337.98	4,662.02
A 2250.4800-90-000	TEXTBOOKS	1,000.00	0.00	1,000.00	0.00	0.00	1,000.00
A 2250.4900-90-000	BOCES SPEC ED TUITION	10,849,369.00	-250,939.00	10,598,430.00	30,450.99	8,759,476.79	1,808,502.22
A 2250.4915-90-000	BOCES SPEC ED CONFERENCES	5,000.00	275.00	5,275.00	0.00	1,845.00	3,430.00
2250	STUDENTS WITH DISABILITIES *	33,676,665.00	-250,664.00	33,426,001.00	260,502.61	10,164,741.20	23,000,757.19
A 2280.1350-90-000	TEACHING ASSISTANTS - CTE PROGRAM	32,318.00	0.00	32,318.00	0.00	0.00	32,318.00
A 2280.1500-90-000	INSTRUCTIONAL SALARIES - OCC. ED	633,053.00	0.00	633,053.00	0.00	0.00	633,053.00
A 2280.2000-90-000	CAREER AND TECH ED - EQUIPMENT	4,500.00	0.00	4,500.00	0.00	0.00	4,500.00
A 2280.4000-90-000	CAREER AND TECH ED - CONTRACTUAL	34,300.00	0.00	34,300.00	0.00	0.00	34,300.00
A 2280.4500-90-000	CAREER AND TECH ED - SUPPLIES AND MATERIALS	62,150.00	0.00	62,150.00	3,510.89	11,945.26	46,693.85
A 2280.4800-90-000	CAREER AND TECH ED - TEXTBOOKS	5,652.00	0.00	5,652.00	0.00	0.00	5,652.00
A 2280.4900-90-000	BOCES OCC. ED	1,257,640.00	0.00	1,257,640.00	0.00	1,224,500.00	33,140.00
2280	OCCUPATIONAL EDUCATION *	2,029,613.00	0.00	2,029,613.00	3,510.89	1,236,445.26	789,656.85
22	**	35,706,278.00	-250,664.00	35,455,614.00	264,013.50	11,401,186.46	23,790,414.04
A 2330.1500-90-000	PAYROLL - SUMMER SCHOOL / FLACS	259,101.00	0.00	259,101.00	271.08	0.00	258,829.92
A 2330.1615-90-000	NURSE	29,400.00	0.00	29,400.00	8,892.00	0.00	20,508.00
A 2330.1630-90-000	PART TIME CLERICAL	6,000.00	0.00	6,000.00	0.00	0.00	6,000.00
A 2330.1640-90-000	PART-TIME CUSTODIAL	5,100.00	0.00	5,100.00	0.00	0.00	5,100.00
A 2330.1863-90-000	GREETER/LAVATORY AIDE	10,030.00	0.00	10,030.00	7,024.61	0.00	3,005.39
A 2330.4500-90-000	SUPPLIES	6,000.00	0.00	6,000.00	0.00	0.00	6,000.00
2330	TEACHING - SUMMER SCHOOL *	315,631.00	0.00	315,631.00	16,187.69	0.00	299,443.31
A 2331.1500-43-000	ADULT ED-SUPRV	24,000.00	0.00	24,000.00	2,754.00	0.00	21,246.00
A 2331.1505-43-000	ADULT ED - INSTRUCTIONAL SALARY	24,000.00	0.00	24,000.00	7,200.00	0.00	16,800.00
A 2331.1620-43-000	ADULT ED SECURITY	8,200.00	0.00	8,200.00	387.00	0.00	7,813.00
A 2331.4000-43-000	CONTRACTUAL EXP	186,480.00	0.00	186,480.00	23,970.00	98,477.00	64,033.00
A 2331.4500-43-000	SUPPLIES	500.00	0.00	500.00	0.00	0.00	500.00
A 2331.4850-43-000	TEXTS	5,000.00	0.00	5,000.00	0.00	0.00	5,000.00

PATCHOGUE-MEDFORD UFSD

Appropriation Status Detail Report By Function From 7/1/2024 To 8/31/2024



Account	Description	Budget	Adjustments	Adj. Budget	Expensed	Encumbered	Available
<u>A 2331.4900-90-000</u>	BOCES EQUIVALENT ATTENDANCE	2,500.00	0.00	2,500.00	0.00	0.00	2,500.00
2331	TEACHING - ADULT ED	250,680.00	0.00	250,680.00	34,311.00	98,477.00	117,892.00
<u>A 2335.1510-90-000</u>	COORDINATOR'S SALARY	16,015.00	0.00	16,015.00	0.00	0.00	16,015.00
<u>A 2335.1550-90-000</u>	TEACHERS SALARY	271,710.00	0.00	271,710.00	0.00	0.00	271,710.00
<u>A 2335.1620-90-000</u>	SECURITY SALARY	10,500.00	0.00	10,500.00	0.00	0.00	10,500.00
<u>A 2335.4500-90-000</u>	SUPPLIES/MATERIALS	1,000.00	0.00	1,000.00	0.00	0.00	1,000.00
2335	ALTERNATIVE HIGH SCHOOL	299,225.00	0.00	299,225.00	0.00	0.00	299,225.00
23		865,536.00	0.00	865,536.00	50,498.69	98,477.00	716,560.31
<u>A 2610.1200-01-000</u>	TEACHERS SALARIES 1-6	148,981.00	0.00	148,981.00	0.00	0.00	148,981.00
<u>A 2610.1200-02-000</u>	TEACHERS SALARIES 1-6	96,795.00	0.00	96,795.00	0.00	0.00	96,795.00
<u>A 2610.1200-03-000</u>	TEACHERS SALARIES 1-6	99,801.00	0.00	99,801.00	0.00	0.00	99,801.00
<u>A 2610.1200-04-000</u>	TEACHERS SALARIES 1-6	75,207.00	0.00	75,207.00	0.00	0.00	75,207.00
<u>A 2610.1200-05-000</u>	TEACHERS SALARIES 1-6	100,599.00	0.00	100,599.00	0.00	0.00	100,599.00
<u>A 2610.1200-06-000</u>	TEACHERS SALARIES 1-6	65,027.00	0.00	65,027.00	0.00	0.00	65,027.00
<u>A 2610.1200-07-000</u>	TEACHERS SALARIES 1-6	146,981.00	0.00	146,981.00	0.00	0.00	146,981.00
<u>A 2610.1300-26-000</u>	TEACHERS SALARIES-7-12	142,466.00	0.00	142,466.00	0.00	0.00	142,466.00
<u>A 2610.1300-27-000</u>	TEACHERS SALARIES-7-12	115,528.00	0.00	115,528.00	0.00	0.00	115,528.00
<u>A 2610.1300-28-000</u>	TEACHERS SALARIES-7-12	98,312.00	0.00	98,312.00	0.00	0.00	98,312.00
<u>A 2610.1300-37-000</u>	TEACHERS SALARIES-7-12	283,403.00	0.00	283,403.00	0.00	0.00	283,403.00
<u>A 2610.1865-90-000</u>	LIBRARY AIDES	179,663.00	0.00	179,663.00	0.00	0.00	179,663.00
<u>A 2610.4150-90-000</u>	LIBRARY - TRAVEL AND CONFERENCE	1,500.00	0.00	1,500.00	0.00	0.00	1,500.00
<u>A 2610.4500-01-000</u>	LIBRARY SUPPLIES - BARTON	982.00	0.00	982.00	0.00	982.00	0.00
<u>A 2610.4500-02-000</u>	LIBRARY SUPPLIES - BAY	840.00	0.00	840.00	0.00	672.19	167.81
<u>A 2610.4500-03-000</u>	LIBRARY SUPPLIES - CANAAN	1,226.00	0.00	1,226.00	0.00	0.00	1,226.00
<u>A 2610.4500-04-000</u>	LIBRARY SUPPLIES - EAGLE	1,206.00	0.00	1,206.00	0.00	1,205.25	0.75
<u>A 2610.4500-05-000</u>	LIBRARY SUPPLIES - MEDFORD	972.00	0.00	972.00	0.00	971.85	0.15
<u>A 2610.4500-06-000</u>	LIBRARY SUPPLIES - RIVER	646.00	0.00	646.00	0.00	645.22	0.78
<u>A 2610.4500-07-000</u>	LIBRARY SUPPLIES - TREMONT	934.00	0.00	934.00	0.00	933.68	0.32
<u>A 2610.4500-26-000</u>	LIBRARY SUPPLIES - OREGON	1,132.00	0.00	1,132.00	0.00	1,128.84	3.16
<u>A 2610.4500-27-000</u>	LIBRARY SUPPLIES - SAXTON	1,046.00	0.00	1,046.00	0.00	1,045.29	0.71
<u>A 2610.4500-28-000</u>	LIBRARY SUPPLIES - S. OCEAN	1,116.00	0.00	1,116.00	0.00	988.74	127.26
<u>A 2610.4500-37-000</u>	LIBRARY SUPPLIES - H.S.	4,854.00	120.00	4,974.00	0.00	4,973.95	0.05
<u>A 2610.4640-90-000</u>	BOOK PROCESSING	1,650.00	0.00	1,650.00	0.00	0.00	1,650.00

PATCHOGUE-MEDFORD UFSD

Appropriation Status Detail Report By Function From 7/1/2024 To 8/31/2024



Account	Description	Budget	Adjustments	Adj. Budget	Expensed	Encumbered	Available
<u>A 2610.4690-90-000</u>	EQUIPMENT REPAIR	600.00	-120.00	480.00	0.00	0.00	480.00
<u>A 2610.4760-90-000</u>	MEMBERSHIPS	435.00	0.00	435.00	0.00	0.00	435.00
<u>A 2610.4900-90-000</u>	BOCES LIBRARY RESOURCES	117,786.00	0.00	117,786.00	0.00	112,180.56	5,605.44
<u>A 2610.5200-01-000</u>	LIBRARY BOOKS/REF/PERIODICALS - BARTON	3,928.00	0.00	3,928.00	0.00	3,928.00	0.00
<u>A 2610.5200-02-000</u>	LIBRARY BOOKS/REF/PERIODICALS - BAY	3,360.00	0.00	3,360.00	0.00	3,360.00	0.00
<u>A 2610.5200-03-000</u>	LIBRARY BOOKS/REF/PERIODICALS - CANAAN	4,904.00	0.00	4,904.00	0.00	4,904.00	0.00
<u>A 2610.5200-04-000</u>	LIBRARY BOOKS/REF/PERIODICALS - EAGLE	4,824.00	0.00	4,824.00	0.00	4,824.00	0.00
<u>A 2610.5200-05-000</u>	LIBRARY BOOKS/REF/PERIODICALS - MEDFOR	3,888.00	0.00	3,888.00	0.00	3,888.00	0.00
<u>A 2610.5200-06-000</u>	LIBRARY BOOKS/REF/PERIODICALS - RIVER	2,584.00	0.00	2,584.00	0.00	2,584.00	0.00
<u>A 2610.5200-07-000</u>	LIBRARY BOOKS/REF/PERIODICALS - TREMON	3,736.00	0.00	3,736.00	0.00	3,736.00	0.00
<u>A 2610.5200-26-000</u>	LIBRARY BOOKS/REF/PERIODICALS - OREGON	4,528.00	0.00	4,528.00	0.00	4,528.00	0.00
<u>A 2610.5200-27-000</u>	LIBRARY BOOKS/REF/PERIODICALS - SAXTON	4,184.00	0.00	4,184.00	0.00	4,184.00	0.00
<u>A 2610.5200-28-000</u>	LIBRARY BOOKS/REF/PERIODICALS - S. OCE	4,464.00	0.00	4,464.00	0.00	4,464.00	0.00
<u>A 2610.5200-37-000</u>	LIBRARY BOOKS/REF/PERIODICALS - H.S.	19,416.00	0.00	19,416.00	0.00	19,000.00	416.00
<u>A 2610.5200-89-000</u>	LIBRARY BOOKS - PAROCHIAL SCHOOLS	1,000.00	0.00	1,000.00	0.00	0.00	1,000.00
2610	SCHOOL LIBRARY *	1,750,504.00	0.00	1,750,504.00	0.00	185,127.57	1,565,376.43
<u>A 2611.1600-90-000</u>	AV TECHNICIAN	112,562.00	0.00	112,562.00	19,824.78	92,737.22	0.00
<u>A 2611.2000-90-000</u>	AUDIO VISUAL - EQUIPMENT	4,000.00	0.00	4,000.00	0.00	0.00	4,000.00
<u>A 2611.4000-90-000</u>	CONTRACT SERVICES - AUDIO VISUAL	6,000.00	0.00	6,000.00	0.00	0.00	6,000.00
<u>A 2611.4140-90-000</u>	TRAVEL IN DISTRICT	500.00	0.00	500.00	0.00	0.00	500.00
<u>A 2611.4500-90-000</u>	SUPPLIES	22,500.00	0.00	22,500.00	327.99	0.00	22,172.01
<u>A 2611.4690-90-000</u>	EQUIPMENT REPAIR	2,000.00	0.00	2,000.00	0.00	0.00	2,000.00
2611	SCHOOL AUDIO-VISUAL *	147,562.00	0.00	147,562.00	20,152.77	92,737.22	34,672.01
<u>A 2612.4500-90-000</u>	SUPPLIES	3,000.00	0.00	3,000.00	0.00	0.00	3,000.00
2612	CURRIC MATERIAL CENTER *	3,000.00	0.00	3,000.00	0.00	0.00	3,000.00
<u>A 2630.1505-90-000</u>	COMPUTER NETWORK ADMINISTRATORS	290,145.00	0.00	290,145.00	55,327.50	266,234.57	-31,417.07
<u>A 2630.1650-90-000</u>	TECHNICAL SUPPORT SALARIES	861,313.00	0.00	861,313.00	134,780.34	647,609.39	78,923.27

PATCHOGUE-MEDFORD UFSD

Appropriation Status Detail Report By Function From 7/1/2024 To 8/31/2024



Account	Description		Budget	Adjustments	Adj. Budget	Expensed	Encumbered	Available
<u>A 2630.1860-90-000</u>	COMPUTER AIDES		577,974.00	0.00	577,974.00	21,504.18	0.00	556,469.82
<u>A 2630.2022-90-000</u>	COMPUTER HARDWARE AID		380,250.00	0.00	380,250.00	191,159.80	40,716.75	148,373.45
<u>A 2630.4140-90-000</u>	TRAVEL IN DISTRICT		3,500.00	0.00	3,500.00	0.00	600.00	2,900.00
<u>A 2630.4450-90-000</u>	COMPUTER HARDWARE REPAIR		240,000.00	0.00	240,000.00	90,935.05	0.00	149,064.95
<u>A 2630.4490-90-000</u>	STAFF DEVELOPMENT-TECH		7,500.00	0.00	7,500.00	0.00	0.00	7,500.00
<u>A 2630.4500-01-000</u>	COMPUTER SUPPLIES - BARTON		1,098.00	0.00	1,098.00	0.00	0.00	1,098.00
<u>A 2630.4500-02-000</u>	COMPUTER SUPPLIES - BAY		921.00	0.00	921.00	0.00	0.00	921.00
<u>A 2630.4500-03-000</u>	COMPUTER SUPPLIES - CANAAN		1,287.00	0.00	1,287.00	0.00	0.00	1,287.00
<u>A 2630.4500-04-000</u>	COMPUTER SUPPLIES - EAGLE		1,359.00	0.00	1,359.00	0.00	0.00	1,359.00
<u>A 2630.4500-05-000</u>	COMPUTER SUPPLIES - MEDFORD		1,123.00	0.00	1,123.00	0.00	0.00	1,123.00
<u>A 2630.4500-06-000</u>	COMPUTER SUPPLIES - RIVER		743.00	0.00	743.00	0.00	0.00	743.00
<u>A 2630.4500-07-000</u>	COMPUTER SUPPLIES - TREMONT		1,040.00	0.00	1,040.00	0.00	0.00	1,040.00
<u>A 2630.4500-26-000</u>	COMPUTER SUPPLIES - OREGON		1,328.00	1,137.00	2,465.00	0.00	1,137.00	1,328.00
<u>A 2630.4500-27-000</u>	COMPUTER SUPPLIES - SAXTON		1,121.00	0.00	1,121.00	562.74	0.00	558.26
<u>A 2630.4500-28-000</u>	COMPUTER SUPPLIES - S. OCEAN		1,346.00	0.00	1,346.00	0.00	0.00	1,346.00
<u>A 2630.4500-37-000</u>	COMPUTER SUPPLIES - H.S.		5,522.00	0.00	5,522.00	270.71	2,329.74	2,921.55
<u>A 2630.4500-90-000</u>	COMPUTER SUPPLIES		117,900.00	330,736.94	448,636.94	315,729.87	19,733.28	113,173.79
<u>A 2630.4630-90-000</u>	COMPUTER SOFTWARE AID - ELEMENTARY		139,000.00	0.00	139,000.00	0.00	4,730.00	134,270.00
<u>A 2630.4640-90-000</u>	COMPUTER SOFTWARE AID - SECONDARY		195,900.00	0.00	195,900.00	62,854.18	25,288.50	107,757.32
<u>A 2630.4650-90-000</u>	COMPUTER SOFTWARE AID - DISTRICTWIDE		279,750.00	0.00	279,750.00	99,963.08	60,825.00	118,961.92
<u>A 2630.4750-90-000</u>	TRAVEL & CONFERENCE		2,500.00	0.00	2,500.00	0.00	195.00	2,305.00
<u>A 2630.4910-90-000</u>	BOCES INTERNET ACCESS		72,000.00	0.00	72,000.00	0.00	61,069.00	10,931.00
2630	COMPUTER ASSISTED INSTRUCTION	*	3,184,620.00	331,873.94	3,516,493.94	973,087.45	1,130,468.23	1,412,938.26
26		**	5,085,686.00	331,873.94	5,417,559.94	993,240.22	1,408,333.02	3,015,986.70
<u>A 2805.1500-90-000</u>	ATTENDANCE COUNSELOR		122,535.00	0.00	122,535.00	0.00	0.00	122,535.00
<u>A 2805.1620-90-000</u>	NON-INSTRUCTIONAL SALARIES		114,728.00	0.00	114,728.00	22,531.55	108,151.45	-15,955.00
<u>A 2805.1861-90-000</u>	AIDES - REGISTRATION/ATTENDANCE		73,990.00	0.00	73,990.00	0.00	0.00	73,990.00
<u>A 2805.4140-90-000</u>	TRAVEL IN DISTRICT		400.00	0.00	400.00	0.00	0.00	400.00
<u>A 2805.4500-90-000</u>	SUPPLIES		2,500.00	0.00	2,500.00	133.89	0.00	2,366.11
<u>A 2805.4690-90-000</u>	EQUIPMENT REPAIR		250.00	0.00	250.00	0.00	0.00	250.00
2805	ATTENDANCE - REGULAR SCHOOL	*	314,403.00	0.00	314,403.00	22,665.44	108,151.45	183,586.11
<u>A 2810.1500-26-000</u>	GUIDANCE SALARIES		270,800.00	0.00	270,800.00	0.00	0.00	270,800.00
<u>A 2810.1500-27-000</u>	GUIDANCE SALARIES		168,144.00	0.00	168,144.00	0.00	0.00	168,144.00

PATCHOGUE-MEDFORD UFSD

Appropriation Status Detail Report By Function From 7/1/2024 To 8/31/2024



Account	Description	Budget	Adjustments	Adj. Budget	Expensed	Encumbered	Available
<u>A 2810.1500-28-000</u>	GUIDANCE SALARIES	237,200.00	0.00	237,200.00	0.00	0.00	237,200.00
<u>A 2810.1500-37-000</u>	GUIDANCE SALARIES	1,188,243.00	0.00	1,188,243.00	0.00	0.00	1,188,243.00
<u>A 2810.1501-90-000</u>	GUIDANCE/EXTRA	4,000.00	0.00	4,000.00	0.00	0.00	4,000.00
<u>A 2810.1502-90-000</u>	EXAM PROCTOR (PSAT, SAT, ETC.)	4,000.00	0.00	4,000.00	0.00	0.00	4,000.00
<u>A 2810.1505-90-000</u>	SUMMER HOURS	54,000.00	0.00	54,000.00	25,316.79	0.00	28,683.21
<u>A 2810.1620-26-000</u>	CLERICAL CONTRACT	51,143.00	0.00	51,143.00	8,840.17	42,432.83	-130.00
<u>A 2810.1620-27-000</u>	CLERICAL CONTRACT	50,076.00	0.00	50,076.00	8,567.73	41,503.04	5.23
<u>A 2810.1620-28-000</u>	CLERICAL CONTRACT	46,797.00	0.00	46,797.00	6,369.19	40,216.92	210.89
<u>A 2810.1620-37-000</u>	CLERICAL CONTRACT	191,714.00	0.00	191,714.00	32,779.86	159,423.14	-489.00
<u>A 2810.4000-90-000</u>	AP/PSAT TESTING	116,000.00	0.00	116,000.00	0.00	0.00	116,000.00
<u>A 2810.4150-90-000</u>	TRAVEL AND CONFERENCE	500.00	0.00	500.00	0.00	0.00	500.00
<u>A 2810.4500-26-000</u>	SUPPLIES & SOFTWARE - OREGON	600.00	0.00	600.00	0.00	573.96	26.04
<u>A 2810.4500-27-000</u>	SUPPLIES & SOFTWARE - SAXTON	600.00	0.00	600.00	0.00	575.01	24.99
<u>A 2810.4500-28-000</u>	SUPPLIES & SOFTWARE - S. OCEAN	600.00	0.00	600.00	0.00	0.00	600.00
<u>A 2810.4500-37-000</u>	SUPPLIES & SOFTWARE - HIGH SCHOOL	4,500.00	0.00	4,500.00	999.37	718.10	2,782.53
<u>A 2810.4500-90-000</u>	SUPPLIES & SOFTWARE	3,000.00	0.00	3,000.00	0.00	0.00	3,000.00
<u>A 2810.4793-90-000</u>	COLLEGE NIGHT/CAREER DAY	8,000.00	0.00	8,000.00	0.00	0.00	8,000.00
<u>A 2810.4795-90-000</u>	MSA & COLLEGE BOARDS	500.00	0.00	500.00	0.00	0.00	500.00
2810	GUIDANCE - REGULAR SCHOOL	2,400,417.00	0.00	2,400,417.00	82,873.11	285,443.00	2,032,100.89
<u>A 2815.1615-01-000</u>	NURSES	59,280.00	0.00	59,280.00	0.00	0.00	59,280.00
<u>A 2815.1615-02-000</u>	NURSES	57,639.00	0.00	57,639.00	0.00	0.00	57,639.00
<u>A 2815.1615-03-000</u>	NURSES	56,386.00	0.00	56,386.00	0.00	0.00	56,386.00
<u>A 2815.1615-04-000</u>	NURSES	54,787.00	0.00	54,787.00	0.00	0.00	54,787.00
<u>A 2815.1615-05-000</u>	NURSES	54,787.00	0.00	54,787.00	0.00	0.00	54,787.00
<u>A 2815.1615-06-000</u>	NURSES	54,787.00	0.00	54,787.00	0.00	0.00	54,787.00
<u>A 2815.1615-07-000</u>	NURSES	76,189.00	0.00	76,189.00	0.00	0.00	76,189.00
<u>A 2815.1615-26-000</u>	NURSES	59,728.00	0.00	59,728.00	0.00	0.00	59,728.00
<u>A 2815.1615-27-000</u>	NURSES	63,277.00	0.00	63,277.00	0.00	0.00	63,277.00
<u>A 2815.1615-28-000</u>	NURSES	63,275.00	0.00	63,275.00	0.00	0.00	63,275.00
<u>A 2815.1615-37-000</u>	NURSES	151,716.00	0.00	151,716.00	0.00	0.00	151,716.00
<u>A 2815.1615-89-000</u>	NURSES	74,881.00	0.00	74,881.00	0.00	0.00	74,881.00
<u>A 2815.1615-90-000</u>	NURSES	164,436.00	0.00	164,436.00	922.01	0.00	163,513.99
<u>A 2815.1860-89-000</u>	HEALTH AIDES	358,135.00	0.00	358,135.00	0.00	0.00	358,135.00

PATCHOGUE-MEDFORD UFSD

Appropriation Status Detail Report By Function From 7/1/2024 To 8/31/2024



Account	Description	Budget	Adjustments	Adj. Budget	Expensed	Encumbered	Available
<u>A 2815.4140-90-000</u>	TRAVEL IN DISTRICT	500.00	0.00	500.00	0.00	0.00	500.00
<u>A 2815.4497-90-000</u>	HEALTH SVC CONTRACTS	174,000.00	0.00	174,000.00	0.00	9,000.00	165,000.00
<u>A 2815.4498-90-000</u>	MEDICAL EXAM	55,000.00	0.00	55,000.00	3,901.50	42,916.50	8,182.00
<u>A 2815.4500-01-000</u>	SUPPLIES - BARTON	2,250.00	0.00	2,250.00	0.00	799.08	1,450.92
<u>A 2815.4500-02-000</u>	SUPPLIES - BAY	1,900.00	0.00	1,900.00	0.00	794.87	1,105.13
<u>A 2815.4500-03-000</u>	SUPPLIES - CANAAN	2,340.00	0.00	2,340.00	0.00	799.01	1,540.99
<u>A 2815.4500-04-000</u>	SUPPLIES - EAGLE	2,745.00	0.00	2,745.00	0.00	796.68	1,948.32
<u>A 2815.4500-05-000</u>	SUPPLIES - MEDFORD	2,145.00	0.00	2,145.00	0.00	799.91	1,345.09
<u>A 2815.4500-06-000</u>	SUPPLIES - RIVER	1,450.00	0.00	1,450.00	0.00	799.02	650.98
<u>A 2815.4500-07-000</u>	SUPPLIES - TREMONT	2,150.00	0.00	2,150.00	0.00	799.22	1,350.78
<u>A 2815.4500-26-000</u>	SUPPLIES - OREGON	3,000.00	0.00	3,000.00	0.00	1,419.11	1,580.89
<u>A 2815.4500-27-000</u>	SUPPLIES - SAXTON	2,755.00	0.00	2,755.00	0.00	1,464.25	1,290.75
<u>A 2815.4500-28-000</u>	SUPPLIES - S. OCEAN	3,000.00	0.00	3,000.00	403.26	1,060.16	1,536.58
<u>A 2815.4500-37-000</u>	SUPPLIES - HIGH SCHOOL	11,900.00	0.00	11,900.00	69.90	4,343.03	7,487.07
<u>A 2815.4690-90-000</u>	EQUIPMENT REPAIR	2,500.00	0.00	2,500.00	0.00	1,335.00	1,165.00
<u>A 2815.4900-90-000</u>	BOCES	675.00	0.00	675.00	0.00	0.00	675.00
2815	HEALTH SERVICES - REGULAR SCHOOL *	1,617,613.00	0.00	1,617,613.00	5,296.67	67,125.84	1,545,190.49
<u>A 2820.1500-90-000</u>	PSYCHOLOGISTS	1,411,071.00	0.00	1,411,071.00	2,401.41	0.00	1,408,669.59
<u>A 2820.4140-90-000</u>	TRAVEL IN DISTRICT	2,000.00	0.00	2,000.00	0.00	0.00	2,000.00
<u>A 2820.4150-90-000</u>	TRAVEL AND CONFERENCE	1,500.00	0.00	1,500.00	0.00	0.00	1,500.00
<u>A 2820.4499-90-000</u>	PSYCHOLOGICAL TESTING	20,000.00	0.00	20,000.00	0.00	0.00	20,000.00
<u>A 2820.4500-01-000</u>	PSYCH SUPPLIES - BARTON	1,000.00	0.00	1,000.00	0.00	0.00	1,000.00
<u>A 2820.4500-02-000</u>	PSYCH SUPPLIES - BAY	800.00	0.00	800.00	0.00	0.00	800.00
<u>A 2820.4500-03-000</u>	PSYCH SUPPLIES - CANAAN	1,000.00	0.00	1,000.00	0.00	0.00	1,000.00
<u>A 2820.4500-04-000</u>	PSYCH SUPPLIES - EAGLE	500.00	0.00	500.00	0.00	0.00	500.00
<u>A 2820.4500-05-000</u>	PSYCH SUPPLIES - MEDFORD	500.00	0.00	500.00	0.00	0.00	500.00
<u>A 2820.4500-06-000</u>	PSYCH SUPPLIES - RIVER	500.00	0.00	500.00	0.00	0.00	500.00
<u>A 2820.4500-07-000</u>	PSYCH SUPPLIES - TREMONT	500.00	0.00	500.00	0.00	0.00	500.00
<u>A 2820.4500-26-000</u>	PSYCH SUPPLIES - OREGON	500.00	0.00	500.00	0.00	0.00	500.00
<u>A 2820.4500-27-000</u>	PSYCH SUPPLIES - SAXTON	1,000.00	0.00	1,000.00	0.00	0.00	1,000.00
<u>A 2820.4500-28-000</u>	PSYCH SUPPLIES - S. OCEAN	1,000.00	0.00	1,000.00	0.00	0.00	1,000.00
<u>A 2820.4500-37-000</u>	PSYCH SUPPLIES - HIGH SCHOOL	1,000.00	0.00	1,000.00	0.00	0.00	1,000.00
<u>A 2820.4500-90-000</u>	SUPPLIES	6,000.00	0.00	6,000.00	0.00	0.00	6,000.00

PATCHOGUE-MEDFORD UFSD

Appropriation Status Detail Report By Function From 7/1/2024 To 8/31/2024



Account	Description	Budget	Adjustments	Adj. Budget	Expensed	Encumbered	Available
2820	PSYCHOLOGICAL SVCS *	1,448,871.00	0.00	1,448,871.00	2,401.41	0.00	1,446,469.59
<u>A 2830.1300-90-000</u>	INSTRUCTIONAL SALARIES	1,328,973.00	0.00	1,328,973.00	0.00	0.00	1,328,973.00
<u>A 2830.4900-90-000</u>	STUDENT ASSIST SERV-BOCES	132,825.00	0.00	132,825.00	0.00	129,000.00	3,825.00
2830	SOCIAL WORK SVCS *	1,461,798.00	0.00	1,461,798.00	0.00	129,000.00	1,332,798.00
<u>A 2850.1502-01-000</u>	COCURRICULAR STIPENDS/BARTON	18,304.00	0.00	18,304.00	0.00	0.00	18,304.00
<u>A 2850.1502-02-000</u>	COCURRICULAR STIPENDS/BAY	20,353.00	0.00	20,353.00	0.00	0.00	20,353.00
<u>A 2850.1502-03-000</u>	COCURRICULAR STIPENDS/CANAAN	17,209.00	0.00	17,209.00	0.00	0.00	17,209.00
<u>A 2850.1502-04-000</u>	COCURRICULAR STIPENDS/EAGLE	19,651.00	0.00	19,651.00	0.00	0.00	19,651.00
<u>A 2850.1502-05-000</u>	COCURRICULAR STIPENDS/MEDFORD	15,000.00	0.00	15,000.00	0.00	0.00	15,000.00
<u>A 2850.1502-06-000</u>	COCURRICULAR STIPENDS/RIVER	13,391.00	0.00	13,391.00	0.00	0.00	13,391.00
<u>A 2850.1502-07-000</u>	COCURRICULAR STIPENDS/TREMONT	15,000.00	0.00	15,000.00	0.00	0.00	15,000.00
<u>A 2850.1502-26-000</u>	COCURRICULAR STIPENDS/OREGON	32,182.00	0.00	32,182.00	0.00	0.00	32,182.00
<u>A 2850.1502-27-000</u>	COCURRICULAR STIPENDS/SAXTON	34,360.00	0.00	34,360.00	0.00	0.00	34,360.00
<u>A 2850.1502-28-000</u>	COCURRICULAR STIPENDS/SO OCEAN	35,474.00	0.00	35,474.00	0.00	0.00	35,474.00
<u>A 2850.1502-37-000</u>	COCURRICULAR STIPENDS/HS	124,990.00	860.00	125,850.00	3,953.00	0.00	121,897.00
<u>A 2850.1502-40-000</u>	COCURRICULAR STIPENDS/MUSIC/ART - DISTRICTWIDE	112,675.00	0.00	112,675.00	0.00	0.00	112,675.00
<u>A 2850.1522-26-000</u>	COCURRICULAR STIPENDS/MUSIC/ART - OREGON	13,910.00	-776.00	13,134.00	0.00	0.00	13,134.00
<u>A 2850.1522-27-000</u>	COCURRICULAR STIPENDS/MUSIC/ART - SAXTON	12,190.00	388.00	12,578.00	0.00	0.00	12,578.00
<u>A 2850.1522-28-000</u>	COCURRICULAR STIPENDS/MUSIC/ART - S. OCEAN	12,190.00	388.00	12,578.00	0.00	0.00	12,578.00
<u>A 2850.1522-37-000</u>	COCURRICULAR STIPENDS/MUSIC/ART - HIGH SCHOOL	97,573.00	0.00	97,573.00	0.00	0.00	97,573.00
<u>A 2850.4000-28-000</u>	COCURRIC/GRADUATION-CONTRACTUAL-SO	500.00	0.00	500.00	0.00	0.00	500.00
<u>A 2850.4000-37-000</u>	CONTRACTUAL-HIGH SCHOOL	6,750.00	0.00	6,750.00	0.00	0.00	6,750.00
<u>A 2850.4000-90-000</u>	ROBOTICS CONTRACTUAL	30,000.00	0.00	30,000.00	0.00	0.00	30,000.00
<u>A 2850.4160-90-000</u>	TRAVEL & EVENT FEES	31,150.00	0.00	31,150.00	1,400.00	0.00	29,750.00
<u>A 2850.4500-01-000</u>	SUPPLIES - BARTON	400.00	0.00	400.00	0.00	0.00	400.00
<u>A 2850.4500-02-000</u>	SUPPLIES - BAY	1,000.00	0.00	1,000.00	0.00	0.00	1,000.00
<u>A 2850.4500-03-000</u>	SUPPLIES - CANAAN	2,000.00	0.00	2,000.00	313.86	0.00	1,686.14
<u>A 2850.4500-04-000</u>	SUPPLIES - EAGLE	4,250.00	0.00	4,250.00	0.00	56.96	4,193.04
<u>A 2850.4500-05-000</u>	SUPPLIES - MEDFORD	1,000.00	0.00	1,000.00	0.00	0.00	1,000.00

PATCHOGUE-MEDFORD UFSD

Appropriation Status Detail Report By Function From 7/1/2024 To 8/31/2024



Account	Description	Budget	Adjustments	Adj. Budget	Expensed	Encumbered	Available
<u>A 2850.4500-07-000</u>	SUPPLIES - TREMONT	800.00	0.00	800.00	0.00	0.00	800.00
<u>A 2850.4500-27-000</u>	SUPPLIES - SAXTON	750.00	0.00	750.00	0.00	471.17	278.83
<u>A 2850.4500-28-000</u>	SUPPLIES - SO. OCEAN	3,000.00	0.00	3,000.00	0.00	0.00	3,000.00
<u>A 2850.4500-37-000</u>	SUPPLIES - HIGH SCHOOL	7,800.00	0.00	7,800.00	0.00	0.00	7,800.00
<u>A 2850.4500-90-000</u>	SUPPLIES-MUSIC/ART CO-CURRICULAR	32,020.00	0.00	32,020.00	1,871.15	4,110.50	26,038.35
<u>A 2850.4550-90-000</u>	ROBOTICS SUPPLIES	3,317.00	0.00	3,317.00	0.00	0.00	3,317.00
<u>A 2850.4760-90-000</u>	MEMBERSHIPS	4,750.00	0.00	4,750.00	200.00	2,893.00	1,657.00
2850	CO-CURRIC ACTIVITIES *	723,939.00	860.00	724,799.00	7,738.01	7,531.63	709,529.36
<u>A 2855.1502-26-000</u>	COACHING STIPENDS - OREGON	116,902.00	0.00	116,902.00	0.00	0.00	116,902.00
<u>A 2855.1502-27-000</u>	COACHING STIPENDS - SAXTON	92,840.00	0.00	92,840.00	0.00	0.00	92,840.00
<u>A 2855.1502-28-000</u>	COACHING STIPENDS - S. OCEAN	92,840.00	0.00	92,840.00	0.00	0.00	92,840.00
<u>A 2855.1502-90-000</u>	COACHING STIPENDS - HIGH SCHOOL	637,717.00	0.00	637,717.00	9,228.00	0.00	628,489.00
<u>A 2855.1540-26-000</u>	ATHLETIC EVENTS - CHAPERONES - OREGON	12,000.00	0.00	12,000.00	0.00	0.00	12,000.00
<u>A 2855.1540-27-000</u>	ATHLETIC EVENTS - CHAPERONES - SAXTON	12,000.00	0.00	12,000.00	0.00	0.00	12,000.00
<u>A 2855.1540-28-000</u>	ATHLETIC EVENTS - CHAPERONES - S. OCEAN	11,000.00	0.00	11,000.00	0.00	0.00	11,000.00
<u>A 2855.1540-90-000</u>	ATHLETIC EVENTS - CHAPERONES - HIGH SCHOOL	75,000.00	0.00	75,000.00	0.00	0.00	75,000.00
<u>A 2855.1610-26-000</u>	SECURITY - OREGON	1,500.00	0.00	1,500.00	0.00	0.00	1,500.00
<u>A 2855.1610-27-000</u>	SECURITY - SAXTON	1,500.00	0.00	1,500.00	0.00	0.00	1,500.00
<u>A 2855.1610-28-000</u>	SECURITY - S. OCEAN	1,500.00	0.00	1,500.00	0.00	0.00	1,500.00
<u>A 2855.1610-90-000</u>	SECURITY	55,000.00	0.00	55,000.00	0.00	0.00	55,000.00
<u>A 2855.2000-27-000</u>	EQUIPMENT - SAXTON	15,090.00	0.00	15,090.00	0.00	0.00	15,090.00
<u>A 2855.2000-37-000</u>	EQUIPMENT - HIGH SCHOOL	30,700.00	0.00	30,700.00	0.00	12,847.22	17,852.78
<u>A 2855.4160-90-000</u>	TRAVEL/FEES	24,000.00	0.00	24,000.00	0.00	0.00	24,000.00
<u>A 2855.4490-90-000</u>	OFFICIAL'S FEES	122,000.00	0.00	122,000.00	0.00	0.00	122,000.00
<u>A 2855.4500-26-000</u>	SUPPLIES/UNIFORMS - OREGON	9,000.00	0.00	9,000.00	128.65	1,870.72	7,000.63
<u>A 2855.4500-27-000</u>	SUPPLIES/UNIFORMS - SAXTON	11,000.00	0.00	11,000.00	4,155.75	574.84	6,269.41
<u>A 2855.4500-28-000</u>	SUPPLIES/UNIFORMS - S. OCEAN	9,000.00	0.00	9,000.00	1,062.22	1,304.75	6,633.03
<u>A 2855.4500-37-000</u>	SUPPLIES/UNIFORMS - HIGH SCHOOL	70,000.00	1,995.95	71,995.95	17,685.63	38,074.91	16,235.41
<u>A 2855.4610-90-000</u>	CONTRACTUAL	114,800.00	0.00	114,800.00	2,754.00	50,616.00	61,430.00
<u>A 2855.4630-90-000</u>	LAUNDRY/DRYCLEAN	34,000.00	11,635.70	45,635.70	1,844.10	0.00	43,791.60
<u>A 2855.4690-90-000</u>	EQUIPMENT REPAIR	2,700.00	0.00	2,700.00	0.00	0.00	2,700.00

PATCHOGUE-MEDFORD UFSD

Appropriation Status Detail Report By Function From 7/1/2024 To 8/31/2024



Account	Description		Budget	Adjustments	Adj. Budget	Expensed	Encumbered	Available
<u>A 2855.4760-90-000</u>	MEMBERSHIPS		43,500.00	0.00	43,500.00	35,703.08	0.00	7,796.92
<u>A 2855.4900-90-000</u>	BOCES SERVICES		26,105.00	1,167.00	27,272.00	0.00	22,555.00	4,717.00
2855	INTERSCHOL ATHL	*	1,621,694.00	14,798.65	1,636,492.65	72,561.43	127,843.44	1,436,087.78
28		**	9,588,735.00	15,658.65	9,604,393.65	193,536.07	725,095.36	8,685,762.22
2		***	127,536,541.00	234,291.34	127,770,832.34	3,035,829.33	21,946,159.55	102,788,843.46
<u>A 5510.1500-90-000</u>	SUPERVISION		97,397.00	0.00	97,397.00	10,258.09	89,999.63	-2,860.72
<u>A 5510.1600-90-000</u>	DRIVERS SALARIES		220,117.00	0.00	220,117.00	10,140.48	0.00	209,976.52
<u>A 5510.1620-90-000</u>	NONINSTRUCTIONAL SALARY		120,212.00	0.00	120,212.00	20,643.48	99,343.70	224.82
<u>A 5510.1630-90-000</u>	PART TIME CLERICAL		39,439.00	0.00	39,439.00	0.00	0.00	39,439.00
<u>A 5510.1650-90-000</u>	DRIVER OVERTIME		50,000.00	0.00	50,000.00	255.63	0.00	49,744.37
<u>A 5510.1655-90-000</u>	MECHANIC O/T		11,000.00	0.00	11,000.00	294.91	0.00	10,705.09
<u>A 5510.1660-90-000</u>	MECHANIC		71,168.00	0.00	71,168.00	12,270.33	58,897.67	0.00
<u>A 5510.1860-90-000</u>	BUS AIDES		566,694.00	0.00	566,694.00	40,828.22	0.00	525,865.78
<u>A 5510.4150-90-000</u>	TRAVEL-CONFERENCE		3,000.00	0.00	3,000.00	0.00	1,558.29	1,441.71
<u>A 5510.4240-90-000</u>	INSURANCE		8,757.00	0.00	8,757.00	7,878.00	0.00	879.00
<u>A 5510.4490-90-000</u>	PROFESSIONAL/TECHNICAL		22,698.00	0.00	22,698.00	7,043.76	303.38	15,350.86
<u>A 5510.4500-90-000</u>	SUPPLIES		5,000.00	0.00	5,000.00	134.76	4,230.65	634.59
<u>A 5510.4650-90-000</u>	EQUIPMENT RENTAL		1,800.00	0.00	1,800.00	0.00	0.00	1,800.00
<u>A 5510.4690-90-000</u>	EQUIPMENT REPAIR		45,000.00	0.00	45,000.00	2,282.70	28,417.30	14,300.00
<u>A 5510.4911-90-000</u>	BOCES SERVICES		860.00	0.00	860.00	0.00	200.00	660.00
<u>A 5510.5600-90-000</u>	UNIFORMS		1,600.00	0.00	1,600.00	0.00	0.00	1,600.00
<u>A 5510.5701-90-000</u>	TIRES		9,000.00	0.00	9,000.00	0.00	9,000.00	0.00
<u>A 5510.5702-90-000</u>	ANTIFREEZE		300.00	0.00	300.00	0.00	100.00	200.00
<u>A 5510.5703-90-000</u>	LUBRICATING OIL		1,200.00	0.00	1,200.00	66.32	833.68	300.00
<u>A 5510.5704-90-000</u>	BATTERIES		2,000.00	0.00	2,000.00	0.00	2,000.00	0.00
<u>A 5510.5710-90-000</u>	GASOLINE - BUSES - CONTRACT		210,709.00	0.00	210,709.00	0.00	0.00	210,709.00
<u>A 5510.5720-90-000</u>	GASOLINE - DISTRICT BUSES		52,816.00	0.00	52,816.00	979.51	5,020.49	46,816.00
5510	DISTRICT TRANSPORTATION SERVICES	*	1,540,767.00	0.00	1,540,767.00	113,076.19	299,904.79	1,127,786.02
<u>A 5540.4000-90-000</u>	CONTRACT TRANSPORTATION		8,240,511.00	0.00	8,240,511.00	0.00	0.00	8,240,511.00
<u>A 5540.4020-90-000</u>	RESIDENTIAL TRANSP. CONTR.		4,000.00	0.00	4,000.00	0.00	0.00	4,000.00
<u>A 5540.4030-04-000</u>	FIELD TRIPS - EAGLE		9,420.00	-3,000.00	6,420.00	0.00	0.00	6,420.00
<u>A 5540.4030-05-000</u>	FIELD TRIPS - MEDFORD		3,710.00	0.00	3,710.00	0.00	0.00	3,710.00
<u>A 5540.4030-06-000</u>	FIELD TRIPS - RIVER		1,000.00	0.00	1,000.00	0.00	0.00	1,000.00

PATCHOGUE-MEDFORD UFSD

Appropriation Status Detail Report By Function From 7/1/2024 To 8/31/2024



Account	Description		Budget	Adjustments	Adj. Budget	Expensed	Encumbered	Available
<u>A 5540.4030-26-000</u>	FIELD TRIPS - OREGON		1,500.00	0.00	1,500.00	0.00	0.00	1,500.00
<u>A 5540.4030-27-000</u>	FIELD TRIPS - SAXTON		1,500.00	0.00	1,500.00	0.00	0.00	1,500.00
<u>A 5540.4030-28-000</u>	FIELD TRIPS - SO OCEAN		1,000.00	0.00	1,000.00	0.00	0.00	1,000.00
<u>A 5540.4030-37-000</u>	FIELD TRIPS - HIGH SCHOOL		7,000.00	0.00	7,000.00	0.00	0.00	7,000.00
<u>A 5540.4030-90-000</u>	FIELD TRIPS		5,000.00	0.00	5,000.00	0.00	0.00	5,000.00
<u>A 5540.4040-90-000</u>	ATHLETICS		139,639.00	0.00	139,639.00	0.00	0.00	139,639.00
<u>A 5540.4050-90-000</u>	MUSIC		17,780.00	0.00	17,780.00	0.00	15,000.00	2,780.00
<u>A 5540.4930-90-000</u>	BOCES TRANSPORTATION - FIELD TRIPS		5,000.00	0.00	5,000.00	0.00	5,000.00	0.00
5540	CONTRACT TRANS	*	8,437,060.00	-3,000.00	8,434,060.00	0.00	20,000.00	8,414,060.00
<u>A 5581.4905-90-000</u>	BOCES REG HANDIC TRNSP		558,574.00	0.00	558,574.00	0.00	391,600.00	166,974.00
5581	BOCES TRANS SVCS	*	558,574.00	0.00	558,574.00	0.00	391,600.00	166,974.00
55		**	10,536,401.00	-3,000.00	10,533,401.00	113,076.19	711,504.79	9,708,820.02
5		***	10,536,401.00	-3,000.00	10,533,401.00	113,076.19	711,504.79	9,708,820.02
<u>A 7310.1600-09-000</u>	NON-INSTRUCTIONAL SALARIES		12,992.00	0.00	12,992.00	2,239.96	10,751.84	0.20
<u>A 7310.1600-90-000</u>	NON INSTRUCT SALARIES		53,918.00	0.00	53,918.00	9,296.06	44,621.14	0.80
<u>A 7310.1620-09-000</u>	SECURITY-SUMMER		8,000.00	0.00	8,000.00	5,160.00	0.00	2,840.00
<u>A 7310.1620-90-000</u>	SECURITY-SCHOOL YEAR		86,000.00	0.00	86,000.00	0.00	0.00	86,000.00
<u>A 7310.1860-09-000</u>	CHILD CARE AIDES		124,324.00	0.00	124,324.00	100,261.95	0.00	24,062.05
<u>A 7310.1860-90-000</u>	CHILD CARE AIDES		584,507.00	0.00	584,507.00	4,989.96	0.00	579,517.04
<u>A 7310.4000-09-000</u>	CONTRACTUAL EXPENSE SUMMER		24,099.00	0.00	24,099.00	8,946.90	50.00	15,102.10
<u>A 7310.4000-90-000</u>	CONTRACTUAL EXPENSE		20,313.00	0.00	20,313.00	1,315.32	2,815.59	16,182.09
<u>A 7310.4500-09-000</u>	SUPPLIES		4,363.00	0.00	4,363.00	1,659.51	0.00	2,703.49
<u>A 7310.4500-90-000</u>	SUPPLIES CHILD CARE		4,976.00	0.00	4,976.00	0.00	1,097.86	3,878.14
<u>A 7310.4501-90-000</u>	CHILD CARE BANK FEES		30,000.00	0.00	30,000.00	2,270.33	0.00	27,729.67
<u>A 7310.4750-90-000</u>	CHILD CARE - TRAVEL & CONFERENCE		95.00	0.00	95.00	0.00	0.00	95.00
<u>A 7310.5811-09-000</u>	PREPARED FOODS SUM		15,876.00	0.00	15,876.00	5,084.20	5,115.80	5,676.00
<u>A 7310.5811-90-000</u>	CACFP FOOD - AFTERNOON SNACK		27,850.00	0.00	27,850.00	0.00	17,500.00	10,350.00
<u>A 7310.5812-90-000</u>	CACFP SUPPLIES - AFTERNOON SNACK (i.e. Forks, Plates, Etc.)		4,000.00	0.00	4,000.00	0.00	3,700.00	300.00
<u>A 7310.5813-90-000</u>	PREPARED FOOD - MORNING SNACK (NON-CACFP)		9,000.00	0.00	9,000.00	0.00	8,500.00	500.00
7310	YOUTH PROGRAM	*	1,010,313.00	0.00	1,010,313.00	141,224.19	94,152.23	774,936.58
73		**	1,010,313.00	0.00	1,010,313.00	141,224.19	94,152.23	774,936.58
7		***	1,010,313.00	0.00	1,010,313.00	141,224.19	94,152.23	774,936.58

PATCHOGUE-MEDFORD UFSD

Appropriation Status Detail Report By Function From 7/1/2024 To 8/31/2024



Account	Description		Budget	Adjustments	Adj. Budget	Expensed	Encumbered	Available
<u>A 8060.1500-90-000</u>	COMMUNITY SCHOOLS - PROFESSIONAL SALARIES		1,037,127.00	0.00	1,037,127.00	39,462.03	186,972.47	810,692.50
<u>A 8060.1610-90-000</u>	COMMUNITY SCHOOLS - SECURITY		44,000.00	0.00	44,000.00	5,332.00	0.00	38,668.00
<u>A 8060.1620-90-000</u>	COMMUNITY CENTER NON INSTRUCTIONAL SALARIES		141,569.00	0.00	141,569.00	23,874.44	118,861.56	-1,167.00
<u>A 8060.4000-90-000</u>	COMMUNITY SCHOOLS - CONTRACTUAL		1,600.00	0.00	1,600.00	0.00	1,250.00	350.00
<u>A 8060.4000-90-FAM</u>	COMMUNITY SCHOOLS FAMILY CENTER - CONTRACTUAL		3,000.00	0.00	3,000.00	0.00	650.00	2,350.00
<u>A 8060.4000-90-SEL</u>	COMMUNITY SCHOOLS SEL - CONTRACTUAL		57,575.00	0.00	57,575.00	0.00	43,120.00	14,455.00
<u>A 8060.4500-90-000</u>	SUPPLIES AND MATERIALS		7,250.00	0.00	7,250.00	0.00	1,000.00	6,250.00
<u>A 8060.4500-90-FAM</u>	COMMUNITY SCHOOLS FAMILY CENTER - SUPPLIES AND MATERIALS		10,000.00	0.00	10,000.00	1,119.84	0.00	8,880.16
<u>A 8060.4500-90-SEL</u>	COMMUNITY SCHOOLS SEL - SUPPLIES AND MATERIALS		10,113.00	0.00	10,113.00	527.27	846.56	8,739.17
<u>A 8060.4900-90-000</u>	COMMUNITY SCHOOLS - BOCES		475.00	0.00	475.00	0.00	0.00	475.00
<u>A 8060.4900-90-FAM</u>	COMMUNITY SCHOOLS FAMILY CENTER - BOCES		500.00	0.00	500.00	0.00	0.00	500.00
<u>A 8060.4900-90-SEL</u>	COMMUNITY SCHOOLS SEL - BOCES		6,250.00	4,025.00	10,275.00	0.00	7,115.00	3,160.00
8060	CIVIC ACTIVITIES	*	1,319,459.00	4,025.00	1,323,484.00	70,315.58	359,815.59	893,352.83
80		**	1,319,459.00	4,025.00	1,323,484.00	70,315.58	359,815.59	893,352.83
8		***	1,319,459.00	4,025.00	1,323,484.00	70,315.58	359,815.59	893,352.83
<u>A 9010.8000-90-000</u>	NYSERS		2,522,828.00	0.00	2,522,828.00	-1,531.38	2,524,359.38	0.00
9010	NYS EMPL RET SYS	*	2,522,828.00	0.00	2,522,828.00	-1,531.38	2,524,359.38	0.00
<u>A 9020.8000-90-000</u>	NYSTRS		9,278,731.00	0.00	9,278,731.00	0.00	9,278,731.00	0.00
9020	NYS TCHRS RET SYS	*	9,278,731.00	0.00	9,278,731.00	0.00	9,278,731.00	0.00
<u>A 9030.8000-90-000</u>	SOCIAL SECURITY		8,917,944.00	0.00	8,917,944.00	401,405.69	8,405,040.62	111,497.69
9030	SOC SECURITY	*	8,917,944.00	0.00	8,917,944.00	401,405.69	8,405,040.62	111,497.69
<u>A 9040.8000-90-000</u>	WORKERS COMP.		790,000.00	0.00	790,000.00	183,789.36	605,990.30	220.34
9040	WORKERS COMP	*	790,000.00	0.00	790,000.00	183,789.36	605,990.30	220.34
<u>A 9045.8000-90-000</u>	LIFE INSURANCE		72,318.00	0.00	72,318.00	10,033.13	62,284.87	0.00
9045	LIFE INS	*	72,318.00	0.00	72,318.00	10,033.13	62,284.87	0.00
<u>A 9050.8000-90-000</u>	UNEMPLOYMENT INS		104,832.00	0.00	104,832.00	15.74	104,816.26	0.00
9050	UNEMPL INS	*	104,832.00	0.00	104,832.00	15.74	104,816.26	0.00
<u>A 9055.8000-90-000</u>	DISAB INS-INSTR		120,142.00	0.00	120,142.00	16,955.98	103,168.02	18.00

PATCHOGUE-MEDFORD UFSD

Appropriation Status Detail Report By Function From 7/1/2024 To 8/31/2024



Account	Description		Budget	Adjustments	Adj. Budget	Expensed	Encumbered	Available
9055	DISAB INS - INSTR	*	120,142.00	0.00	120,142.00	16,955.98	103,168.02	18.00
<u>A 9056.8000-90-000</u>	DISAB INS-OPER		28,903.00	0.00	28,903.00	8,899.21	20,003.79	0.00
9056	DISAB INS - OPER	*	28,903.00	0.00	28,903.00	8,899.21	20,003.79	0.00
<u>A 9060.8000-90-000</u>	HEALTH INSURANCE		36,699,852.00	0.00	36,699,852.00	5,691,512.42	28,801,729.95	2,206,609.63
9060	HEALTH INS	*	36,699,852.00	0.00	36,699,852.00	5,691,512.42	28,801,729.95	2,206,609.63
<u>A 9061.8000-90-000</u>	MEDICARE REIMB		2,703,910.00	0.00	2,703,910.00	-9,693.60	2,703,910.00	9,693.60
9061	MEDICARE REIMB	*	2,703,910.00	0.00	2,703,910.00	-9,693.60	2,703,910.00	9,693.60
<u>A 9065.8000-90-000</u>	DENTAL		496,572.00	0.00	496,572.00	91,710.02	396,019.62	8,842.36
9065	DENTAL INS	*	496,572.00	0.00	496,572.00	91,710.02	396,019.62	8,842.36
<u>A 9070.8000-90-000</u>	SICK LEAVE/ RET PROF		400,000.00	0.00	400,000.00	66,091.57	233,908.43	100,000.00
9070	UNION WELFARE BENEFITS	*	400,000.00	0.00	400,000.00	66,091.57	233,908.43	100,000.00
<u>A 9075.8000-90-000</u>	SICK LEAVE/RET OPERATIONAL		139,000.00	0.00	139,000.00	3,497.24	0.00	135,502.76
9075		*	139,000.00	0.00	139,000.00	3,497.24	0.00	135,502.76
<u>A 9089.1000-90-000</u>	VACATION BUY BACK		341,334.00	0.00	341,334.00	0.00	0.00	341,334.00
9089	OTHER	*	341,334.00	0.00	341,334.00	0.00	0.00	341,334.00
90		**	62,616,366.00	0.00	62,616,366.00	6,462,685.38	53,239,962.24	2,913,718.38
<u>A 9760.7000-90-000</u>	TAX ANTICIPATION NOTES		1,725,000.00	0.00	1,725,000.00	0.00	0.00	1,725,000.00
9760	TAN INTEREST	*	1,725,000.00	0.00	1,725,000.00	0.00	0.00	1,725,000.00
97		**	1,725,000.00	0.00	1,725,000.00	0.00	0.00	1,725,000.00
<u>A 9901.9500-90-000</u>	TRANSFER TO SPEC AID		341,376.00	0.00	341,376.00	0.00	0.00	341,376.00
<u>A 9901.9600-90-000</u>	TRANSFER TO DEBT SERVICE		10,494,874.00	0.00	10,494,874.00	9,588,368.10	906,505.90	0.00
9901	INTERFUND TRANSFERS	*	10,836,250.00	0.00	10,836,250.00	9,588,368.10	906,505.90	341,376.00
<u>A 9950.9000-90-000</u>	TRANSFER TO CAPITAL FUND		1,500,000.00	0.00	1,500,000.00	0.00	0.00	1,500,000.00
9950	TRANSFER TO CAPITAL	*	1,500,000.00	0.00	1,500,000.00	0.00	0.00	1,500,000.00
99		**	12,336,250.00	0.00	12,336,250.00	9,588,368.10	906,505.90	1,841,376.00
9		***	76,677,616.00	0.00	76,677,616.00	16,051,053.48	54,146,468.14	6,480,094.38
Fund ATotals:			241,343,722.00	660,297.34	242,004,019.34	23,554,792.14	91,661,333.02	126,787,894.18
Grand Totals:			241,343,722.00	660,297.34	242,004,019.34	23,554,792.14	91,661,333.02	126,787,894.18

SCHOOL LUNCH
FUND
FINANCIAL
REPORTS

AUGUST

PATCHOGUE-MEDFORD UFSD



Trial Balance Report From 7/1/2024 - 8/31/2024

Account	Description	Debits	Credits
C 200	CASH IN CHECKING	1,523,716.79	0.00
C 210	PETTY CASH - REGISTERS	1,310.00	0.00
C 380	ACCOUNTS RECEIVABLE	6,899.28	0.00
C 3910	DUE FROM GENERAL FUND	566,931.05	0.00
C 410	STATE & FEDERAL AID RECEIVABLE	207,931.00	0.00
C 445	SUPPLIES & MATERIAL INVENTORY	11,797.59	0.00
C 446	FOOD INVENTORY	78,976.67	0.00
C 510	ESTIMATED REVENUE	4,941,156.00	0.00
C 521	ENCUMBRANCES	2,614,131.56	0.00
C 522	EXPENDITURES	150,937.26	0.00
C 599	APPROPRIATED FUND BALANCE	250,412.55	0.00
C 600	ACCOUNTS PAYABLE	0.00	69.00
C 601	ACCRUED LIABILITIES	0.00	28,643.72
C 631	DUE TO OTHER GOVERNMENTS	0.00	131.81
C 637	DUE TO EMPLOYEES RETIREMENT SYSTEM	0.00	47,616.64
C 691	DEFERRED REVENUE	0.00	244,993.79
C 821	RESERVE FOR ENCUMBRANCES	0.00	2,614,131.56
C 845	RESERVE FOR INVENTORY	0.00	90,774.26
C 909	FUND BALANCE, UNRESERVED	0.00	2,133,723.05
C 960	APPROPRIATIONS	0.00	5,191,568.55
C 980	REVENUES	0.00	2,547.37
C Fund Totals:		10,354,199.75	10,354,199.75
Grand Totals:		10,354,199.75	10,354,199.75

PATCHOGUE-MEDFORD UFSD



Revenue Status Report By Function From 7/1/2024 To 8/31/2024

Account	Description	Budget	Adjustments	Revised Budget	Revenue Earned	Unearned Revenue
<u>C 1440</u>	SALE OF REIMBURSEABLE MEALS	0.00	0.00	0.00	-108.55	108.55
<u>C 1445</u>	OTHER CAFE SALES- A LA CARTE	450,000.00	0.00	450,000.00	2,655.92	447,344.08
<u>C 1445.1</u>	OTHER CAFE SALES-FACULTY	35,000.00	0.00	35,000.00	0.00	35,000.00
<u>C 1445.2</u>	OTHER CAFE SALES-CATERING	20,000.00	0.00	20,000.00	0.00	20,000.00
<u>C 2401</u>	INTEREST AND EARNINGS	5,000.00	0.00	5,000.00	0.00	5,000.00
<u>C 2772</u>	VENDING MACHINE REVENUE	6,000.00	0.00	6,000.00	0.00	6,000.00
<u>C 3190</u>	STATE REIMBURSEMENT-LUNCH	1,154,653.00	0.00	1,154,653.00	0.00	1,154,653.00
<u>C 3190.1</u>	STATE REIMBURSEMENT - BREAKFAST	600,241.00	0.00	600,241.00	0.00	600,241.00
<u>C 4190</u>	FEDERAL REIMBURSEMENT -LUNCH	1,471,707.00	0.00	1,471,707.00	0.00	1,471,707.00
<u>C 4190.1</u>	FEDERAL REIMBURSEMENT - BREAKFAST	730,575.00	0.00	730,575.00	0.00	730,575.00
<u>C 4190.O</u>	FEDERAL REIMBURSEMENT -OTHER	197,980.00	0.00	197,980.00	0.00	197,980.00
<u>C 4191</u>	FEDERAL REIMBURSEMENT - SURPLUS FOOD	270,000.00	0.00	270,000.00	0.00	270,000.00
C Totals:		4,941,156.00	0.00	4,941,156.00	2,547.37	4,938,608.63
Grand Totals:		4,941,156.00	0.00	4,941,156.00	2,547.37	4,938,608.63

PATCHOGUE-MEDFORD UFSD



Appropriation Status Detail Report By Function From 7/1/2024 To 8/31/2024

Account	Description	Budget	Adjustments	Adj. Budget	Expensed	Encumbered	Available
<u>C 2860.1620-95-000</u>	FOOD SERVICE DIRECTOR	111,098.00	0.00	111,098.00	21,395.50	88,198.50	1,504.00
<u>C 2860.1621-95-000</u>	NON-INSTRUCTIONAL CLERICAL	57,812.00	0.00	57,812.00	6,955.97	0.00	50,856.03
<u>C 2860.1692-95-000</u>	SENIOR COOK	73,003.00	0.00	73,003.00	0.00	64,121.00	8,882.00
<u>C 2860.1696-95-000</u>	SR. FOOD SERVICE WORKER	480,278.00	0.00	480,278.00	18,565.87	0.00	461,712.13
<u>C 2860.1697-95-000</u>	FOOD SERVICE WORKER	1,013,203.00	0.00	1,013,203.00	33,294.87	0.00	979,908.13
<u>C 2860.1698-95-000</u>	FOOD SERVICE TRUCK DRIVER	119,276.00	0.00	119,276.00	15,055.86	80,294.19	23,925.95
<u>C 2860.1740-95-000</u>	CUSTODIAL	69,494.00	0.00	69,494.00	669.60	0.00	68,824.40
<u>C 2860.1860-95-000</u>	P/T CLERICAL AIDE	41,802.00	0.00	41,802.00	651.09	0.00	41,150.91
<u>C 2860.2000-95-000</u>	EQUIPMENT	200,000.00	55,766.55	255,766.55	24,435.25	35,151.46	196,179.84
<u>C 2860.4000-95-000</u>	CONTRACTUAL EXPENSES	44,865.00	0.00	44,865.00	13,390.00	17,295.16	14,179.84
<u>C 2860.4150-95-000</u>	TRAVEL-CONFERENCE	500.00	0.00	500.00	0.00	0.00	500.00
<u>C 2860.4500-95-000</u>	SUPPLIES & MATERIALS-SMALL WARES	5,000.00	0.00	5,000.00	1,986.13	2,894.82	119.05
<u>C 2860.4690-95-000</u>	EQUIPMENT REPAIR	76,250.00	0.00	76,250.00	650.64	58,999.36	16,600.00
<u>C 2860.5010-95-000</u>	SUPPLIES & MATERIALS-OFFICE	1,120.00	0.00	1,120.00	0.00	956.36	163.64
<u>C 2860.5600-95-000</u>	UNIFORMS	15,500.00	0.00	15,500.00	0.00	4,500.00	11,000.00
<u>C 2860.5800-95-000</u>	PAPER PRODUCTS	140,500.00	0.00	140,500.00	0.00	115,000.00	25,500.00
<u>C 2860.5802-95-000</u>	DISHWASHER SUPPLIES	4,000.00	0.00	4,000.00	0.00	4,000.00	0.00
<u>C 2860.5820-95-000</u>	FOOD	1,455,400.00	0.00	1,455,400.00	6,497.44	1,199,402.56	249,500.00
<u>C 2860.5821-95-000</u>	SURPLUS FOOD - GOVT COMMODITIES	270,000.00	0.00	270,000.00	0.00	0.00	270,000.00
2860	*	4,179,101.00	55,766.55	4,234,867.55	143,548.22	1,670,813.41	2,420,505.92
28	**	4,179,101.00	55,766.55	4,234,867.55	143,548.22	1,670,813.41	2,420,505.92
2	***	4,179,101.00	55,766.55	4,234,867.55	143,548.22	1,670,813.41	2,420,505.92
<u>C 9010.8000-95-000</u>	NYS EMPL. RETIREMENT	275,235.00	0.00	275,235.00	0.00	275,235.00	0.00
9010	*	275,235.00	0.00	275,235.00	0.00	275,235.00	0.00
<u>C 9030.8000-95-000</u>	SOCIAL SECURITY	150,396.00	0.00	150,396.00	7,389.04	137,013.15	5,993.81
9030	*	150,396.00	0.00	150,396.00	7,389.04	137,013.15	5,993.81
<u>C 9040.8000-95-000</u>	WORKMEN'S COMPENSATION	31,455.00	0.00	31,455.00	0.00	31,455.00	0.00
9040	*	31,455.00	0.00	31,455.00	0.00	31,455.00	0.00
<u>C 9045.8000-95-000</u>	LIFE INSURANCE	1,200.00	0.00	1,200.00	0.00	1,200.00	0.00
9045	*	1,200.00	0.00	1,200.00	0.00	1,200.00	0.00
<u>C 9056.8000-95-000</u>	DISABILITY INS.- OPERATL.	4,915.00	0.00	4,915.00	0.00	4,915.00	0.00
9056	*	4,915.00	0.00	4,915.00	0.00	4,915.00	0.00
<u>C 9060.8000-95-000</u>	HEALTH INSURANCE	476,000.00	0.00	476,000.00	0.00	476,000.00	0.00

PATCHOGUE-MEDFORD UFSD

Appropriation Status Detail Report By Function From 7/1/2024 To 8/31/2024



Account	Description		Budget	Adjustments	Adj. Budget	Expensed	Encumbered	Available
9060		*	476,000.00	0.00	476,000.00	0.00	476,000.00	0.00
C 9065.8000-95-000	DENTAL		17,500.00	0.00	17,500.00	0.00	17,500.00	0.00
9065		*	17,500.00	0.00	17,500.00	0.00	17,500.00	0.00
90		**	956,701.00	0.00	956,701.00	7,389.04	943,318.15	5,993.81
9		***	956,701.00	0.00	956,701.00	7,389.04	943,318.15	5,993.81
Fund CTotals:			5,135,802.00	55,766.55	5,191,568.55	150,937.26	2,614,131.56	2,426,499.73
Grand Totals:			5,135,802.00	55,766.55	5,191,568.55	150,937.26	2,614,131.56	2,426,499.73

SPECIAL AID FUND
FINANCIAL
REPORTS

AUGUST

PATCHOGUE-MEDFORD UFSD



Trial Balance Report From 7/1/2024 - 8/31/2024

Account	Description	Debits	Credits
F 200	CASH IN CHECKING	73,266.64	0.00
F 410	STATE & FEDERAL AID RECEIVABLE	2,486,341.40	0.00
F 510	ESTIMATED REVENUE	8,089,821.76	0.00
F 521	ENCUMBRANCES	3,390,790.19	0.00
F 522	EXPENDITURES	2,000,332.37	0.00
F 600	ACCOUNTS PAYABLE	0.00	84,237.64
F 630	DUE TO GENERAL FUND	0.00	4,254,917.59
F 631	DUE TO OTHER GOVERNMENTS	0.00	2,908.00
F 687	DEFERRED REVENUE	0.00	208,436.18
F 821	RESERVE FOR ENCUMBRANCES	0.00	3,390,790.19
F 960	APPROPRIATIONS	0.00	8,089,821.76
F 980	REVENUES	0.00	9,441.00
F Fund Totals:		16,040,552.36	16,040,552.36
Grand Totals:		16,040,552.36	16,040,552.36

PATCHOGUE-MEDFORD UFSD

Revenue Status Report By Function From 7/1/2024 To 8/31/2024



Account	Description	Budget	Adjustments	Revised Budget	Revenue Earned	Unearned Revenue
<u>F 2770.AA13</u>	BIG HISTORY PROJECT	1,261.75	0.00	1,261.75	0.00	1,261.75
<u>F 2770.AG24</u>	AMERICAN GEOGRAPHICAL SOCIETY GRANT - (BRIAN BUCCINNA)	300.00	0.00	300.00	0.00	300.00
<u>F 2770.CC13</u>	LOWES - BAY ELEMENTARY GRANT	81.14	0.00	81.14	0.00	81.14
<u>F 2770.DD15</u>	LOWES GRANT - EAGLE	281.13	0.00	281.13	0.00	281.13
<u>F 2770.SC25</u>	BAL ELEMENTARY - SUFFOLK COUNTY SOIL AND WATER CONSERVATION DISTRICT	2,620.00	0.00	2,620.00	2,620.00	0.00
<u>F 2770.TFCU</u>	OTHER MISC - TFCU GRANT O. JUAREZ FUENTES	2,128.24	0.00	2,128.24	0.00	2,128.24
<u>F 3289.BD</u>	ST SUPP SCHLS - BLIND & DEAF	300,000.00	0.00	300,000.00	0.00	300,000.00
<u>F 3289.L25</u>	SUMMER HANDICAPPED REV 24/25	1,606,400.00	0.00	1,606,400.00	0.00	1,606,400.00
<u>F 3289.OMH</u>	OMH - MITIGATING THE IMPACT OF TRAUMA IN SCHOOLS	19,229.99	0.00	19,229.99	6,821.00	12,408.99
<u>F 3289.SB01</u>	SMART SCHOOLS PHASE I	225,957.03	0.00	225,957.03	0.00	225,957.03
<u>F 3289.SB02</u>	SMART SCHOOLS PHASE II	197,883.77	0.00	197,883.77	0.00	197,883.77
<u>F 3289.SB04</u>	SMART SCHOOLS PHASE IV	745,036.17	0.00	745,036.17	0.00	745,036.17
<u>F 4126.ARP</u>	ARP GRANT	2,696,249.38	0.00	2,696,249.38	0.00	2,696,249.38
<u>F 4126.ARP .LR.LS</u>	ARP ESSER GRANT - LEARNING LOSS	1,155,940.88	0.00	1,155,940.88	0.00	1,155,940.88
<u>F 4126.ARP .ST.RS</u>	ARP ESSER GRANT - STATE RESERVES - COMPREHENSIVE A	152,279.35	0.00	152,279.35	0.00	152,279.35
<u>F 4126.ARP .ST.SE</u>	ARP ESSER GRANT - STATE RESERVES - SUMMER ENRICHMENT	62,051.89	0.00	62,051.89	0.00	62,051.89
<u>F 4126.ARP.H.C2</u>	ARP HCY PART II GRANT (5219)	6.70	0.00	6.70	0.00	6.70
<u>F 4126.ARP.H.CY</u>	ARP HCY PART IIGRANT	8,000.00	0.00	8,000.00	0.00	8,000.00
<u>F 4126.J24</u>	TITLE I	181,366.55	0.00	181,366.55	0.00	181,366.55
<u>F 4126.K24</u>	TITLE I SCHOL IMPROVEMENT	9,343.00	0.00	9,343.00	0.00	9,343.00
<u>F 4129.D24</u>	TITLE IVA REVENUE	38,913.38	0.00	38,913.38	0.00	38,913.38
<u>F 4289.1424</u>	TITLE IIIA LEP	99,736.71	0.00	99,736.71	0.00	99,736.71
<u>F 4289.1524</u>	IMMIGRANT EDUCATION	160,950.10	0.00	160,950.10	0.00	160,950.10
<u>F 4289.1924</u>	TITLE IIA	22,204.60	0.00	22,204.60	0.00	22,204.60
<u>F 5031</u>	INTERFUND TRANSFERS FROM GF	401,600.00	0.00	401,600.00	0.00	401,600.00
F Totals:		8,089,821.76	0.00	8,089,821.76	9,441.00	8,080,380.76
Grand Totals:		8,089,821.76	0.00	8,089,821.76	9,441.00	8,080,380.76

PATCHOGUE-MEDFORD UFSD



Appropriation Status Detail Report By Location & Program From 7/1/2024 To 8/31/2024

Account	Description	Budget	Adjustments	Adj. Budget	Expensed	Encumbered	Available
<u>F 2110.4500-02-SC25</u>	SUPPLIES AND MATERIALS - BAY ELEM SUFFOLK COUNTY SOIL AND WATER CONSERVATION DISTRICT GRANT	2,620.00	0.00	2,620.00	0.00	0.00	2,620.00
S	*	2,620.00	0.00	2,620.00	0.00	0.00	2,620.00
SC	**	2,620.00	0.00	2,620.00	0.00	0.00	2,620.00
SC25	***	2,620.00	0.00	2,620.00	0.00	0.00	2,620.00
02	****	2,620.00	0.00	2,620.00	0.00	0.00	2,620.00
0	*****	2,620.00	0.00	2,620.00	0.00	0.00	2,620.00
<u>F 2128.1500-90-1424</u>	TITLE IIIA LEP - PROFESSIONAL SALARIES	35,258.50	0.00	35,258.50	10,236.50	0.00	25,022.00
<u>F 2128.1600-90-1424</u>	TITLE IIIA LEP - SUPPORT STAFF	5,203.21	0.00	5,203.21	0.00	0.00	5,203.21
<u>F 2128.4000-90-1424</u>	TITLE IIIA LEP - PURCH SERVICES	59,275.00	0.00	59,275.00	0.00	0.00	59,275.00
1	*	99,736.71	0.00	99,736.71	10,236.50	0.00	89,500.21
14	**	99,736.71	0.00	99,736.71	10,236.50	0.00	89,500.21
1424	***	99,736.71	0.00	99,736.71	10,236.50	0.00	89,500.21
<u>F 2128.1600-90-1425</u>	TITLE IIIA LEP - SUPPORT STAFF	0.00	0.00	0.00	2,626.26	0.00	-2,626.26
1	*	0.00	0.00	0.00	2,626.26	0.00	-2,626.26
14	**	0.00	0.00	0.00	2,626.26	0.00	-2,626.26
1425	***	0.00	0.00	0.00	2,626.26	0.00	-2,626.26
<u>F 2128.1500-90-1524</u>	TITLE III IMMIGRANT ED- PROF SALARIES	88,176.48	0.00	88,176.48	34,345.32	0.00	53,831.16
<u>F 2128.1600-90-1524</u>	TITLE III IMMIGRANT ED - SUPPORT STAFF	5,253.12	0.00	5,253.12	0.00	0.00	5,253.12
<u>F 2128.4500-90-1524</u>	TITLE III IMMIG - SUPPLIES AND MATERIA	67,520.50	0.00	67,520.50	0.00	45,131.00	22,389.50
1	*	160,950.10	0.00	160,950.10	34,345.32	45,131.00	81,473.78
15	**	160,950.10	0.00	160,950.10	34,345.32	45,131.00	81,473.78
1524	***	160,950.10	0.00	160,950.10	34,345.32	45,131.00	81,473.78
<u>F 2110.1500-90-1924</u>	TITLE IIA - PROFESSIONAL SALARIES	1,643.60	0.00	1,643.60	17,435.50	0.00	-15,791.90
<u>F 2110.4000-90-1924</u>	TITLE IIA - PURCHASED SERVICES	20,561.00	0.00	20,561.00	0.00	0.00	20,561.00
1	*	22,204.60	0.00	22,204.60	17,435.50	0.00	4,769.10
19	**	22,204.60	0.00	22,204.60	17,435.50	0.00	4,769.10
1924	***	22,204.60	0.00	22,204.60	17,435.50	0.00	4,769.10
<u>F 2110.1500-90-AA13</u>	BIG HISTORY PROJECT - PROF SALARIES	685.00	0.00	685.00	0.00	0.00	685.00
<u>F 2110.4150-90-AA13</u>	BIG HISTORY PROJECT TRAVEL	574.00	0.00	574.00	0.00	0.00	574.00
<u>F 2110.4500-90-AA13</u>	BIG HISTORY PROJECT SUPPLIES & MAT	2.75	0.00	2.75	0.00	0.00	2.75
A	*	1,261.75	0.00	1,261.75	0.00	0.00	1,261.75
AA	**	1,261.75	0.00	1,261.75	0.00	0.00	1,261.75

PATCHOGUE-MEDFORD UFSD



Appropriation Status Detail Report By Location & Program From 7/1/2024 To 8/31/2024

Account	Description	Budget	Adjustments	Adj. Budget	Expensed	Encumbered	Available
AA13	***	1,261.75	0.00	1,261.75	0.00	0.00	1,261.75
<u>F 2110.4150-90-AG24</u>	AMERICAN GEOGRAPHICAL SOCIETY GRANT - TRAVEL EXPENSES (BRIAN BUCCINNA)	300.00	0.00	300.00	0.00	0.00	300.00
A	*	300.00	0.00	300.00	0.00	0.00	300.00
AG	**	300.00	0.00	300.00	0.00	0.00	300.00
AG24	***	300.00	0.00	300.00	0.00	0.00	300.00
<u>F 2110.1500-90-ARP</u>	ARP ESSER III 5880- PROFESSIONAL SALARIES	3,053.50	0.00	3,053.50	0.00	0.00	3,053.50
<u>F 2110.1620-90-ARP</u>	ARP ESSER III 5880- NON INSTRUCTIONAL SALARIES	-4,425.13	0.00	-4,425.13	0.00	0.00	-4,425.13
<u>F 2110.2000-90-ARP</u>	ARP ESSER III 5880- EQUIPMENT	119.14	0.00	119.14	0.00	0.00	119.14
<u>F 2110.4000-90-ARP</u>	ARP ESSER III 5880- PURCHASED SERVICES	46,352.38	2,412,825.16	2,459,177.54	502,943.56	1,909,881.60	46,352.38
<u>F 2110.4500-90-ARP</u>	ARP ESSER III 5880- SUPPLIES AND MATERIALS	1,111.99	236,641.42	237,753.41	2,277.44	235,474.98	0.99
<u>F 2110.8000-90-ARP</u>	ARP ESSER III 5880- EMPLOYEE BENEFITS	570.92	0.00	570.92	0.00	0.00	570.92
A	*	46,782.80	2,649,466.58	2,696,249.38	505,221.00	2,145,356.58	45,671.80
AR	**	46,782.80	2,649,466.58	2,696,249.38	505,221.00	2,145,356.58	45,671.80
ARP	***	46,782.80	2,649,466.58	2,696,249.38	505,221.00	2,145,356.58	45,671.80
<u>F 2254.4740-90-BD</u>	TUITION ST SUPP SCHLS-BLIND & DEAF	300,000.00	0.00	300,000.00	0.00	0.00	300,000.00
B	*	300,000.00	0.00	300,000.00	0.00	0.00	300,000.00
BD	**	300,000.00	0.00	300,000.00	0.00	0.00	300,000.00
BD	***	300,000.00	0.00	300,000.00	0.00	0.00	300,000.00
<u>F 2110.4500-90-CC13</u>	LOWES GRANT-BAY-SUPPLIES & MATERIALS	81.14	0.00	81.14	0.00	0.00	81.14
C	*	81.14	0.00	81.14	0.00	0.00	81.14
CC	**	81.14	0.00	81.14	0.00	0.00	81.14
CC13	***	81.14	0.00	81.14	0.00	0.00	81.14
<u>F 2110.1500-90-D24</u>	TITLE IVA - PROFESSIONAL SALARIES	26,781.00	0.00	26,781.00	12,923.50	0.00	13,857.50
<u>F 2110.4500-90-D24</u>	TITLE IVA - SUPPLIES AND MATERIALS	1,032.38	0.00	1,032.38	0.00	0.00	1,032.38
<u>F 2110.4900-90-D24</u>	TITLE IVA - BOCES SERVICES	11,100.00	0.00	11,100.00	0.00	0.00	11,100.00
D	*	38,913.38	0.00	38,913.38	12,923.50	0.00	25,989.88
D2	**	38,913.38	0.00	38,913.38	12,923.50	0.00	25,989.88
D24	***	38,913.38	0.00	38,913.38	12,923.50	0.00	25,989.88
<u>F 2110.4500-90-DD15</u>	SUPPLIES & MAT - LOWES GRANT EAGLE ELE	281.13	0.00	281.13	0.00	0.00	281.13

PATCHOGUE-MEDFORD UFSD

Appropriation Status Detail Report By Location & Program From 7/1/2024 To 8/31/2024



Account	Description		Budget	Adjustments	Adj. Budget	Expensed	Encumbered	Available
	ELC							
D		*	281.13	0.00	281.13	0.00	0.00	281.13
DD		**	281.13	0.00	281.13	0.00	0.00	281.13
DD15		***	281.13	0.00	281.13	0.00	0.00	281.13
F 2252.1500-90-G24	IDEA 619 - PROFESSIONAL SALARIES		0.00	0.00	0.00	0.00	0.00	0.00
G		*	0.00	0.00	0.00	0.00	0.00	0.00
G2		**	0.00	0.00	0.00	0.00	0.00	0.00
G24		***	0.00	0.00	0.00	0.00	0.00	0.00
F 2252.1500-90-G25	IDEA 619 - PROFESSIONAL SALARIES		0.00	0.00	0.00	11,569.50	55,533.72	-67,103.22
G		*	0.00	0.00	0.00	11,569.50	55,533.72	-67,103.22
G2		**	0.00	0.00	0.00	11,569.50	55,533.72	-67,103.22
G25		***	0.00	0.00	0.00	11,569.50	55,533.72	-67,103.22
F 2250.1300-90-I24	IDEA 611 - PROFESSIONAL SALARIES		0.00	0.00	0.00	0.00	0.00	0.00
F 2250.1620-90-I24	IDEA 611 - SUPPORT STAFF SALARIES		0.00	0.00	0.00	0.00	0.00	0.00
I		*	0.00	0.00	0.00	0.00	0.00	0.00
I2		**	0.00	0.00	0.00	0.00	0.00	0.00
I24		***	0.00	0.00	0.00	0.00	0.00	0.00
F 2250.1300-90-I25	IDEA 611 - PROFESSIONAL SALARIES		0.00	0.00	0.00	62,092.43	217,846.28	-279,938.71
F 2250.1620-90-I25	IDEA 611 - SUPPORT STAFF SALARIES		0.00	0.00	0.00	29,240.69	140,355.31	-169,596.00
F 2250.4000-90-I25	IDEA 611 - PURCHASED SERVICES		0.00	0.00	0.00	0.00	11,648.00	-11,648.00
I		*	0.00	0.00	0.00	91,333.12	369,849.59	-461,182.71
I2		**	0.00	0.00	0.00	91,333.12	369,849.59	-461,182.71
I25		***	0.00	0.00	0.00	91,333.12	369,849.59	-461,182.71
F 2020.1500-90-J24	TITLE I - PROFESSIONAL SALARIES		143,613.55	0.00	143,613.55	2,655.00	0.00	140,958.55
F 2020.4500-90-J24	TITLE I - SUPPLIES AND MATERIALS		31,106.00	6,647.00	37,753.00	0.00	6,647.00	31,106.00
J		*	174,719.55	6,647.00	181,366.55	2,655.00	6,647.00	172,064.55
J2		**	174,719.55	6,647.00	181,366.55	2,655.00	6,647.00	172,064.55
J24		***	174,719.55	6,647.00	181,366.55	2,655.00	6,647.00	172,064.55
F 2020.1500-90-K24	TITLE I SCH IMP- PROFESSIONAL SALARIES		9,301.00	0.00	9,301.00	4,004.50	0.00	5,296.50
F 2020.4000-90-K24	TITLE I SCH IMP- PURCHASED SERVICES		42.00	0.00	42.00	0.00	0.00	42.00
K		*	9,343.00	0.00	9,343.00	4,004.50	0.00	5,338.50
K2		**	9,343.00	0.00	9,343.00	4,004.50	0.00	5,338.50
K24		***	9,343.00	0.00	9,343.00	4,004.50	0.00	5,338.50
F 5511.1600-90-L24	NONINSTRUCTIONAL SALARIES-TRANS		0.00	0.00	0.00	0.00	8,460.70	-8,460.70

PATCHOGUE-MEDFORD UFSD

Appropriation Status Detail Report By Location & Program From 7/1/2024 To 8/31/2024



Account	Description	Budget	Adjustments	Adj. Budget	Expensed	Encumbered	Available
	SUPER						
L	*	0.00	0.00	0.00	0.00	8,460.70	-8,460.70
L2	**	0.00	0.00	0.00	0.00	8,460.70	-8,460.70
L24	***	0.00	0.00	0.00	0.00	8,460.70	-8,460.70
F 2250.1500-90-L25	SUMMER HANDICAP - PROFESSIONAL SALARIES	250,000.00	0.00	250,000.00	212,448.46	0.00	37,551.54
F 2250.1620-90-L25	SUMMER HANDICAP - SUPPORT STAFF SALARIES	75,000.00	0.00	75,000.00	49,215.26	0.00	25,784.74
F 2250.4000-90-L25	SUMMER HANDICAP CONTRACTUAL AND OTHER	100,000.00	0.00	100,000.00	10,880.63	39,119.37	50,000.00
F 2250.4500-90-L25	SUMMER HANDICAP SUPPLIES AND MATERIALS	20,000.00	0.00	20,000.00	440.35	456.36	19,103.29
F 2250.4710-90-L25	SUMMER HANDICAP TUITION-PUBLIC	40,000.00	0.00	40,000.00	0.00	0.00	40,000.00
F 2250.4720-90-L25	SUMMER HANDICAP TUITION-PRIVATE	300,000.00	0.00	300,000.00	0.00	120,000.00	180,000.00
F 2250.4900-90-L25	SUMMER HANDICAP TUITION-BOCES	600,000.00	0.00	600,000.00	0.00	600,000.00	0.00
F 2250.8000-90-L25	SUMMER HANDICAP EMPLOYEE BENEFITS	75,000.00	0.00	75,000.00	0.00	0.00	75,000.00
F 5511.1600-90-L25	NONINSTRUCTIONAL SALARIES-TRANS SUPER	10,000.00	0.00	10,000.00	8,460.70	0.00	1,539.30
F 5511.1860-90-L25	BUS AIDES - SUMMER ESY PROGRAM	30,000.00	0.00	30,000.00	0.00	0.00	30,000.00
F 5511.4000-90-L25	SUMMER HANDICAP TRANS-CONTRACTUAL	500,000.00	0.00	500,000.00	0.00	0.00	500,000.00
F 5511.8000-90-L25	EMPLOYEE BENEFITS	8,000.00	0.00	8,000.00	2,178.62	0.00	5,821.38
L	*	2,008,000.00	0.00	2,008,000.00	283,624.02	759,575.73	964,800.25
L2	**	2,008,000.00	0.00	2,008,000.00	283,624.02	759,575.73	964,800.25
L25	***	2,008,000.00	0.00	2,008,000.00	283,624.02	759,575.73	964,800.25
F 2830.1500-90-OMH	OMH - MITIGATING THE IMPACT OF TRAUMA IN SCHOOLS - SALARIES	13,225.00	0.00	13,225.00	3,953.00	0.00	9,272.00
F 2830.4000-90-OMH	OMH - MITIGATING THE IMPACT OF TRAUMA IN SCHOOLS - CONTRACT SERVICES	1,785.00	0.00	1,785.00	0.00	0.00	1,785.00
F 2830.4500-90-OMH	OMH - MITIGATING THE IMPACT OF TRAUMA IN SCHOOLS - SUPPLIES	4,219.99	0.00	4,219.99	40.47	85.92	4,093.60
O	*	19,229.99	0.00	19,229.99	3,993.47	85.92	15,150.60
OM	**	19,229.99	0.00	19,229.99	3,993.47	85.92	15,150.60
OMH	***	19,229.99	0.00	19,229.99	3,993.47	85.92	15,150.60
F 9811.4500-90-SB01	SMART SCHOOLS PHASE 1 SUPPLIES & MATER	225,957.03	0.00	225,957.03	0.00	0.00	225,957.03

PATCHOGUE-MEDFORD UFSD

Appropriation Status Detail Report By Location & Program From 7/1/2024 To 8/31/2024



Account	Description		Budget	Adjustments	Adj. Budget	Expensed	Encumbered	Available
S		*	225,957.03	0.00	225,957.03	0.00	0.00	225,957.03
SB		**	225,957.03	0.00	225,957.03	0.00	0.00	225,957.03
SB01		***	225,957.03	0.00	225,957.03	0.00	0.00	225,957.03
<u>F 9811.4500-90-SB02</u>	SMART SCHOOLS PHASE 2 SUPPLIES & MATER		197,883.77	0.00	197,883.77	0.00	0.00	197,883.77
S		*	197,883.77	0.00	197,883.77	0.00	0.00	197,883.77
SB		**	197,883.77	0.00	197,883.77	0.00	0.00	197,883.77
SB02		***	197,883.77	0.00	197,883.77	0.00	0.00	197,883.77
<u>F 9811.4500-90-SB04</u>	SMART SCHOOLS PHASE 4 SUPPLIES & MATER		745,036.17	0.00	745,036.17	0.00	0.00	745,036.17
S		*	745,036.17	0.00	745,036.17	0.00	0.00	745,036.17
SB		**	745,036.17	0.00	745,036.17	0.00	0.00	745,036.17
SB04		***	745,036.17	0.00	745,036.17	0.00	0.00	745,036.17
<u>F 2110.4500-90-TFCU</u>	SUPPLIES AND MATERIALS - TFCU GRANT AWARD O. JUAREZ FUENTES		2,128.24	0.00	2,128.24	0.00	149.95	1,978.29
T		*	2,128.24	0.00	2,128.24	0.00	149.95	1,978.29
TF		**	2,128.24	0.00	2,128.24	0.00	149.95	1,978.29
TFCU		***	2,128.24	0.00	2,128.24	0.00	149.95	1,978.29
<u>F 2511.1500-90-U24</u>	UPK GRANT - PROFESSIONAL SALARIES		0.00	0.00	0.00	0.00	0.00	0.00
<u>F 2511.1600-90-U24</u>	UPK GRANT - SUPPORT STAFF		0.00	0.00	0.00	0.00	0.00	0.00
U		*	0.00	0.00	0.00	0.00	0.00	0.00
U2		**	0.00	0.00	0.00	0.00	0.00	0.00
U24		***	0.00	0.00	0.00	0.00	0.00	0.00
<u>F 2511.1600-90-U25</u>	UPK GRANT - SUPPORT STAFF		0.00	0.00	0.00	4,315.94	0.00	-4,315.94
U		*	0.00	0.00	0.00	4,315.94	0.00	-4,315.94
U2		**	0.00	0.00	0.00	4,315.94	0.00	-4,315.94
U25		***	0.00	0.00	0.00	4,315.94	0.00	-4,315.94
90		****	4,052,809.36	2,656,113.58	6,708,922.94	984,283.63	3,390,790.19	2,333,849.12
9		*****	4,052,809.36	2,656,113.58	6,708,922.94	984,283.63	3,390,790.19	2,333,849.12
<u>F 2110.4500-AR-HML2</u>	ARP HCY PART II 5219- SUPPLIES AND MATERIALS		6.70	0.00	6.70	0.00	0.00	6.70
H		*	6.70	0.00	6.70	0.00	0.00	6.70
HM		**	6.70	0.00	6.70	0.00	0.00	6.70
HML2		***	6.70	0.00	6.70	0.00	0.00	6.70
<u>F 2110.4000-AR-HMLS</u>	ARP HCY PART II 5218- PURCHASED SERVICES		8,000.00	0.00	8,000.00	0.00	0.00	8,000.00

PATCHOGUE-MEDFORD UFSD

Appropriation Status Detail Report By Location & Program From 7/1/2024 To 8/31/2024



Account	Description	Budget	Adjustments	Adj. Budget	Expensed	Encumbered	Available
SERVICES							
H	*	8,000.00	0.00	8,000.00	0.00	0.00	8,000.00
HM	**	8,000.00	0.00	8,000.00	0.00	0.00	8,000.00
HMLS	***	8,000.00	0.00	8,000.00	0.00	0.00	8,000.00
F 2110.1500-AR-LRLS	ARP ESSER 5884 - LEARNING LOSS- PROFESSIONAL SALARIES	818,961.74	0.00	818,961.74	982,081.66	0.00	-163,119.92
F 2110.1620-AR-LRLS	ARP ESSER 5884 - LEARNING LOSS- NON INSTRUCTIONAL SALARIES	25,339.17	0.00	25,339.17	4,465.94	0.00	20,873.23
F 2110.4000-AR-LRLS	ARP ESSER 5884 - LEARNING LOSS- PURCHASED SERVICES	311,639.00	0.00	311,639.00	0.00	0.00	311,639.00
F 2110.4500-AR-LRLS	ARP ESSER 5884 - LEARNING LOSS- SUPPLIES AND MATERIALS	0.38	0.00	0.38	0.00	0.00	0.38
F 2110.8000-AR-LRLS	ARP ESSER 5884 - LEARNING LOSS- EMPLOYEE BENEFITS	0.59	0.00	0.59	0.00	0.00	0.59
L	*	1,155,940.88	0.00	1,155,940.88	986,547.60	0.00	169,393.28
LR	**	1,155,940.88	0.00	1,155,940.88	986,547.60	0.00	169,393.28
LRLS	***	1,155,940.88	0.00	1,155,940.88	986,547.60	0.00	169,393.28
F 2110.1500-AR-STRS	ARP ESSER 5883 - COMPREHENSIVE A STATE RESERVES- PROFESSIONAL SALARIES	149,429.35	0.00	149,429.35	1,567.00	0.00	147,862.35
F 2110.1620-AR-STRS	ARP ESSER 5883 - COMPREHENSIVE A STATE RESERVES- SUPPORT STAFF	2,850.00	0.00	2,850.00	0.00	0.00	2,850.00
S	*	152,279.35	0.00	152,279.35	1,567.00	0.00	150,712.35
ST	**	152,279.35	0.00	152,279.35	1,567.00	0.00	150,712.35
STRS	***	152,279.35	0.00	152,279.35	1,567.00	0.00	150,712.35
F 2110.1500-AR-STSE	ARP ESSER 5882 - SUMMER ENRICHMENT STATE RESERVES- PROFESSIONAL SALARIES	-2,342.90	0.00	-2,342.90	27,934.14	0.00	-30,277.04
F 2110.1620-AR-STSE	ARP ESSER 5882 - SUMMER ENRICHMENT STATE RESERVES- NON-INSTRUCTIONAL SALARIES	25,000.86	0.00	25,000.86	0.00	0.00	25,000.86
F 2110.4000-AR-STSE	ARP ESSER 5882 - SUMMER ENRICHMENT STATE RESERVES- PURCHASED SERVICES	32,489.76	0.00	32,489.76	0.00	0.00	32,489.76
F 2110.4500-AR-STSE	ARP ESSER 5882 - SUMMER ENRICHMENT STATE RESERVES- SUPPLIES & MATERIALS	100.82	0.00	100.82	0.00	0.00	100.82
F 2110.8000-AR-STSE	ARP ESSER 5882 - SUMMER ENRICHMENT STATE RESERVES- EMPLOYEE BENEFITS	6,803.35	0.00	6,803.35	0.00	0.00	6,803.35
S	*	62,051.89	0.00	62,051.89	27,934.14	0.00	34,117.75

PATCHOGUE-MEDFORD UFSD



Appropriation Status Detail Report By Location & Program From 7/1/2024 To 8/31/2024

Account	Description	Budget	Adjustments	Adj. Budget	Expensed	Encumbered	Available
ST	**	62,051.89	0.00	62,051.89	27,934.14	0.00	34,117.75
STSE	***	62,051.89	0.00	62,051.89	27,934.14	0.00	34,117.75
AR	****	1,378,278.82	0.00	1,378,278.82	1,016,048.74	0.00	362,230.08
A	*****	1,378,278.82	0.00	1,378,278.82	1,016,048.74	0.00	362,230.08
Fund FTotals:		5,433,708.18	2,656,113.58	8,089,821.76	2,000,332.37	3,390,790.19	2,698,699.20
Grand Totals:		5,433,708.18	2,656,113.58	8,089,821.76	2,000,332.37	3,390,790.19	2,698,699.20

CAPITAL PROJECTS FUND FINANCIAL REPORTS

JUNE
(FINAL)

PATCHOGUE-MEDFORD UFSD



Trial Balance Report From 7/1/2023 - 6/30/2024

Account	Description	Debits	Credits
H 200	CASH IN CHECKING	625,231.86	0.00
H 201	CASH IN TIMED DEPOSITS	77,662.99	0.00
H 206	CAPITAL FUND MM STERLING BANK	1,132,822.57	0.00
H 207	CAPITAL FUND MM FLUSHING BANK(EMPIRE NB)	14,814,580.22	0.00
H 410	DUE FROM STATE AND FEDERAL	503,918.78	0.00
H 600	ACCOUNTS PAYABLE	0.00	36,035.30
H 630	DUE TO GENERAL FUND	0.00	277,337.85
H 631	DUE TO OTHER GOVERNMENTS	0.00	4,387.00
H 821	RESERVE FOR ENCUMBRANCES	0.00	1,775,960.14
H 909	FUND BALANCE, UNRESERVED	0.00	15,060,496.13
H Fund Totals:		17,154,216.42	17,154,216.42
Grand Totals:		17,154,216.42	17,154,216.42

PATCHOGUE-MEDFORD UFSD

Revenue Status Report By Function From 7/1/2023 To 6/30/2024



Account	Description	Budget	Adjustments	Revised Budget	Revenue Earned	Unearned Revenue
<u>H 3289</u>	SMART SCHOOLS BOND ACT	670,024.68	0.00	670,024.68	0.00	670,024.68
<u>H 3299</u>	EXCEL AID	124,584.00	0.00	124,584.00	0.00	124,584.00
<u>H 5031</u>	INTERFUND TRANSFERS FROM GF	1,500,000.00	0.00	1,500,000.00	1,500,000.00	0.00
<u>H 5788</u>	OTHER FINANCING SOURCES - LEASES	224,791.24	0.00	224,791.24	224,791.24	0.00
H Totals:		2,519,399.92	0.00	2,519,399.92	1,724,791.24	794,608.68
Grand Totals:		2,519,399.92	0.00	2,519,399.92	1,724,791.24	794,608.68

PATCHOGUE-MEDFORD UFSD

Appropriation Status Detail Report By Function From 7/1/2023 To 6/30/2024



Account	Description	Budget	Adjustments	Adj. Budget	Expensed	Encumbered	Available
<u>H 1617.0418-0-2009</u>	SOUTH OCEAN - INT TRSFR 2016/17 ROOF- CONSTRUCTION MANAGER	13,540.00	-13,540.00	0.00	0.00	0.00	0.00
<u>H 1617.0418-0-2450</u>	SOUTH OCEAN - INT TRSFR 2016/17 ROOF- ARCHITECT	4,608.65	-4,608.65	0.00	0.00	0.00	0.00
<u>H 1617.0418-0-2930</u>	SOUTH OCEAN - INT TRSFR 2016/17 ROOF- GC	193,840.19	-193,840.19	0.00	0.00	0.00	0.00
<u>H 1617.9901-0-0000</u>	INT TRSFR 2016/17 RETURN TO GENERAL FUND	0.00	211,988.84	211,988.84	211,988.84	0.00	0.00
1617	*	211,988.84	0.00	211,988.84	211,988.84	0.00	0.00
<u>H 1622..2</u>	CAPITAL OUTLAY - LEASES EQUIPMENT	224,791.24	0.00	224,791.24	224,791.24	0.00	0.00
1622	*	224,791.24	0.00	224,791.24	224,791.24	0.00	0.00
16	**	436,780.08	0.00	436,780.08	436,780.08	0.00	0.00
<u>H 1920.2009-0-0419</u>	INT TRSFR 2019/2020 - SO UNIVENT - CONSTRUCTION MANAGER	34,379.00	16,730.27	51,109.27	11,730.33	4,999.94	34,379.00
<u>H 1920.2009-0-1523</u>	INT TRSFR 2019/2020 - HIGH SCHOOL CTE MODIFICATIONS - CONSTRUCTION MANAGER	756.45	0.00	756.45	0.00	0.00	756.45
<u>H 1920.2400-0-0419</u>	INT TRSFR 2019/2020 - SO UNIVENT - ADMIN COSTS	4,893.52	35,000.00	39,893.52	27,119.88	0.00	12,773.64
<u>H 1920.2400-0-1523</u>	INT TRSFR 2019/2020 - HIGH SCHOOL CTE MODIFICATIONS - ADMIN COSTS	13,120.98	0.00	13,120.98	0.00	0.00	13,120.98
<u>H 1920.2450-0-0419</u>	INT TRSFR 2019/2020 - SO UNIVENT - ARCHITECT FEES	20,250.00	28,064.93	48,314.93	0.00	28,064.93	20,250.00
<u>H 1920.2450-0-1523</u>	INT TRSFR 2019/2020 - HIGH SCHOOL CTE MODIFICATIONS - ARCHITECT FEES	5,088.39	0.00	5,088.39	0.00	0.00	5,088.39
<u>H 1920.2450-0-1525</u>	INT TRSFR 2019/2020 - HIGH SCHOOL CTE MODIFICATIONS ART ROOMS- ARCHITECT FEES	10,000.00	0.00	10,000.00	0.00	0.00	10,000.00
<u>H 1920.2930-0-0419</u>	INT TRSFR 2019/2020 - SO UNIVENT - GC	885,533.02	623,339.34	1,508,872.36	344,393.05	313,946.29	850,533.02
<u>H 1920.2930-0-1523</u>	INT TRSFR 2019/2020 - HIGH SCHOOL CTE MODIFICATIONS - GC	12,525.14	0.00	12,525.14	0.00	0.00	12,525.14
<u>H 1920.2930-0-1525</u>	INT TRSFR 2019/2020 - HIGH SCHOOL CTE MODIFICATIONS - ART ROOMS - GC	4,218.81	0.00	4,218.81	0.00	0.00	4,218.81
1920	*	990,765.31	703,134.54	1,693,899.85	383,243.26	347,011.16	963,645.43
19	**	990,765.31	703,134.54	1,693,899.85	383,243.26	347,011.16	963,645.43
1	***	1,427,545.39	703,134.54	2,130,679.93	820,023.34	347,011.16	963,645.43
<u>H 2021.2009-0-1525</u>	INT TRSFR 2021/2022 - HIGH SCHOOL CTE MODIFICATIONS - ART ROOMS- CONSTRUCTION MANAGER	0.00	354.78	354.78	0.00	354.78	0.00

PATCHOGUE-MEDFORD UFSD



Appropriation Status Detail Report By Function From 7/1/2023 To 6/30/2024

Account	Description	Budget	Adjustments	Adj. Budget	Expensed	Encumbered	Available
<u>H 2021.2450-0-1525</u>	INT TRSFR 2021/2022 - HIGH SCHOOL CTE MODIFICATIONS - ART ROOMS- ARCHITECT FEES	4.74	1,249.40	1,254.14	0.00	1,249.40	4.74
<u>H 2021.2930-0-1525</u>	INT TRSFR 2021/2022 - HIGH SCHOOL CTE MODIFICATIONS - ART ROOMS - GC	0.88	0.00	0.88	0.00	0.00	0.88
<u>H 2021.4000-0-SOL</u>	INT TRSFR 2021/2022-SOLAR INITIATIVES - CONTRACTUAL	100,000.00	0.00	100,000.00	0.00	0.00	100,000.00
<u>H 2021.4500-0-SEC</u>	INT TRSFR 2021/2022-SECURITY UPGRADES - SUPPLIES AND MATERIALS	25,877.17	2,012.54	27,889.71	0.00	2,012.54	25,877.17
2021	*	125,882.79	3,616.72	129,499.51	0.00	3,616.72	125,882.79
20	**	125,882.79	3,616.72	129,499.51	0.00	3,616.72	125,882.79
<u>H 2223.2009-0-1526</u>	INT TRSFR 2022/2023 - HIGH SCHOOL CTE COSMETOLOGY - CONSTRUCTION MANAGER	3,500.00	17,500.51	21,000.51	16,149.69	1,350.82	3,500.00
<u>H 2223.2400-0-1526</u>	INT TRSFR 2022/2023 - HIGH SCHOOL CTE COSMETOLOGY - ADMIN COSTS	3,291.90	0.00	3,291.90	0.00	0.00	3,291.90
<u>H 2223.2450-0-1526</u>	INT TRSFR 2022/2023 - HIGH SCHOOL CTE COSMETOLOGY - ARCHITECT FEES	500.00	30,303.18	30,803.18	26,491.04	3,812.14	500.00
<u>H 2223.2930-0-1526</u>	INT TRSFR 2022/2023 - HIGH SCHOOL CTE COSMETOLOGY - GC	1,650.00	752,958.44	754,608.44	688,462.34	18,155.00	47,991.10
2223	*	8,941.90	800,762.13	809,704.03	731,103.07	23,317.96	55,283.00
22	**	8,941.90	800,762.13	809,704.03	731,103.07	23,317.96	55,283.00
<u>H 2324.0000-0-0000</u>	INT TRSFR 2023/24 - UNALLOCATED	1,120,038.00	-104,000.00	1,016,038.00	0.00	0.00	1,016,038.00
<u>H 2324.0120-0-0000</u>	INTERFUND TRANSFER 2023/24 - BAY ELEMENTARY ADDITION - UNALLOCATED	200,000.00	0.00	200,000.00	0.00	0.00	200,000.00
<u>H 2324.0120-0-2400</u>	INTERFUND TRANSFER 2023/24 - BAY ELEMENTARY ADDITION - ADMIN COSTS	129,962.00	0.00	129,962.00	59,451.60	25,282.00	45,228.40
<u>H 2324.0916-0-2009</u>	OREGON - INT TRSFR 2023/24 - CONSTRUCTION MANAGER	0.00	44,000.00	44,000.00	0.00	44,000.00	0.00
<u>H 2324.0916-0-2400</u>	OREGON - INT TRSFR 2023/24 - ADMIN COSTS	50,000.00	0.00	50,000.00	10,800.00	0.00	39,200.00
<u>H 2324.0916-0-2450</u>	OREGON - INT TRSFR 2023/24 - ARCHITECT	0.00	60,000.00	60,000.00	29,242.62	30,757.38	0.00
2324	*	1,500,000.00	0.00	1,500,000.00	99,494.22	100,039.38	1,300,466.40
23	**	1,500,000.00	0.00	1,500,000.00	99,494.22	100,039.38	1,300,466.40
2	***	1,634,824.69	804,378.85	2,439,203.54	830,597.29	126,974.06	1,481,632.19
<u>H CR01.0018-0-2450</u>	CAP RES 2015 - BAY ROOF-ARCHITECT	1,080.67	0.00	1,080.67	0.00	0.00	1,080.67
CR01	*	1,080.67	0.00	1,080.67	0.00	0.00	1,080.67
<u>H CR02.0012-0-2450</u>	CAP RES 2015 - MEDFORD WIND - ARCHITECT	2,754.31	0.00	2,754.31	0.00	0.00	2,754.31

PATCHOGUE-MEDFORD UFSD

Appropriation Status Detail Report By Function From 7/1/2023 To 6/30/2024



Account	Description	Budget	Adjustments	Adj. Budget	Expensed	Encumbered	Available
<u>H CR02.0013-0-2450</u>	CAP RES 2015 - MEDFORD ROOF-ARCHITECT	2,080.67	0.00	2,080.67	0.00	0.00	2,080.67
CR02	*	4,834.98	0.00	4,834.98	0.00	0.00	4,834.98
<u>H CR03.0010-0-2450</u>	CAP RES 2015 - RIVER ROOF-ARCHITECT	639.04	0.00	639.04	0.00	0.00	639.04
CR03	*	639.04	0.00	639.04	0.00	0.00	639.04
<u>H CR04.0018-0-2450</u>	CAP RES 2015 - SOUTH OCEAN LOCKER-ARCHITECT (ROOF IS INT TRSFR)	904.75	0.00	904.75	0.00	0.00	904.75
CR04	*	904.75	0.00	904.75	0.00	0.00	904.75
<u>H CR05.0021-0-2450</u>	CAP RES 2015 - SAXTON ROOF-ARCHITECT	5,080.67	0.00	5,080.67	0.00	0.00	5,080.67
<u>H CR05.0022-0-2450</u>	CAP RES 2015 - SAXTON LOCKERS-ARCHITECT	908.51	0.00	908.51	0.00	0.00	908.51
CR05	*	5,989.18	0.00	5,989.18	0.00	0.00	5,989.18
<u>H CR08.0011-0-2450</u>	CAP RES 2015 - BARTON ROOF-ARCHITECT	3,080.68	0.00	3,080.68	0.00	0.00	3,080.68
CR08	*	3,080.68	0.00	3,080.68	0.00	0.00	3,080.68
<u>H CR10.0012-0-2450</u>	CAP RES 2015 - TREMONT ROOF-ARCHITECT	3,080.67	0.00	3,080.67	0.00	0.00	3,080.67
CR10	*	3,080.67	0.00	3,080.67	0.00	0.00	3,080.67
<u>H CR11.0013-0-2450</u>	CAP RES 2015 - EAGLE ROOF-ARCHITECT	3,080.66	0.00	3,080.66	0.00	0.00	3,080.66
CR11	*	3,080.66	0.00	3,080.66	0.00	0.00	3,080.66
<u>H CR13.0012-0-2450</u>	CAP RES 2015 - CANAAN ROOF-ARCHITECT	2,080.66	0.00	2,080.66	0.00	0.00	2,080.66
CR13	*	2,080.66	0.00	2,080.66	0.00	0.00	2,080.66
<u>H CR15.0020-0-2450</u>	CAP RES 2015 - HS ROOF AND TENNIS COURTS-ARCHITECT	1,038.08	0.00	1,038.08	0.00	0.00	1,038.08
CR15	*	1,038.08	0.00	1,038.08	0.00	0.00	1,038.08
<u>H CR18.0000-0-0001</u>	CAP RESERVE 2018 - UNALLOCATED-PROJECTS APPROVED 5-21-2019	539,576.92	0.00	539,576.92	0.00	0.00	539,576.92
<u>H CR18.0120-0-0000</u>	CAP RESERVE 2018 - BAY ELEMENTARY ADDITION - UNALLOCATED (5/16/23)	7,870,038.00	0.00	7,870,038.00	0.00	0.00	7,870,038.00
<u>H CR18.0120-0-2009</u>	CAP RESERVE 2018 - BAY ELEMENTARY ADDITION - CONSTRUCTION MANAGER (5/16/23)	700,000.00	0.00	700,000.00	0.00	700,000.00	0.00
<u>H CR18.2450-1-1524</u>	CAP RESERVE 2018 - 5/21/2019 - HIGH SCHOOL FIRE ALARM-ARCHITECT FEES	-1,743.75	0.00	-1,743.75	0.00	0.00	-1,743.75
CR18	*	9,107,871.17	0.00	9,107,871.17	0.00	700,000.00	8,407,871.17
<u>H CR22.0120-0-0000</u>	CAP RESERVE 2022 - BAY ELEMENTARY ADDITION - UNALLOCATED (5/16/23)	4,200,000.00	0.00	4,200,000.00	0.00	0.00	4,200,000.00

PATCHOGUE-MEDFORD UFSD

Appropriation Status Detail Report By Function From 7/1/2023 To 6/30/2024



Account	Description	Budget	Adjustments	Adj. Budget	Expensed	Encumbered	Available
<u>H CR22.0120-0-2450</u>	CAP RESERVE 2022 - BAY ELEMENTARY ADDITION - ARCHITECT FEES (5/16/23)	800,000.00	0.00	800,000.00	216,487.11	583,512.89	0.00
CR22	*	5,000,000.00	0.00	5,000,000.00	216,487.11	583,512.89	4,200,000.00
CR	**	14,133,680.54	0.00	14,133,680.54	216,487.11	1,283,512.89	12,633,680.54
C	***	14,133,680.54	0.00	14,133,680.54	216,487.11	1,283,512.89	12,633,680.54
<u>H SB79.0009-0-2009</u>	SMART SCHOOLS PHASE 3 - CONSTRUCTION MANAGER	71,464.00	0.00	71,464.00	0.00	0.00	71,464.00
<u>H SB79.0009-0-2450</u>	SMART SCHOOLS PHASE 3 - ARCHITECT	9,339.90	18,462.03	27,801.93	0.00	18,462.03	9,339.90
<u>H SB79.0009-0-2930</u>	SMART SCHOOLS PHASE 3 - GC	570,758.75	0.00	570,758.75	0.00	0.00	570,758.75
SB79	*	651,562.65	18,462.03	670,024.68	0.00	18,462.03	651,562.65
SB	**	651,562.65	18,462.03	670,024.68	0.00	18,462.03	651,562.65
S	***	651,562.65	18,462.03	670,024.68	0.00	18,462.03	651,562.65
Fund HTotals:		17,847,613.27	1,525,975.42	19,373,588.69	1,867,107.74	1,775,960.14	15,730,520.81
Grand Totals:		17,847,613.27	1,525,975.42	19,373,588.69	1,867,107.74	1,775,960.14	15,730,520.81

AUGUST

PATCHOGUE-MEDFORD UFSD



Trial Balance Report From 7/1/2024 - 8/31/2024

Account	Description	Debits	Credits
H 200	CASH IN CHECKING	458,157.89	0.00
H 201	CASH IN TIMED DEPOSITS	77,662.99	0.00
H 201.CLASS	CAPITAL FUND MM CLASS	9,052,225.45	0.00
H 206	CAPITAL FUND MM STERLING BANK	1,142,726.91	0.00
H 207	CAPITAL FUND MM FLUSHING BANK(EMPIRE NB)	5,890,035.35	0.00
H 410	DUE FROM STATE AND FEDERAL	503,918.78	0.00
H 510	ESTIMATED REVENUE	2,294,608.68	0.00
H 521	ENCUMBRANCES	1,952,208.47	0.00
H 522	EXPENDITURES	129,651.67	0.00
H 599	APPROPRIATED FUND BALANCE	16,711,872.27	0.00
H 600	ACCOUNTS PAYABLE	0.00	3,000.00
H 630	DUE TO GENERAL FUND	0.00	414,922.77
H 821	RESERVE FOR ENCUMBRANCES	0.00	1,952,208.47
H 909	FUND BALANCE, UNRESERVED	0.00	16,836,456.27
H 960	APPROPRIATIONS	0.00	19,006,480.95
H Fund Totals:		38,213,068.46	38,213,068.46
Grand Totals:		38,213,068.46	38,213,068.46

PATCHOGUE-MEDFORD UFSD

Revenue Status Report By Function From 7/1/2024 To 8/31/2024



Account	Description	Budget	Adjustments	Revised Budget	Revenue Earned	Unearned Revenue
<u>H 3289</u>	SMART SCHOOLS BOND ACT	670,024.68	0.00	670,024.68	0.00	670,024.68
<u>H 3299</u>	EXCEL AID	124,584.00	0.00	124,584.00	0.00	124,584.00
<u>H 5031</u>	INTERFUND TRANSFERS FROM GF	1,500,000.00	0.00	1,500,000.00	0.00	1,500,000.00
H Totals:		2,294,608.68	0.00	2,294,608.68	0.00	2,294,608.68
Grand Totals:		2,294,608.68	0.00	2,294,608.68	0.00	2,294,608.68

PATCHOGUE-MEDFORD UFSD



Appropriation Status Detail Report By Function From 7/1/2024 To 8/31/2024

Account	Description	Budget	Adjustments	Adj. Budget	Expensed	Encumbered	Available
<u>H 1920.2009-0-0419</u>	INT TRSFR 2019/2020 - SO UNIVENT - CONSTRUCTION MANAGER	34,379.00	4,999.94	39,378.94	0.00	4,999.94	34,379.00
<u>H 1920.2009-0-1523</u>	INT TRSFR 2019/2020 - HIGH SCHOOL CTE MODIFICATIONS - CONSTRUCTION MANAGER	756.45	0.00	756.45	0.00	0.00	756.45
<u>H 1920.2400-0-0419</u>	INT TRSFR 2019/2020 - SO UNIVENT - ADMIN COSTS	12,773.64	0.00	12,773.64	0.00	0.00	12,773.64
<u>H 1920.2400-0-1523</u>	INT TRSFR 2019/2020 - HIGH SCHOOL CTE MODIFICATIONS - ADMIN COSTS	13,120.98	0.00	13,120.98	0.00	0.00	13,120.98
<u>H 1920.2450-0-0419</u>	INT TRSFR 2019/2020 - SO UNIVENT - ARCHITECT FEES	20,250.00	28,064.93	48,314.93	0.00	28,064.93	20,250.00
<u>H 1920.2450-0-1523</u>	INT TRSFR 2019/2020 - HIGH SCHOOL CTE MODIFICATIONS - ARCHITECT FEES	5,088.39	0.00	5,088.39	0.00	0.00	5,088.39
<u>H 1920.2450-0-1525</u>	INT TRSFR 2019/2020 - HIGH SCHOOL CTE MODIFICATIONS ART ROOMS- ARCHITECT FEES	10,000.00	0.00	10,000.00	0.00	0.00	10,000.00
<u>H 1920.2930-0-0419</u>	INT TRSFR 2019/2020 - SO UNIVENT - GC	850,533.02	313,946.29	1,164,479.31	0.00	313,946.29	850,533.02
<u>H 1920.2930-0-1523</u>	INT TRSFR 2019/2020 - HIGH SCHOOL CTE MODIFICATIONS - GC	12,525.14	0.00	12,525.14	0.00	0.00	12,525.14
<u>H 1920.2930-0-1525</u>	INT TRSFR 2019/2020 - HIGH SCHOOL CTE MODIFICATIONS - ART ROOMS - GC	4,218.81	0.00	4,218.81	0.00	0.00	4,218.81
1920	*	963,645.43	347,011.16	1,310,656.59	0.00	347,011.16	963,645.43
19	**	963,645.43	347,011.16	1,310,656.59	0.00	347,011.16	963,645.43
1	***	963,645.43	347,011.16	1,310,656.59	0.00	347,011.16	963,645.43
<u>H 2021.2009-0-1525</u>	INT TRSFR 2021/2022 - HIGH SCHOOL CTE MODIFICATIONS - ART ROOMS- CONSTRUCTION MANAGER	0.00	354.78	354.78	0.00	354.78	0.00
<u>H 2021.2450-0-1525</u>	INT TRSFR 2021/2022 - HIGH SCHOOL CTE MODIFICATIONS - ART ROOMS- ARCHITECT FEES	4.74	1,249.40	1,254.14	0.00	1,249.40	4.74
<u>H 2021.2930-0-1525</u>	INT TRSFR 2021/2022 - HIGH SCHOOL CTE MODIFICATIONS - ART ROOMS - GC	0.88	0.00	0.88	0.00	0.00	0.88
<u>H 2021.4000-0-SOL</u>	INT TRSFR 2021/2022-SOLAR INITIATIVES - CONTRACTUAL	100,000.00	0.00	100,000.00	0.00	0.00	100,000.00
<u>H 2021.4500-0-SEC</u>	INT TRSFR 2021/2022-SECURITY UPGRADES - SUPPLIES AND MATERIALS	25,877.17	2,012.54	27,889.71	0.00	2,012.54	25,877.17
2021	*	125,882.79	3,616.72	129,499.51	0.00	3,616.72	125,882.79
20	**	125,882.79	3,616.72	129,499.51	0.00	3,616.72	125,882.79
<u>H 2223.2009-0-1526</u>	INT TRSFR 2022/2023 - HIGH SCHOOL CTE COSMETOLOGY - CONSTRUCTION	3,500.00	1,350.82	4,850.82	0.00	1,350.82	3,500.00

PATCHOGUE-MEDFORD UFSD

Appropriation Status Detail Report By Function From 7/1/2024 To 8/31/2024



Account	Description	Budget	Adjustments	Adj. Budget	Expensed	Encumbered	Available
	MANAGER						
<u>H 2223.2400-0-1526</u>	INT TRSFR 2022/2023 - HIGH SCHOOL CTE COSMETOLOGY - ADMIN COSTS	3,291.90	0.00	3,291.90	0.00	0.00	3,291.90
<u>H 2223.2450-0-1526</u>	INT TRSFR 2022/2023 - HIGH SCHOOL CTE COSMETOLOGY - ARCHITECT FEES	500.00	3,812.14	4,312.14	0.00	3,812.14	500.00
<u>H 2223.2930-0-1526</u>	INT TRSFR 2022/2023 - HIGH SCHOOL CTE COSMETOLOGY - GC	47,991.10	18,155.00	66,146.10	0.00	18,155.00	47,991.10
2223	*	55,283.00	23,317.96	78,600.96	0.00	23,317.96	55,283.00
22	**	55,283.00	23,317.96	78,600.96	0.00	23,317.96	55,283.00
<u>H 2324.0000-0-0000</u>	INT TRSFR 2023/24 - UNALLOCATED	1,016,038.00	0.00	1,016,038.00	0.00	0.00	1,016,038.00
<u>H 2324.0120-0-0000</u>	INTERFUND TRANSFER 2023/24 - BAY ELEMENTARY ADDITION - UNALLOCATED	200,000.00	0.00	200,000.00	0.00	0.00	200,000.00
<u>H 2324.0120-0-2400</u>	INTERFUND TRANSFER 2023/24 - BAY ELEMENTARY ADDITION - ADMIN COSTS	45,228.40	25,282.00	70,510.40	0.00	33,682.00	36,828.40
<u>H 2324.0916-0-2009</u>	OREGON - INT TRSFR 2023/24 - CONSTRUCTION MANAGER	0.00	44,000.00	44,000.00	0.00	44,000.00	0.00
<u>H 2324.0916-0-2400</u>	OREGON - INT TRSFR 2023/24 - ADMIN COSTS	39,200.00	0.00	39,200.00	0.00	0.00	39,200.00
<u>H 2324.0916-0-2450</u>	OREGON - INT TRSFR 2023/24 - ARCHITECT	0.00	30,757.38	30,757.38	0.00	30,757.38	0.00
2324	*	1,300,466.40	100,039.38	1,400,505.78	0.00	108,439.38	1,292,066.40
23	**	1,300,466.40	100,039.38	1,400,505.78	0.00	108,439.38	1,292,066.40
<u>H 2425.0000-0-0000</u>	INTERFUND TRANSFER 2024/25 - UNALLOCATED	1,320,000.00	-172,000.00	1,148,000.00	0.00	0.00	1,148,000.00
<u>H 2425.0199-0-2930</u>	INTERFUND TRANSFER 2024/25 - BAY ELEMENTARY BOILER - GC	180,000.00	0.00	180,000.00	129,651.67	45,848.33	4,500.00
<u>H 2425.0399-0-2000</u>	INTERFUND TRANSFER 2024/25 - RIVER - EQUIPMENT	0.00	5,000.00	5,000.00	0.00	0.00	5,000.00
<u>H 2425.0499-0-2930</u>	INTERFUND TRANSFER 2024/25 - SOUTH OCEAN (FRONT ROOFS) - GC	0.00	55,000.00	55,000.00	0.00	55,000.00	0.00
<u>H 2425.0599-0-2000</u>	INTERFUND TRANSFER 2024/25 - SAXTON - EQUIPMENT	0.00	10,000.00	10,000.00	0.00	0.00	10,000.00
<u>H 2425.2930-0-1599</u>	INTERFUND TRANSFER 2024/25 - HIGH SCHOOL - GC	0.00	67,000.00	67,000.00	0.00	67,000.00	0.00
<u>H 2425.7999-0-2930</u>	INTERFUND TRANSFER 2024/25 - DISTRICTWIDE - GC	0.00	35,000.00	35,000.00	0.00	0.00	35,000.00
2425	*	1,500,000.00	0.00	1,500,000.00	129,651.67	167,848.33	1,202,500.00
24	**	1,500,000.00	0.00	1,500,000.00	129,651.67	167,848.33	1,202,500.00
2	***	2,981,632.19	126,974.06	3,108,606.25	129,651.67	303,222.39	2,675,732.19

PATCHOGUE-MEDFORD UFSD



Appropriation Status Detail Report By Function From 7/1/2024 To 8/31/2024

Account	Description	Budget	Adjustments	Adj. Budget	Expensed	Encumbered	Available
<u>H CR01.0018-0-2450</u>	CAP RES 2015 - BAY ROOF-ARCHITECT	1,080.67	0.00	1,080.67	0.00	0.00	1,080.67
CR01	*	1,080.67	0.00	1,080.67	0.00	0.00	1,080.67
<u>H CR02.0012-0-2450</u>	CAP RES 2015 - MEDFORD WIND - ARCHITECT	2,754.31	0.00	2,754.31	0.00	0.00	2,754.31
<u>H CR02.0013-0-2450</u>	CAP RES 2015 - MEDFORD ROOF-ARCHITECT	2,080.67	0.00	2,080.67	0.00	0.00	2,080.67
CR02	*	4,834.98	0.00	4,834.98	0.00	0.00	4,834.98
<u>H CR03.0010-0-2450</u>	CAP RES 2015 - RIVER ROOF-ARCHITECT	639.04	0.00	639.04	0.00	0.00	639.04
CR03	*	639.04	0.00	639.04	0.00	0.00	639.04
<u>H CR04.0018-0-2450</u>	CAP RES 2015 - SOUTH OCEAN LOCKER-ARCHITECT (ROOF IS INT TRSFR)	904.75	0.00	904.75	0.00	0.00	904.75
CR04	*	904.75	0.00	904.75	0.00	0.00	904.75
<u>H CR05.0021-0-2450</u>	CAP RES 2015 - SAXTON ROOF-ARCHITECT	5,080.67	0.00	5,080.67	0.00	0.00	5,080.67
<u>H CR05.0022-0-2450</u>	CAP RES 2015 - SAXTON LOCKERS-ARCHITECT	908.51	0.00	908.51	0.00	0.00	908.51
CR05	*	5,989.18	0.00	5,989.18	0.00	0.00	5,989.18
<u>H CR08.0011-0-2450</u>	CAP RES 2015 - BARTON ROOF-ARCHITECT	3,080.68	0.00	3,080.68	0.00	0.00	3,080.68
CR08	*	3,080.68	0.00	3,080.68	0.00	0.00	3,080.68
<u>H CR10.0012-0-2450</u>	CAP RES 2015 - TREMONT ROOF-ARCHITECT	3,080.67	0.00	3,080.67	0.00	0.00	3,080.67
CR10	*	3,080.67	0.00	3,080.67	0.00	0.00	3,080.67
<u>H CR11.0013-0-2450</u>	CAP RES 2015 - EAGLE ROOF-ARCHITECT	3,080.66	0.00	3,080.66	0.00	0.00	3,080.66
CR11	*	3,080.66	0.00	3,080.66	0.00	0.00	3,080.66
<u>H CR13.0012-0-2450</u>	CAP RES 2015 - CANAAN ROOF-ARCHITECT	2,080.66	0.00	2,080.66	0.00	0.00	2,080.66
CR13	*	2,080.66	0.00	2,080.66	0.00	0.00	2,080.66
<u>H CR15.0020-0-2450</u>	CAP RES 2015 - HS ROOF AND TENNIS COURTS-ARCHITECT	1,038.08	0.00	1,038.08	0.00	0.00	1,038.08
CR15	*	1,038.08	0.00	1,038.08	0.00	0.00	1,038.08
<u>H CR18.0000-0-0001</u>	CAP RESERVE 2018 - UNALLOCATED-PROJECTS APPROVED 5-21-2019	539,576.92	0.00	539,576.92	0.00	0.00	539,576.92
<u>H CR18.0120-0-0000</u>	CAP RESERVE 2018 - BAY ELEMENTARY ADDITION - UNALLOCATED (5/16/23)	7,870,038.00	0.00	7,870,038.00	0.00	0.00	7,870,038.00
<u>H CR18.0120-0-2009</u>	CAP RESERVE 2018 - BAY ELEMENTARY ADDITION - CONSTRUCTION MANAGER (5/16/23)	0.00	700,000.00	700,000.00	0.00	700,000.00	0.00
<u>H CR18.2450-1-1524</u>	CAP RESERVE 2018 - 5/21/2019 - HIGH SCHOOL FIRE ALARM-ARCHITECT FEES	-1,743.75	0.00	-1,743.75	0.00	0.00	-1,743.75

PATCHOGUE-MEDFORD UFSD

Appropriation Status Detail Report By Function From 7/1/2024 To 8/31/2024



Account	Description	Budget	Adjustments	Adj. Budget	Expensed	Encumbered	Available
CR18	*	8,407,871.17	700,000.00	9,107,871.17	0.00	700,000.00	8,407,871.17
<u>H CR22.0120-0-0000</u>	CAP RESERVE 2022 - BAY ELEMENTARY ADDITION - UNALLOCATED (5/16/23)	4,200,000.00	0.00	4,200,000.00	0.00	0.00	4,200,000.00
<u>H CR22.0120-0-2450</u>	CAP RESERVE 2022 - BAY ELEMENTARY ADDITION - ARCHITECT FEES (5/16/23)	0.00	583,512.89	583,512.89	0.00	583,512.89	0.00
CR22	*	4,200,000.00	583,512.89	4,783,512.89	0.00	583,512.89	4,200,000.00
CR	**	12,633,680.54	1,283,512.89	13,917,193.43	0.00	1,283,512.89	12,633,680.54
C	***	12,633,680.54	1,283,512.89	13,917,193.43	0.00	1,283,512.89	12,633,680.54
<u>H SB79.0009-0-2009</u>	SMART SCHOOLS PHASE 3 - CONSTRUCTION MANAGER	71,464.00	0.00	71,464.00	0.00	0.00	71,464.00
<u>H SB79.0009-0-2450</u>	SMART SCHOOLS PHASE 3 - ARCHITECT	9,339.90	18,462.03	27,801.93	0.00	18,462.03	9,339.90
<u>H SB79.0009-0-2930</u>	SMART SCHOOLS PHASE 3 - GC	570,758.75	0.00	570,758.75	0.00	0.00	570,758.75
SB79	*	651,562.65	18,462.03	670,024.68	0.00	18,462.03	651,562.65
SB	**	651,562.65	18,462.03	670,024.68	0.00	18,462.03	651,562.65
S	***	651,562.65	18,462.03	670,024.68	0.00	18,462.03	651,562.65
Fund HTotals:		17,230,520.81	1,775,960.14	19,006,480.95	129,651.67	1,952,208.47	16,924,620.81
Grand Totals:		17,230,520.81	1,775,960.14	19,006,480.95	129,651.67	1,952,208.47	16,924,620.81

MISCELLANEOUS
SPECIAL REVENUE
FUNDS REPORTS

AUGUST



Account	Description	Debits	Credits
EC 200	CASH - EXTRACLASSROOM ACTIVITY FUND	464,861.24	0.00
EC 510	Estimated Revenue	550,000.00	0.00
EC 522	Expenditures	4,293.31	0.00
EC 909	FUND BALANCE, UNRESERVED EXTRACLASSROOM ACTIVITY FUND	0.00	468,154.55
EC 960	Appropriations	0.00	550,000.00
EC 980	Revenues	0.00	1,000.00
EC Fund Totals:		1,019,154.55	1,019,154.55
Grand Totals:		1,019,154.55	1,019,154.55

PATCHOGUE-MEDFORD UFSD

Revenue Status Report By Function From 7/1/2024 To 8/31/2024



Account	Description	Budget	Adjustments	Revised Budget	Revenue Earned	Unearned Revenue
<u>EC 2770</u>	EXTRACLASSROOM ACTIVITY FUND - RECEIPTS	550,000.00	0.00	550,000.00	1,000.00	549,000.00
EC Totals:		550,000.00	0.00	550,000.00	1,000.00	549,000.00
Grand Totals:		550,000.00	0.00	550,000.00	1,000.00	549,000.00

PATCHOGUE-MEDFORD UFSD

Appropriation Status Detail Report By Function From 7/1/2024 To 8/31/2024



Account	Description		Budget	Adjustments	Adj. Budget	Expensed	Encumbered	Available
<u>EC 4000</u>	EXTRACLASSROOM ACTIVITY FUND - EXPENSES		550,000.00	0.00	550,000.00	4,293.31	0.00	545,706.69
4000		*	550,000.00	0.00	550,000.00	4,293.31	0.00	545,706.69
40		**	550,000.00	0.00	550,000.00	4,293.31	0.00	545,706.69
4		***	550,000.00	0.00	550,000.00	4,293.31	0.00	545,706.69
	Fund ECTotals:		550,000.00	0.00	550,000.00	4,293.31	0.00	545,706.69
Grand Totals:			550,000.00	0.00	550,000.00	4,293.31	0.00	545,706.69



Account	Description	Debits	Credits
SC 200	SCHOLARSHIP CASH AND CASH EQUIVALENTS	1,037,083.38	0.00
SC 510	Estimated Revenue	250,000.00	0.00
SC 522	Expenditures	1,000.00	0.00
SC 909	ENDOWMENTS, SCHOLARSHIPS & GIFTS	0.00	1,036,863.12
SC 960	Appropriations	0.00	250,000.00
SC 980	Revenues	0.00	1,220.26
SC Fund Totals:		1,288,083.38	1,288,083.38
Grand Totals:		1,288,083.38	1,288,083.38

PATCHOGUE-MEDFORD UFSD

Revenue Status Report By Function From 7/1/2024 To 8/31/2024



Account	Description	Budget	Adjustments	Revised Budget	Revenue Earned	Unearned Revenue
<u>SC 2401</u>	SCHOLARSHIP FUND - INTEREST AND EARNINGS	0.00	0.00	0.00	1,220.26	-1,220.26
<u>SC 2705</u>	SCHOLARSHIP FUND - GIFTS AND DONATIONS	250,000.00	0.00	250,000.00	0.00	250,000.00
SC Totals:		250,000.00	0.00	250,000.00	1,220.26	248,779.74
Grand Totals:		250,000.00	0.00	250,000.00	1,220.26	248,779.74

PATCHOGUE-MEDFORD UFSD



Appropriation Status Detail Report By Function From 7/1/2024 To 8/31/2024

Account	Description	Budget	Adjustments	Adj. Budget	Expensed	Encumbered	Available
<u>SC 4000</u>	SCHOLARSHIP FUND - SCHOLARSHIPS AND AWARDS	250,000.00	0.00	250,000.00	1,000.00	0.00	249,000.00
4000	*	250,000.00	0.00	250,000.00	1,000.00	0.00	249,000.00
40	**	250,000.00	0.00	250,000.00	1,000.00	0.00	249,000.00
4	***	250,000.00	0.00	250,000.00	1,000.00	0.00	249,000.00
	Fund SCTotals:	250,000.00	0.00	250,000.00	1,000.00	0.00	249,000.00
	Grand Totals:	250,000.00	0.00	250,000.00	1,000.00	0.00	249,000.00

DEBT SERVICE
FUND FINANCIAL
REPORTS

AUGUST

PATCHOGUE-MEDFORD UFSD
Trial Balance Report From 7/1/2024 - 8/31/2024



Account	Description	Debits	Credits
V 200	CASH IN CHECKING	6,341,051.77	0.00
V 510	ESTIMATED REVENUE	10,494,875.00	0.00
V 521	ENCUMBRANCES	7,247,193.10	0.00
V 522	EXPENDITURES	3,247,680.60	0.00
V 6300	DUE TO GENERAL FUND	0.00	364.27
V 821	RESERVE FOR ENCUMBRANCES	0.00	7,247,193.10
V 960	APPROPRIATIONS	0.00	10,494,875.00
V 980	REVENUES	0.00	9,588,368.10
V Fund Totals:		27,330,800.47	27,330,800.47
Grand Totals:		27,330,800.47	27,330,800.47

PATCHOGUE-MEDFORD UFSD

Revenue Status Report By Function From 7/1/2024 To 8/31/2024



Account	Description	Budget	Adjustments	Revised Budget	Revenue Earned	Unearned Revenue
<u>V 5031</u>	INTERFUND TRANSFERS	10,494,875.00	0.00	10,494,875.00	9,588,368.10	906,506.90
	V Totals:	10,494,875.00	0.00	10,494,875.00	9,588,368.10	906,506.90
	Grand Totals:	10,494,875.00	0.00	10,494,875.00	9,588,368.10	906,506.90

PATCHOGUE-MEDFORD UFSD

Appropriation Status Detail Report By Function From 7/1/2024 To 8/31/2024



Account	Description	Budget	Adjustments	Adj. Budget	Expensed	Encumbered	Available
<u>V 9711.600-90-000</u>	SERIAL BONDS, CONSTRUCTION - PRINCIPAL	8,525,000.00	0.00	8,525,000.00	2,540,000.00	5,985,000.00	0.00
<u>V 9711.700-90-000</u>	SERIAL BONDS, CONSTRUCTION - INTEREST	1,107,513.00	0.00	1,107,513.00	276,500.00	831,012.50	0.50
9711	*	9,632,513.00	0.00	9,632,513.00	2,816,500.00	6,816,012.50	0.50
<u>V 9740.600-90-000</u>	ENERGY PERFORMANCE - PRINCIPAL	747,753.00	0.00	747,753.00	371,557.79	376,194.50	0.71
<u>V 9740.700-90-000</u>	ENERGY PERFORMANCE - INTEREST	114,609.00	0.00	114,609.00	59,622.81	54,986.10	0.09
9740	*	862,362.00	0.00	862,362.00	431,180.60	431,180.60	0.80
97	**	10,494,875.00	0.00	10,494,875.00	3,247,680.60	7,247,193.10	1.30
9	***	10,494,875.00	0.00	10,494,875.00	3,247,680.60	7,247,193.10	1.30
Fund VTotals:		10,494,875.00	0.00	10,494,875.00	3,247,680.60	7,247,193.10	1.30
Grand Totals:		10,494,875.00	0.00	10,494,875.00	3,247,680.60	7,247,193.10	1.30

WORKERS
COMPENSATION
RESERVE
FINANCIAL
REPORTS

AUGUST



Account	Description	Debits	Credits
W 200	CASH IN CHECKING	500,228.41	0.00
W 200.2	CASH IN CHECKING - US BANK - W/C DIRECT DEPOSITS	0.00	1,700.00
W 510	ESTIMATED REVENUE	700,000.00	0.00
W 522	EXPENDITURES	182,148.79	0.00
W 630	DUE TO GENERAL FUND	0.00	508,325.38
W 909	FUND BALANCE, UNRESERVED	0.00	10,342.12
W 960	APPROPRIATIONS	0.00	700,000.00
W 980	REVENUES	0.00	162,009.70
W Fund Totals:		1,382,377.20	1,382,377.20
Grand Totals:		1,382,377.20	1,382,377.20

PATCHOGUE-MEDFORD UFSD

Revenue Status Report By Function From 7/1/2024 To 8/31/2024



Account	Description	Budget	Adjustments	Revised Budget	Revenue Earned	Unearned Revenue
<u>W 5031</u>	TRANSFER FROM GEN FD	700,000.00	0.00	700,000.00	162,009.70	537,990.30
W Totals:		700,000.00	0.00	700,000.00	162,009.70	537,990.30
Grand Totals:		700,000.00	0.00	700,000.00	162,009.70	537,990.30

PATCHOGUE-MEDFORD UFSD

Appropriation Status Detail Report By Function From 7/1/2024 To 8/31/2024



Account	Description		Budget	Adjustments	Adj. Budget	Expensed	Encumbered	Available
<u>W 5222</u>	JUDGMENTS AND CLAIMS		700,000.00	0.00	700,000.00	182,148.79	0.00	517,851.21
5222		*	700,000.00	0.00	700,000.00	182,148.79	0.00	517,851.21
52		**	700,000.00	0.00	700,000.00	182,148.79	0.00	517,851.21
5		***	700,000.00	0.00	700,000.00	182,148.79	0.00	517,851.21
	Fund WTotals:		700,000.00	0.00	700,000.00	182,148.79	0.00	517,851.21
Grand Totals:			700,000.00	0.00	700,000.00	182,148.79	0.00	517,851.21

BUDGET TRANSFER QUERY

AUGUST

PATCHOGUE-MEDFORD UFSD

Budget Transfer Query From 8/1/2024 - 8/31/2024 In Between \$0.00 And \$999,999,999.99



Reference #	Date	Transfer Explanation	Account	Detail Description	Debits	Credits
6226	08/05/2024	TRASNFER FUNDS TO GET POWER LIFTGATE DELIVERY FEE ON A PO	A 2610.4690-90-000		120.00	0.00
			A 2610.4500-37-000		0.00	120.00
			Transfer Totals:		120.00	120.00
6227	08/05/2024	TRANSFER FUNDS TO COVER HS MUSIC SUPPLIES, ITEMS WERE UNDER THE EQUIPMENT THRESHOLD.	A 2118.2000-37-000		4,877.65	0.00
			A 2118.4500-37-000		0.00	4,877.65
			Transfer Totals:		4,877.65	4,877.65
6228	08/05/2024	TRANSFER FUNDS TO COVER BOCES CONFERENCE FEES	A 2110.4750-26-000		325.00	0.00
			A 2110.4900-26-000		0.00	325.00
			Transfer Totals:		325.00	325.00
6229	08/05/2024	TRANSFER FUNDS TO COVER SUPPLIES NEEDED	A 2110.2000-27-000		4,700.00	0.00
			A 2110.4500-27-000		0.00	4,700.00
			Transfer Totals:		4,700.00	4,700.00
6230	08/05/2024	TRANSFER FUNDS TO COVER AN INCREASE IN THE BOCES FEES FOR ATHLETICS	A 2119.4500-26-000		291.75	0.00
			A 2119.4500-27-000		291.75	0.00
			A 2119.4500-28-000		291.75	0.00
			A 2119.4500-37-000		291.75	0.00
			A 2855.4900-90-000		0.00	1,167.00
			Transfer Totals:		1,167.00	1,167.00
6231	08/05/2024	TRANSFER FUNDS TO COBER STEM HONOR SOCIETY ADVISOR STIPENDS FOR 2024-2025.	A 2117.4500-37-000		860.00	0.00
			A 2850.1502-37-000		0.00	860.00
			Transfer Totals:		860.00	860.00
6232	08/05/2024	TRANSFER FUNDS TO COVER SUPPLIES	A 5540.4030-04-000		3,000.00	0.00

PATCHOGUE-MEDFORD UFSD

Budget Transfer Query From 8/1/2024 - 8/31/2024 In Between \$0.00 And \$999,999,999.99



Reference #	Date	Transfer Explanation	Account	Detail Description	Debits	Credits
		FOR STUDENTS				
			A 2020.4500-04-000		0.00	3,000.00
				Transfer Totals:	3,000.00	3,000.00
6233	08/05/2024	TRANSFER FUNDS TO COVER BOCES CONFERENCE	A 2020.4750-01-000		175.00	0.00
			A 2110.4900-01-000		0.00	175.00
				Transfer Totals:	175.00	175.00
6238	08/09/2024	TRANSFER FUNDS TO COVER HS ART SUPPLIES	A 2111.2000-37-000		2,301.74	0.00
			A 2111.4500-37-000		0.00	2,301.74
				Transfer Totals:	2,301.74	2,301.74
6239	08/13/2024	8/12 - TRANSFER FUNDS TO PURCHASE DESKS, CHAIRS AND TABLES FOR RAIDER ACADEMY	A 2110.4000-90-000		14,100.00	0.00
			A 2130.4500-RA-000		0.00	14,100.00
				Transfer Totals:	14,100.00	14,100.00
6240	08/20/2024	TRANSFER FUNDS TO PURCHASE ART & MUSIC SUPPLIES	A 2118.2000-06-000		158.35	0.00
			A 2111.4500-06-000		0.00	158.35
			A 2118.4500-27-000		3,089.18	0.00
			A 2118.4500-37-000		0.00	1,529.18
			A 1680.4790-90-000		0.00	1,560.00
				Transfer Totals:	3,247.53	3,247.53
6241	08/20/2024	TRANSFER FUNDS TO COVER STIPENDS AT SO AND SAXTON	A 2850.1522-26-000		776.00	0.00
			A 2850.1522-27-000		0.00	388.00
			A 2850.1522-28-000		0.00	388.00
				Transfer Totals:	776.00	776.00
6245	08/21/2024	TRANSFER FUNDS TO COBER BOCES CONFERENCES 7/10 AND 7/11	A 2110.4500-03-000		500.00	0.00

PATCHOGUE-MEDFORD UFSD



Budget Transfer Query From 8/1/2024 - 8/31/2024 In Between \$0.00 And \$999,999,999.99

Reference #	Date	Transfer Explanation	Account	Detail Description	Debits	Credits
			A 2110.4900-03-000		0.00	500.00
Transfer Totals:					500.00	500.00
Grand Totals:					36,149.92	36,149.92

CAPITAL PROJECT REPORT

AUGUST

PATCHOGUE-MEDFORD UFSD



Appropriation Status Detail Report By Function & Object From 7/1/1999 To 8/31/2024

Account	Description	Budget	Adjustments	Adj. Budget	Expensed	Encumbered	Available
<u>H 0000.0000-0-2000</u>	CONSTR MGR - EQUIP/SUPPLY	13,092.24	-13,092.24	0.00	0.00	0.00	0.00
<u>H 0000.0000-0-2009</u>	SUPER OF CONSTR/PARK EAST	3,705,000.00	-3,705,000.00	0.00	0.00	0.00	0.00
<u>H 0000.0000-0-2010</u>	SUPER OF CONSTR/CHRISTA	892,031.94	-892,031.94	0.00	0.00	0.00	0.00
<u>H 0000.0000-0-2011</u>	CONSTR MANAGER REIMBURSABLES	281,190.73	-250,572.57	30,618.16	4.75	0.00	30,613.41
<u>H 0000.0000-0-2012</u>	CONSTR MGR - SUPPLIES	8,540.86	-8,540.86	0.00	0.00	0.00	0.00
<u>H 0000.0000-0-4001</u>	CONSTRUCTION MANAGER	0.00	0.00	0.00	0.00	0.00	0.00
<u>H 0000.0000-0-4500</u>	CONSTRUCTION MANAGER SUPPLIES	0.00	0.00	0.00	0.00	0.00	0.00
0000.0000	*	4,899,855.77	-4,869,237.61	30,618.16	4.75	0.00	30,613.41
0000.00	**	4,899,855.77	-4,869,237.61	30,618.16	4.75	0.00	30,613.41
0000.0	***	4,899,855.77	-4,869,237.61	30,618.16	4.75	0.00	30,613.41
0000	****	4,899,855.77	-4,869,237.61	30,618.16	4.75	0.00	30,613.41
<u>H 0001.0007-0-2000</u>	BAY ADDITIONS - FURNITURE	330,000.00	-149,123.00	180,877.00	180,175.68	0.00	701.32
<u>H 0001.0007-0-2011</u>	CONSTRUCTION MANAGER COSTS	0.00	45,700.00	45,700.00	45,694.06	0.00	5.94
<u>H 0001.0007-0-2400</u>	BAY AVE ADD/ALT- ADMIN EXP	660.49	31,256.93	31,917.42	31,638.81	0.00	278.61
<u>H 0001.0007-0-2450</u>	BAY ADDITIONS - ARCHITECT	310,117.37	150,327.63	460,445.00	441,161.36	0.00	19,283.64
<u>H 0001.0007-0-2460</u>	BAY ADDITION SURVEY/ENGINEER	26,949.00	53,278.00	80,227.00	80,017.00	0.00	210.00
<u>H 0001.0007-0-2930</u>	BAY ADDITIONS - G.C.	3,297,055.24	-1,913,000.24	1,384,055.00	1,383,804.76	0.00	250.24
<u>H 0001.0007-0-2940</u>	BAY ADDITIONS - HVAC	1,531,678.00	-807,907.00	723,771.00	723,771.00	0.00	0.00
<u>H 0001.0007-0-2950</u>	BAY ADDITIONS - PLUMBING	606,452.00	-411,968.00	194,484.00	184,921.00	0.00	9,563.00
<u>H 0001.0007-0-2960</u>	BAY ADDITIONS - ELECTRICAL	1,037,419.13	-481,187.13	556,232.00	556,011.87	0.00	220.13
<u>H 0001.0007-0-2970</u>	BAY ADDITIONS - SITE DEVELOPMENT	78,193.50	27,274.00	105,467.50	105,465.26	0.00	2.24
<u>H 0001.0007-0-2990</u>	BAY ADDITIONS - SOFT COSTS	0.00	0.00	0.00	0.00	0.00	0.00
0001.0007	*	7,218,524.73	-3,455,348.81	3,763,175.92	3,732,660.80	0.00	30,515.12
<u>H 0001.0008-0-2010</u>	BAY CHIMNEY- SUPT. OF CONSTRUCTION	0.00	2,870.00	2,870.00	2,870.00	0.00	0.00
<u>H 0001.0008-0-2400</u>	BAY CHIMNEY - ADVERTISING	250.00	-19.51	230.49	230.49	0.00	0.00
<u>H 0001.0008-0-2450</u>	BAY CHIMNEY ARCHITECT	6,080.00	-1,853.39	4,226.61	4,226.61	0.00	0.00
<u>H 0001.0008-0-2930</u>	BAY CHIMNEY G/C	28,700.00	0.00	28,700.00	28,700.00	0.00	0.00
<u>H 0001.0008-0-4000</u>	BAY CHIMNEY ARCHITECT	6,080.00	-6,080.00	0.00	0.00	0.00	0.00
<u>H 0001.0008-0-4010</u>	BAY CHIMNEY G.C.	82,600.00	-82,600.00	0.00	0.00	0.00	0.00
<u>H 0001.0008-0-4120</u>	BAY CHIMNEY ADVERTISING	0.00	0.00	0.00	0.00	0.00	0.00
<u>H 0001.0008-0-4200</u>	BAY CHIMNEY CONTINGENCY	26,846.00	-26,846.00	0.00	0.00	0.00	0.00
0001.0008	*	150,556.00	-114,528.90	36,027.10	36,027.10	0.00	0.00
<u>H 0001.0009-0-2010</u>	BAY ROOF-SUPT OF CONSTR.	0.00	34,400.00	34,400.00	34,400.00	0.00	0.00

PATCHOGUE-MEDFORD UFSD



Appropriation Status Detail Report By Function & Object From 7/1/1999 To 8/31/2024

Account	Description	Budget	Adjustments	Adj. Budget	Expensed	Encumbered	Available
H 0001.0009-0-2400	BAY ROOF ADMIN. COSTS	2,213.00	31.54	2,244.54	2,244.54	0.00	0.00
H 0001.0009-0-2450	BAY ROOF ARCHITECT	18,565.36	4,767.00	23,332.36	23,332.36	0.00	0.00
H 0001.0009-0-2460	BAY ROOF SURVEY/ENGINEERING	0.00	0.00	0.00	0.00	0.00	0.00
H 0001.0009-0-2930	BAY ROOF G/C	294,070.00	24,640.00	318,710.00	318,710.00	0.00	0.00
H 0001.0009-0-4000	BAY ROOF ARCHITECT	0.00	0.00	0.00	0.00	0.00	0.00
H 0001.0009-0-4120	BAY ROOF ADVERTISING	0.00	0.00	0.00	0.00	0.00	0.00
H 0001.0009-0-4130	BAY ROOF TESTING	0.00	0.00	0.00	0.00	0.00	0.00
0001.0009	*	314,848.36	63,838.54	378,686.90	378,686.90	0.00	0.00
H 0001.0010-0-2000	BAY BURNER/BLEACH/WIND FURN	0.00	0.00	0.00	0.00	0.00	0.00
H 0001.0010-0-2010	BURNER/BLEACH/WIND-SUPT OF CONSTR.	0.00	32,741.00	32,741.00	32,741.00	0.00	0.00
H 0001.0010-0-2400	BAY BURNER/BLEACH/WIND ADMIN COSTS	1,300.00	-1,117.72	182.28	182.28	0.00	0.00
H 0001.0010-0-2450	BAY BURNER/BLEACH/WIND ARCH	20,000.00	966.37	20,966.37	20,966.37	0.00	0.00
H 0001.0010-0-2460	BAY BURNER/BLEACH/WIND SURVEY	11,200.00	0.00	11,200.00	11,200.00	0.00	0.00
H 0001.0010-0-2930	BAY BURNER/BLEACH/WIND G.C.	131,809.84	-2,500.00	129,309.84	129,309.84	0.00	0.00
H 0001.0010-0-2931	BAY BLEACHER GEN. CONSTRUCTION	0.00	0.00	0.00	0.00	0.00	0.00
H 0001.0010-0-2950	BAY BURNER/BLEACH/WIND PLUMB	188,000.00	-15,665.00	172,335.00	172,335.00	0.00	0.00
H 0001.0010-0-2960	BAY BURNER/BLEACH/WIND ELECT	28,466.70	-2,700.05	25,766.65	25,766.65	0.00	0.00
0001.0010	*	380,776.54	11,724.60	392,501.14	392,501.14	0.00	0.00
H 0001.0012-0-2010	BAY MASONRY- SUPT OF CONSTRUCTION	0.00	23,427.00	23,427.00	23,427.00	0.00	0.00
H 0001.0012-0-2450	BAY MASONRY ARCHITECT	14,519.17	487.99	15,007.16	15,007.16	0.00	0.00
H 0001.0012-0-2930	BAY MASONRY G.C.	238,000.00	-3,734.95	234,265.05	234,265.05	0.00	0.00
0001.0012	*	252,519.17	20,180.04	272,699.21	272,699.21	0.00	0.00
H 0001.0013-0-2010	BAY ROOF II - CONSTRUCTION FEES	0.00	20,000.00	20,000.00	20,000.00	0.00	0.00
H 0001.0013-0-2450	BAY ROOF II ARCHITECT	16,876.84	131.25	17,008.09	17,008.09	0.00	0.00
H 0001.0013-0-2930	BAY ROOF II G/C	182,420.00	0.00	182,420.00	182,420.00	0.00	0.00
0001.0013	*	199,296.84	20,131.25	219,428.09	219,428.09	0.00	0.00
H 0001.0014-0-2010	BAY EXT DOOR- SUPT OF CONSTRUCTION	0.00	10,000.00	10,000.00	10,000.00	0.00	0.00
H 0001.0014-0-2450	BAY EXTERIOR DOORS - ARCHITECT	15,942.00	-9,908.44	6,033.56	6,033.56	0.00	0.00
H 0001.0014-0-2930	BAY EXTERIOR DOORS - GC	219,600.00	-119,600.00	100,000.00	100,000.00	0.00	0.00
H 0001.0014-0-2990	BAY EXTERIOR DOORS - SOFT COSTS	21,960.00	-21,960.00	0.00	0.00	0.00	0.00
0001.0014	*	257,502.00	-141,468.44	116,033.56	116,033.56	0.00	0.00
0001.00	**	8,774,023.64	-3,595,471.72	5,178,551.92	5,148,036.80	0.00	30,515.12
0001.0	***	8,774,023.64	-3,595,471.72	5,178,551.92	5,148,036.80	0.00	30,515.12

PATCHOGUE-MEDFORD UFSD

Appropriation Status Detail Report By Function & Object From 7/1/1999 To 8/31/2024



Account	Description	Budget	Adjustments	Adj. Budget	Expensed	Encumbered	Available
<u>H 0001.1009-0-2400</u>	BAY FAN ADMIN	50.00	-50.00	0.00	0.00	0.00	0.00
<u>H 0001.1009-0-2450</u>	BAY FAN ARCHITECT	1,698.54	-1,698.54	0.00	0.00	0.00	0.00
<u>H 0001.1009-0-2930</u>	BAY FAN G/C	30,700.00	-30,700.00	0.00	0.00	0.00	0.00
0001.1009	*	32,448.54	-32,448.54	0.00	0.00	0.00	0.00
0001.10	**	32,448.54	-32,448.54	0.00	0.00	0.00	0.00
0001.1	***	32,448.54	-32,448.54	0.00	0.00	0.00	0.00
0001	****	8,806,472.18	-3,627,920.26	5,178,551.92	5,148,036.80	0.00	30,515.12
<u>H 0002.0005-0-2000</u>	MEDFORD ADDITION - FURN & EQUIP	123,991.85	137,622.98	261,614.83	261,614.83	0.00	0.00
<u>H 0002.0005-0-2010</u>	MEDFORD ADDITION-CONST MGR	0.00	578,270.00	578,270.00	578,270.00	0.00	0.00
<u>H 0002.0005-0-2400</u>	MEDFORD ADDITION - ADMIN COSTS	1,425.85	-680.15	745.70	745.70	0.00	0.00
<u>H 0002.0005-0-2430</u>	MEDFORD ADDITION - INSURANCE	104,710.00	-92,368.00	12,342.00	12,342.00	0.00	0.00
<u>H 0002.0005-0-2450</u>	MEDFORD ADDITION - ARCHITECT	646,476.53	15,911.47	662,388.00	659,445.04	0.00	2,942.96
<u>H 0002.0005-0-2460</u>	MEDFORD ADDITION SURVEY/ENGINEER	36,454.83	16,682.34	53,137.17	53,137.17	0.00	0.00
<u>H 0002.0005-0-2930</u>	MEDFORD ADDITION - G.C.	6,695,511.82	328,776.36	7,024,288.18	7,024,288.18	0.00	0.00
<u>H 0002.0005-0-2940</u>	MEDFORD ADDITION - HV	1,223,548.49	21,184.03	1,244,732.52	1,244,732.52	0.00	0.00
<u>H 0002.0005-0-2950</u>	MEDFORD ADDITION - PLUMBING	250,683.45	132,633.10	383,316.55	383,316.55	0.00	0.00
<u>H 0002.0005-0-2960</u>	MEDFORD ADDITION - ELECTRIC	782,610.96	16,305.08	798,916.04	798,916.04	0.00	0.00
<u>H 0002.0005-0-2961</u>	MEDFORD ADDITION - TECHNOLOGY	60,100.00	1,700.00	61,800.00	61,800.00	0.00	0.00
<u>H 0002.0005-0-2970</u>	MEDFORD ADDITION - SITE DEVELOPMENT	47,823.75	24,826.50	72,650.25	72,650.25	0.00	0.00
<u>H 0002.0005-0-2990</u>	MEDFORD ADDITION - SOFT COSTS	432,224.87	-432,224.87	0.00	0.00	0.00	0.00
0002.0005	*	10,405,562.40	748,638.84	11,154,201.24	11,151,258.28	0.00	2,942.96
<u>H 0002.0006-0-2010</u>	MEDFORD ROOF- SUPT OF CONSTRUCTION	0.00	20,918.00	20,918.00	20,918.00	0.00	0.00
<u>H 0002.0006-0-2400</u>	MEDFORD ROOF - ADVERTISING	50.40	0.00	50.40	50.40	0.00	0.00
<u>H 0002.0006-0-2450</u>	MEDFORD ROOF - ARCHITECT	180.59	20,256.86	20,437.45	20,437.45	0.00	0.00
<u>H 0002.0006-0-2930</u>	MEDFORD ROOF - GC	209,130.00	0.00	209,130.00	209,130.00	0.00	0.00
<u>H 0002.0006-0-4000</u>	MEDFORD ROOF ARCHITECT	28,603.95	-28,603.95	0.00	0.00	0.00	0.00
<u>H 0002.0006-0-4010</u>	MEDFORD ROOF G.C.	14,720.00	-14,720.00	0.00	0.00	0.00	0.00
<u>H 0002.0006-0-4120</u>	MEDFORD ROOF ADVERTISING	0.00	0.00	0.00	0.00	0.00	0.00
0002.0006	*	252,684.94	-2,149.09	250,535.85	250,535.85	0.00	0.00
<u>H 0002.0007-0-2010</u>	MEDFORD FAC - CONSTRUCTION MGR	0.00	1,725.00	1,725.00	1,725.00	0.00	0.00
<u>H 0002.0007-0-2400</u>	MEDFORD FAN ADMINISTRATIVE COSTS	60.00	-2.40	57.60	57.60	0.00	0.00
<u>H 0002.0007-0-2450</u>	MEDFORD FAN ARCHITECT	2,000.00	-853.33	1,146.67	1,146.67	0.00	0.00
<u>H 0002.0007-0-2930</u>	MEDFORD FAN G/C	25,246.00	-25,246.00	0.00	0.00	0.00	0.00

PATCHOGUE-MEDFORD UFSD



Appropriation Status Detail Report By Function & Object From 7/1/1999 To 8/31/2024

Account	Description		Budget	Adjustments	Adj. Budget	Expensed	Encumbered	Available
<u>H 0002.0007-0-2940</u>	MEDFORD FAN HVAC		5,400.00	22,432.00	27,832.00	27,832.00	0.00	0.00
0002.0007		*	32,706.00	-1,944.73	30,761.27	30,761.27	0.00	0.00
<u>H 0002.0009-0-2450</u>	MEDFORD MASONRY ARCHITECT		7,171.85	-2,343.70	4,828.15	3,206.64	0.00	1,621.51
0002.0009		*	7,171.85	-2,343.70	4,828.15	3,206.64	0.00	1,621.51
<u>H 0002.0010-0-2000</u>	MEDFORD LIBRARY - EQUIPMENT		2,997.81	82,823.38	85,821.19	85,821.19	0.00	0.00
<u>H 0002.0010-0-2011</u>	CONSTRUCTION MANAGER COSTS		0.00	7,400.00	7,400.00	7,389.38	0.00	10.62
<u>H 0002.0010-0-2400</u>	MEDFORD LIBRARY - ADVERTISING		270.43	68.64	339.07	339.07	0.00	0.00
<u>H 0002.0010-0-2450</u>	MEDFORD LIBRARY - ARCHITECT		563.09	39,936.91	40,500.00	38,506.58	0.00	1,993.42
<u>H 0002.0010-0-2460</u>	MEDFORD LIBRARY - SURVEY COSTS		113.75	1,772.50	1,886.25	1,886.25	0.00	0.00
<u>H 0002.0010-0-2930</u>	MEDFORD LIBRARY GC		338.00	276,114.00	276,452.00	276,452.00	0.00	0.00
<u>H 0002.0010-0-2940</u>	MEDFORD LIBRARY - HVAC		22,002.00	56,005.40	78,007.40	78,007.40	0.00	0.00
<u>H 0002.0010-0-2950</u>	MEDFORD LIBRARY PLUMBING		2,250.00	20,630.00	22,880.00	22,880.00	0.00	0.00
<u>H 0002.0010-0-2960</u>	MEDFORD LIBRARY ELECTRICAL		3,000.00	92,612.00	95,612.00	95,612.00	0.00	0.00
0002.0010		*	31,535.08	577,362.83	608,897.91	606,893.87	0.00	2,004.04
0002.00		**	10,729,660.27	1,319,564.15	12,049,224.42	12,042,655.91	0.00	6,568.51
0002.0		***	10,729,660.27	1,319,564.15	12,049,224.42	12,042,655.91	0.00	6,568.51
0002		****	10,729,660.27	1,319,564.15	12,049,224.42	12,042,655.91	0.00	6,568.51
<u>H 0003.0005-0-2000</u>	RIVER ADDITION - FURN & EQUIP		296,362.31	28,775.38	325,137.69	325,137.69	0.00	0.00
<u>H 0003.0005-0-2009</u>	RIVER ADD/ALT CONST MGR		0.00	0.00	0.00	0.00	0.00	0.00
<u>H 0003.0005-0-2010</u>	RIVER ADDITION - CONST MANAGER		776.22	322,447.56	323,223.78	323,223.78	0.00	0.00
<u>H 0003.0005-0-2400</u>	RIVER ADD ADMINISTRATIVE COSTS		1,285.60	-489.78	795.82	795.82	0.00	0.00
<u>H 0003.0005-0-2430</u>	RIVER ADDITION - INSURANCE		61,859.00	-56,279.00	5,580.00	5,580.00	0.00	0.00
<u>H 0003.0005-0-2450</u>	RIVER ADDITIONS ARCHITECT		297,073.26	76,433.21	373,506.47	373,506.47	0.00	0.00
<u>H 0003.0005-0-2460</u>	RIVER ADDITION SURVEY/ENGINEER		27,310.00	56,950.00	84,260.00	84,260.00	0.00	0.00
<u>H 0003.0005-0-2930</u>	RIVER ADDITION - G.C.		3,621,674.49	1,730.71	3,623,405.20	3,614,043.16	0.00	9,362.04
<u>H 0003.0005-0-2940</u>	RIVER ADDITION - HV		1,554,334.55	-676,919.10	877,415.45	877,415.45	0.00	0.00
<u>H 0003.0005-0-2950</u>	RIVER ADDITION - PLUMBING		257,250.00	-105,227.56	152,022.44	152,022.44	0.00	0.00
<u>H 0003.0005-0-2960</u>	RIVER ADDITION - ELECTRIC		528,115.27	63,269.46	591,384.73	591,384.73	0.00	0.00
<u>H 0003.0005-0-2961</u>	RIVER ADDITION-ELECTRICAL TECH		44,868.65	3,062.70	47,931.35	47,931.35	0.00	0.00
<u>H 0003.0005-0-2970</u>	RIVER ADDITION - SITE DEVELOPMENT		42,866.25	103,985.50	146,851.75	146,851.75	0.00	0.00
<u>H 0003.0005-0-2990</u>	RIVER ADDITION - SOFT COSTS		0.00	0.00	0.00	0.00	0.00	0.00
0003.0005		*	6,733,775.60	-182,260.92	6,551,514.68	6,542,152.64	0.00	9,362.04
<u>H 0003.0006-0-2010</u>	RIVER AVENUE- ROOF (Christa Constr)		0.00	3,767.00	3,767.00	3,767.00	0.00	0.00

PATCHOGUE-MEDFORD UFSD

Appropriation Status Detail Report By Function & Object From 7/1/1999 To 8/31/2024



Account	Description	Budget	Adjustments	Adj. Budget	Expensed	Encumbered	Available
<u>H 0003.0006-0-2450</u>	RIVER ROOF ARCHITECT	3,140.00	446.40	3,586.40	3,586.40	0.00	0.00
<u>H 0003.0006-0-2460</u>	RIVER ROOF SURVEY/ENGINEERING	2,400.00	0.00	2,400.00	2,400.00	0.00	0.00
<u>H 0003.0006-0-2930</u>	RIVER ROOF G/C	37,670.00	0.00	37,670.00	37,670.00	0.00	0.00
0003.0006	*	43,210.00	4,213.40	47,423.40	47,423.40	0.00	0.00
<u>H 0003.0007-0-2009</u>	RIVER MASONRY-CONST MANAGER	0.00	18,045.00	18,045.00	18,045.00	0.00	0.00
<u>H 0003.0007-0-2400</u>	RIVER MASONRY-ADMINISTRATIVE COSTS	0.00	251.34	251.34	251.34	0.00	0.00
<u>H 0003.0007-0-2450</u>	RIVER MASONRY ARCHITECT	14,943.47	27,056.53	42,000.00	36,193.64	0.00	5,806.36
<u>H 0003.0007-0-2930</u>	RIVER MASONRY - GENERAL CONTRACT	0.00	401,000.00	401,000.00	401,000.00	0.00	0.00
0003.0007	*	14,943.47	446,352.87	461,296.34	455,489.98	0.00	5,806.36
0003.00	**	6,791,929.07	268,305.35	7,060,234.42	7,045,066.02	0.00	15,168.40
0003.0	***	6,791,929.07	268,305.35	7,060,234.42	7,045,066.02	0.00	15,168.40
0003	****	6,791,929.07	268,305.35	7,060,234.42	7,045,066.02	0.00	15,168.40
<u>H 0004.0006-0-2000</u>	SOUTH OCEAN RECONSTRUCTION FURNITURE	0.00	0.00	0.00	0.00	0.00	0.00
<u>H 0004.0006-0-2400</u>	SOUTH OCEAN - ADMINISTRATIVE	500.00	-500.00	0.00	0.00	0.00	0.00
<u>H 0004.0006-0-2460</u>	SOUTH OCEAN RECONSTRUCTION SURVEY	4,157.00	-3,608.50	548.50	0.00	0.00	548.50
<u>H 0004.0006-0-2930</u>	SOUTH OCEAN RECONSTRUCTION - GC	445,473.14	-446,021.64	-548.50	0.00	0.00	-548.50
<u>H 0004.0006-0-2970</u>	SOUTH OCEAN RECONSTRUCTION SITE DEVEL	79,099.44	-79,099.44	0.00	0.00	0.00	0.00
0004.0006	*	529,229.58	-529,229.58	0.00	0.00	0.00	0.00
<u>H 0004.0007-0-2010</u>	SOA ROOF- SUPT. OF CONSTRUCTION	0.00	38,817.16	38,817.16	38,817.16	0.00	0.00
<u>H 0004.0007-0-2400</u>	SOA ROOF ADVERTISING	50.40	0.00	50.40	50.40	0.00	0.00
<u>H 0004.0007-0-2450</u>	SOA ROOF ARCHITECT	23,290.00	2,634.99	25,924.99	25,924.99	0.00	0.00
<u>H 0004.0007-0-2930</u>	SOA ROOF G.C.	408,328.00	-20,156.40	388,171.60	388,171.60	0.00	0.00
<u>H 0004.0007-0-4000</u>	SOA ROOF ARCHITECT	39,580.00	-39,580.00	0.00	0.00	0.00	0.00
<u>H 0004.0007-0-4010</u>	SOA ROOF RECONSTRUCTION	0.00	0.00	0.00	0.00	0.00	0.00
<u>H 0004.0007-0-4120</u>	SOA ROOF ADVERTISING	0.00	0.00	0.00	0.00	0.00	0.00
0004.0007	*	471,248.40	-18,284.25	452,964.15	452,964.15	0.00	0.00
<u>H 0004.0008-0-2010</u>	SO OCEAN BOILER- SUPT OF CONSTR	0.00	59,750.00	59,750.00	59,750.00	0.00	0.00
<u>H 0004.0008-0-2400</u>	SOA BOILER/TANK ADMIN COSTS	2,000.00	-104.95	1,895.05	1,895.05	0.00	0.00
<u>H 0004.0008-0-2440</u>	SOA BOILER/TANK LEGAL EXPENSE	0.00	34,281.84	34,281.84	34,281.84	0.00	0.00
<u>H 0004.0008-0-2450</u>	SOA FUEL TANK/BOILER ARCHITECT	45,452.80	-5,238.06	40,214.74	40,214.74	0.00	0.00
<u>H 0004.0008-0-2460</u>	SOA TANK SURVEY/ENGINEERING	31,217.50	-780.00	30,437.50	30,437.50	0.00	0.00

PATCHOGUE-MEDFORD UFSD



Appropriation Status Detail Report By Function & Object From 7/1/1999 To 8/31/2024

Account	Description	Budget	Adjustments	Adj. Budget	Expensed	Encumbered	Available
<u>H 0004.0008-0-2930</u>	SOA BOILER/TANK G/C	1,750.00	400.00	2,150.00	2,150.00	0.00	0.00
<u>H 0004.0008-0-2931</u>	SOA BOILER/TANK CONSTRUCTION	0.00	0.00	0.00	0.00	0.00	0.00
<u>H 0004.0008-0-2940</u>	SOA BOILER/TANK HV	562,507.25	-7,031.40	555,475.85	555,475.85	0.00	0.00
<u>H 0004.0008-0-2960</u>	SO OCEAN BOILER ELECTRIC	48,100.00	0.00	48,100.00	48,100.00	0.00	0.00
<u>H 0004.0008-0-2970</u>	SOA BOILER SITE DEVELOPMENT	0.00	0.00	0.00	0.00	0.00	0.00
<u>H 0004.0008-0-4000</u>	SOA BOILER ARCHITECT	0.00	0.00	0.00	0.00	0.00	0.00
<u>H 0004.0008-0-4120</u>	SOA BOILER ADVERTISEMENT	0.00	0.00	0.00	0.00	0.00	0.00
<u>H 0004.0008-0-4130</u>	SOA TANK/BOILER REPL TESTING	0.00	0.00	0.00	0.00	0.00	0.00
0004.0008	*	691,027.55	81,277.43	772,304.98	772,304.98	0.00	0.00
<u>H 0004.0009-0-2010</u>	SOA EXHAUST - CONSTRUCTION MGR	0.00	3,450.00	3,450.00	3,450.00	0.00	0.00
<u>H 0004.0009-0-2400</u>	SOA EXHAUST FAN ADMIN COSTS	60.00	-2.40	57.60	57.60	0.00	0.00
<u>H 0004.0009-0-2450</u>	SOA EXHAUST FAN ARCHITECT	3,600.00	-1,357.89	2,242.11	2,242.11	0.00	0.00
<u>H 0004.0009-0-2930</u>	SOA EXHAUST FAN G.C.	0.00	0.00	0.00	0.00	0.00	0.00
<u>H 0004.0009-0-2940</u>	SOA EXHAUST FAN HV	62,356.00	-6,527.25	55,828.75	55,828.75	0.00	0.00
0004.0009	*	66,016.00	-4,437.54	61,578.46	61,578.46	0.00	0.00
<u>H 0004.0010-0-2000</u>	SO OCEAN INTERIOR REN-EQUIPMENT	0.00	353,595.75	353,595.75	353,595.75	0.00	0.00
<u>H 0004.0010-0-2011</u>	CONSTRUCTION MANAGER COSTS	0.00	30,800.00	30,800.00	30,711.66	0.00	88.34
<u>H 0004.0010-0-2400</u>	SO OCEAN INTERIOR REN- ADMIN EXP	0.00	3,298.33	3,298.33	3,298.33	0.00	0.00
<u>H 0004.0010-0-2450</u>	SO OCEAN INTERIOR REN- ARCHITECT	348.86	153,851.14	154,200.00	154,177.84	0.00	22.16
<u>H 0004.0010-0-2930</u>	SO OCEAN INTERIOR REN- G.C.	1,460,212.60	21,428.45	1,481,641.05	1,481,641.05	0.00	0.00
<u>H 0004.0010-0-2940</u>	SO OCEAN INTERIOR - HVAC	0.00	251,750.00	251,750.00	251,750.00	0.00	0.00
<u>H 0004.0010-0-2950</u>	SO OCEAN INTERIOR REN-PLUMBING	0.00	83,070.76	83,070.76	83,070.76	0.00	0.00
<u>H 0004.0010-0-2960</u>	SOUTH OCEAN INTER RENOV ELECTRIC	243,696.16	44,661.82	288,357.98	288,357.98	0.00	0.00
0004.0010	*	1,704,257.62	942,456.25	2,646,713.87	2,646,603.37	0.00	110.50
<u>H 0004.0012-0-2000</u>	SOA BLEACHER INSTALLATION	0.00	0.00	0.00	0.00	0.00	0.00
<u>H 0004.0012-0-2010</u>	SOAMASON/WINDOW/BLEACH CONSTRUCTION	14,000.00	0.00	14,000.00	14,000.00	0.00	0.00
<u>H 0004.0012-0-2450</u>	SOAMASON/WINDOW/BLEACHER ARCHITECT	55,935.80	-30,078.54	25,857.26	25,857.26	0.00	0.00
<u>H 0004.0012-0-2460</u>	SOA MASON/WINDOW/BLEACH ENGINEER	1,443.00	28,716.00	30,159.00	30,159.00	0.00	0.00
<u>H 0004.0012-0-2930</u>	SOA MASON/WINDOW/BLEACH G/C	550,112.96	-34,739.00	515,373.96	515,373.96	0.00	0.00
<u>H 0004.0012-0-2931</u>	SOAMASON/WINDOW/BLEACH CONSTRUCTION	990.00	0.00	990.00	990.00	0.00	0.00
0004.0012	*	622,481.76	-36,101.54	586,380.22	586,380.22	0.00	0.00

PATCHOGUE-MEDFORD UFSD



Appropriation Status Detail Report By Function & Object From 7/1/1999 To 8/31/2024

Account	Description	Budget	Adjustments	Adj. Budget	Expensed	Encumbered	Available
H 0004.0013-0-2000	SOUTH OCEAN ELEVATOR FURNITURE	275,305.54	-149,911.08	125,394.46	125,394.46	0.00	0.00
H 0004.0013-0-2011	CONSTRUCTION MANAGER COSTS	0.00	44,500.00	44,500.00	44,437.25	0.00	62.75
H 0004.0013-0-2400	SOUTH OCEAN ELEVATOR - ADVERTISING	365.64	968.95	1,334.59	1,334.59	0.00	0.00
H 0004.0013-0-2430	SO OCEAN ELEVATOR & SITE- INSURANCE	340.00	2,320.00	2,660.00	2,660.00	0.00	0.00
H 0004.0013-0-2450	SOUTH OCEAN ELEVATOR ARCHITECT	80,349.34	125,669.22	206,018.56	202,121.08	0.00	3,897.48
H 0004.0013-0-2460	SOUTH OCEAN ELEVATOR ENGINEER	1,847.70	107,683.10	109,530.80	109,530.80	0.00	0.00
H 0004.0013-0-2930	SOUTH OCEAN ELEVATOR GC	1,948,769.13	464,192.92	2,412,962.05	2,405,185.35	0.00	7,776.70
H 0004.0013-0-2940	SOUTH OCEAN ELEVATOR HV	142,750.00	1,650.00	144,400.00	132,762.50	0.00	11,637.50
H 0004.0013-0-2950	SOUTH OCEAN ELEVATOR PLUMBING	62,522.76	-7,373.47	55,149.29	55,149.29	0.00	0.00
H 0004.0013-0-2960	SOUTH OCEAN ELEVATOR ELECTRIC	303,237.00	0.00	303,237.00	290,632.72	0.00	12,604.28
H 0004.0013-0-2970	SOUTH OCEAN ELEVATOR SITE DEVELOPMENT	214,012.20	-82,054.84	131,957.36	131,957.36	0.00	0.00
H 0004.0013-0-2990	SOUTH OCEAN ELEVATOR SOFT COSTS	83,550.00	-83,550.00	0.00	0.00	0.00	0.00
0004.0013	*	3,113,049.31	424,094.80	3,537,144.11	3,501,165.40	0.00	35,978.71
H 0004.0014-0-2000	SOUTH OCEAN PLASTER/CEILING EQUIPMENT	3,490.00	-3,490.00	0.00	0.00	0.00	0.00
H 0004.0014-0-2009	S. OCEAN PLASTER/CEILING-CONST MGR	0.00	7,628.00	7,628.00	7,628.00	0.00	0.00
H 0004.0014-0-2400	SOUTH OCEAN PLASTER/CEILING-ADMIN COST	623.74	19,752.52	20,376.26	470.82	0.00	19,905.44
H 0004.0014-0-2450	SOUTH OCEAN PLASTER/CEILING-ARCHITECT	0.00	26,731.00	26,731.00	26,061.19	0.00	669.81
H 0004.0014-0-2460	SOUTH OCEAN PLASTER/CEILING SURVEY/ENG	1,907.50	185.00	2,092.50	2,092.50	0.00	0.00
H 0004.0014-0-2930	SOUTH OCEAN INTERIOR PHASE II GC	283,200.32	20,499.36	303,699.68	303,699.68	0.00	0.00
H 0004.0014-0-2940	SOUTH OCEAN INTERIOR RENOVATIONS HVAC	0.00	0.00	0.00	0.00	0.00	0.00
H 0004.0014-0-2960	S OCEAN PHASE III ELECTRIC	80,170.00	-2,470.00	77,700.00	77,700.00	0.00	0.00
0004.0014	*	369,391.56	68,835.88	438,227.44	417,652.19	0.00	20,575.25
0004.00	**	7,566,701.78	928,611.45	8,495,313.23	8,438,648.77	0.00	56,664.46
0004.0	***	7,566,701.78	928,611.45	8,495,313.23	8,438,648.77	0.00	56,664.46
0004	****	7,566,701.78	928,611.45	8,495,313.23	8,438,648.77	0.00	56,664.46
H 0005.0007-0-2000	SAXTON AUDITORIUM FURN/EQUIP	87,948.00	0.00	87,948.00	87,948.00	0.00	0.00
H 0005.0007-0-2010	SAXTON AUDITORIUM - CONSTRUCTION FEES	0.00	55,000.00	55,000.00	55,000.00	0.00	0.00
H 0005.0007-0-2400	SAXTON AUDITORIUM - ADMINISTRATIVE COSTS	8,145.00	-32.32	8,112.68	8,112.68	0.00	0.00

PATCHOGUE-MEDFORD UFSD

Appropriation Status Detail Report By Function & Object From 7/1/1999 To 8/31/2024



Account	Description	Budget	Adjustments	Adj. Budget	Expensed	Encumbered	Available
H 0005.0007-0-2450	SAXTON AUDITORIUM ARCHITECT	17,500.00	-163.99	17,336.01	17,336.01	0.00	0.00
H 0005.0007-0-2460	SAXTON AUDITORIUM SURV/ENG	0.00	0.00	0.00	0.00	0.00	0.00
H 0005.0007-0-2920	SAXTON AUDITORIUM BLDG./PURCHASE	0.00	0.00	0.00	0.00	0.00	0.00
H 0005.0007-0-2930	SAXTON AUDITORIUM G/C	83,248.16	-2,274.77	80,973.39	80,973.39	0.00	0.00
H 0005.0007-0-2960	SAXTON AUDITORIUM ELECTRIC	187,700.30	-13,843.17	173,857.13	173,857.13	0.00	0.00
H 0005.0007-0-4000	SAXTON AUDITORIUM ARCHITECT	0.00	0.00	0.00	0.00	0.00	0.00
H 0005.0007-0-4010	SAXTON AUDITORIUM G.C.	0.00	0.00	0.00	0.00	0.00	0.00
H 0005.0007-0-4050	SAXTON AUDITORIUM ELECTRIC	0.00	0.00	0.00	0.00	0.00	0.00
H 0005.0007-0-4120	SAXTON AUITORIUM ADVERTISING	0.00	0.00	0.00	0.00	0.00	0.00
H 0005.0007-0-4130	SAXTON AUDITORIUM TESTING	0.00	0.00	0.00	0.00	0.00	0.00
H 0005.0007-0-4200	SAXTON AUDITORIUM CONTINGENCY	0.00	0.00	0.00	0.00	0.00	0.00
0005.0007	*	384,541.46	38,685.75	423,227.21	423,227.21	0.00	0.00
H 0005.0008-0-2400	SAXTON ROOF - ADMINISTRATIVE COSTS	3,472.00	-9.60	3,462.40	3,462.40	0.00	0.00
H 0005.0008-0-2450	SAXTON ROOF - ARCHITECT	32,504.00	-31,714.14	789.86	789.86	0.00	0.00
H 0005.0008-0-2930	SAXTON ROOF - G.C.	903,929.17	0.00	903,929.17	903,929.17	0.00	0.00
H 0005.0008-0-4000	SAXTON ROOF ARCHITECT	88,114.00	-30,839.57	57,274.43	57,274.43	0.00	0.00
H 0005.0008-0-4010	SAXTON ROOF RECONSTRUCTION	805,690.00	-805,690.00	0.00	0.00	0.00	0.00
H 0005.0008-0-4120	SAXTON ROOF ADVERTISING	0.00	0.00	0.00	0.00	0.00	0.00
H 0005.0008-0-4130	SAXTON ROOF TESTING	0.00	0.00	0.00	0.00	0.00	0.00
0005.0008	*	1,833,709.17	-868,253.31	965,455.86	965,455.86	0.00	0.00
H 0005.0009-0-2000	SAXTON RECONSTRUCTION FURNITURE	0.00	200,700.65	200,700.65	200,700.65	0.00	0.00
H 0005.0009-0-2011	CONSTRUCTION MANAGER COSTS	0.00	31,100.00	31,100.00	31,040.99	0.00	59.01
H 0005.0009-0-2400	SAXTON RECONSTRUCTION- ADMIN EXP	0.00	1,645.57	1,645.57	1,645.57	0.00	0.00
H 0005.0009-0-2450	SAXTON RECONSTRUCTION ARCHITECT	106,880.00	57,255.45	164,135.45	162,154.70	0.00	1,980.75
H 0005.0009-0-2460	SAXTON RECONSTRUCTION SURVEY/ENGINEERS	0.00	39,337.00	39,337.00	39,337.00	0.00	0.00
H 0005.0009-0-2930	SAXTON RECONSTRUCTION GC	1,236,439.00	75,477.06	1,311,916.06	1,296,935.47	0.00	14,980.59
H 0005.0009-0-2940	SAXTON RECONSTRUCTION HV	127,902.00	-72,991.20	54,910.80	52,000.00	0.00	2,910.80
H 0005.0009-0-2950	SAXTON RECONSTRUCTION PLUMBING	39,817.00	25,000.00	64,817.00	64,801.56	0.00	15.44
H 0005.0009-0-2960	SAXTON RECONSTRUCTION ELECTRIC	153,284.00	57,200.00	210,484.00	210,445.28	0.00	38.72
H 0005.0009-0-2970	SAXTON RECONSTRUCTION SITE	664,190.20	-176,680.40	487,509.80	487,509.80	0.00	0.00
0005.0009	*	2,328,512.20	238,044.13	2,566,556.33	2,546,571.02	0.00	19,985.31
H 0005.0010-0-2400	SAXTON BOILER/TANK ADMIN. COSTS	1,683.64	0.00	1,683.64	1,683.64	0.00	0.00
H 0005.0010-0-2440	SAXTON BOILER LEGAL EXP	0.00	34,281.83	34,281.83	34,281.83	0.00	0.00

PATCHOGUE-MEDFORD UFSD

Appropriation Status Detail Report By Function & Object From 7/1/1999 To 8/31/2024



Account	Description	Budget	Adjustments	Adj. Budget	Expensed	Encumbered	Available
<u>H 0005.0010-0-2450</u>	SAXTON TANK/BOILER ARCHITECT	45,318.50	-4,168.97	41,149.53	41,149.53	0.00	0.00
<u>H 0005.0010-0-2460</u>	SAXTON TANK SURVEY/ENGINEERING	30,383.75	-780.00	29,603.75	29,603.75	0.00	0.00
<u>H 0005.0010-0-2930</u>	SAXTON BOILER/TANK G/C	9,207.51	0.00	9,207.51	9,207.51	0.00	0.00
<u>H 0005.0010-0-2931</u>	SAXTON TANK RECONSTRUCTION	1,000.00	0.00	1,000.00	1,000.00	0.00	0.00
<u>H 0005.0010-0-2940</u>	SAXTON BOILER/TANK HV	633,406.75	-13,684.09	619,722.66	619,722.66	0.00	0.00
<u>H 0005.0010-0-2960</u>	SAXTON BOILER ELECTRIC	47,713.50	-5,213.50	42,500.00	42,500.00	0.00	0.00
<u>H 0005.0010-0-2970</u>	SAXTON BOILER SITE DEVELOPMENT	0.00	0.00	0.00	0.00	0.00	0.00
<u>H 0005.0010-0-4000</u>	SAXTON BOILER ARCHITECT	0.00	0.00	0.00	0.00	0.00	0.00
<u>H 0005.0010-0-4120</u>	SAXTON BOILER ADVERTISEMENT	0.00	0.00	0.00	0.00	0.00	0.00
<u>H 0005.0010-0-4130</u>	SAXTON TANK REPL TESTING	0.00	0.00	0.00	0.00	0.00	0.00
0005.0010	*	768,713.65	10,435.27	779,148.92	779,148.92	0.00	0.00
<u>H 0005.0011-0-2010</u>	SAXTON EXHAUST - CONSTRUCTION MGR	0.00	3,450.00	3,450.00	3,450.00	0.00	0.00
<u>H 0005.0011-0-2400</u>	SAXTON EXHAUST FAN ADMIN COSTS	60.00	-2.40	57.60	57.60	0.00	0.00
<u>H 0005.0011-0-2450</u>	SAXTON EXHAUST FAN ARCHITECT	4,000.00	846.90	4,846.90	4,846.90	0.00	0.00
<u>H 0005.0011-0-2930</u>	SAXTON EXHAUST FAN G.C.	0.00	0.00	0.00	0.00	0.00	0.00
<u>H 0005.0011-0-2940</u>	SAXTON EXHAUST FAN HV	65,040.00	-5,327.76	59,712.24	59,712.24	0.00	0.00
0005.0011	*	69,100.00	-1,033.26	68,066.74	68,066.74	0.00	0.00
<u>H 0005.0012-0-2009</u>	SAXTON TANK-CONST MANAGER	0.00	7,541.00	7,541.00	7,541.00	0.00	0.00
<u>H 0005.0012-0-2400</u>	SAXTON FUEL TANK-ADMINISTRATIVE COSTS	0.00	226.56	226.56	226.56	0.00	0.00
<u>H 0005.0012-0-2450</u>	SAXTON TRANSP. TANK ARCHITECT	4,950.00	5,257.65	10,207.65	10,207.65	0.00	0.00
<u>H 0005.0012-0-2930</u>	SAXTON TRANSP. TANK REPL. G/C	0.00	150,820.00	150,820.00	150,820.00	0.00	0.00
<u>H 0005.0012-0-2950</u>	SAXTON TRANSP TANK REPL/PLUMBING	82,500.00	-75,470.00	7,030.00	7,030.00	0.00	0.00
0005.0012	*	87,450.00	88,375.21	175,825.21	175,825.21	0.00	0.00
<u>H 0005.0013-0-2000</u>	SAXTON BLEACH/LOCK/MASONRY FURN	0.00	0.00	0.00	0.00	0.00	0.00
<u>H 0005.0013-0-2010</u>	SAXTON BLEACH/LOCK/MASON - CONSTRUCTIO	45,156.00	0.00	45,156.00	45,156.00	0.00	0.00
<u>H 0005.0013-0-2450</u>	SAXON BLEACH/LOCK/MASON ARCH	30,000.00	-10,981.52	19,018.48	19,018.48	0.00	0.00
<u>H 0005.0013-0-2460</u>	SAXTON BLEACH/LOCK/MASON ENGIN	2,025.00	0.00	2,025.00	2,025.00	0.00	0.00
<u>H 0005.0013-0-2930</u>	SAXTON BLEACH/LOCK/MASON G.C.	447,223.00	-1,362.95	445,860.05	445,860.05	0.00	0.00
<u>H 0005.0013-0-2960</u>	SAXTON BLEACH/LOCK/MASON ELECTRIC	3,743.00	0.00	3,743.00	3,743.00	0.00	0.00
0005.0013	*	528,147.00	-12,344.47	515,802.53	515,802.53	0.00	0.00
<u>H 0005.0014-0-2010</u>	SAXTON EXT DOORS & GREENHOUSE CONST MG	0.00	8,670.00	8,670.00	8,670.00	0.00	0.00

PATCHOGUE-MEDFORD UFSD

Appropriation Status Detail Report By Function & Object From 7/1/1999 To 8/31/2024



Account	Description	Budget	Adjustments	Adj. Budget	Expensed	Encumbered	Available
<u>H 0005.0014-0-2450</u>	SAXTON EXT DOORS & GREENHOUSE ARCH	15,942.00	-5,648.94	10,293.06	10,187.21	0.00	105.85
<u>H 0005.0014-0-2930</u>	SAXTON EXT DOORS & GREENHOUSE GC	219,600.00	-75,095.71	144,504.29	144,504.29	0.00	0.00
<u>H 0005.0014-0-2990</u>	SAXTON EXT DOORS & GREENHOUSE SOFT COSTS	21,960.00	-21,960.00	0.00	0.00	0.00	0.00
0005.0014	*	257,502.00	-94,034.65	163,467.35	163,361.50	0.00	105.85
<u>H 0005.0015-0-2000</u>	SAXTON INTERIOR RENOVATIONS FURNITURE	278,875.00	-177,750.00	101,125.00	101,125.00	0.00	0.00
<u>H 0005.0015-0-2011</u>	CONSTRUCTION MANAGER COSTS	0.00	31,200.00	31,200.00	31,168.46	0.00	31.54
<u>H 0005.0015-0-2400</u>	SAXTON INTERIOR REN- ADMIN EXP	0.00	1,685.41	1,685.41	1,685.41	0.00	0.00
<u>H 0005.0015-0-2450</u>	SAXTON INTERIOR RENOVATIONS ARCH	194,713.06	-39,787.64	154,925.42	153,456.53	0.00	1,468.89
<u>H 0005.0015-0-2460</u>	SAXTON INTERIOR REN- SURVEY & ENGINEER	0.00	7,700.71	7,700.71	7,700.71	0.00	0.00
<u>H 0005.0015-0-2930</u>	SAXTON INT RENOVATIONS GC	703,012.11	-23,206.54	679,805.57	679,805.57	0.00	0.00
<u>H 0005.0015-0-2940</u>	SAXTON INTERIOR RENOVATIONS HVAC	1,286,304.00	-334,481.57	951,822.43	941,292.43	0.00	10,530.00
<u>H 0005.0015-0-2950</u>	SAXTON INTERIOR RENOVATIONS PLUMBING	130,168.00	-93,928.07	36,239.93	36,239.93	0.00	0.00
<u>H 0005.0015-0-2960</u>	SAXTON INTERIOR RENOVATIONS ELECTRIC	581,939.41	37,428.59	619,368.00	606,796.59	0.00	12,571.41
0005.0015	*	3,175,011.58	-591,139.11	2,583,872.47	2,559,270.63	0.00	24,601.84
0005.00	**	9,432,687.06	-1,191,264.44	8,241,422.62	8,196,729.62	0.00	44,693.00
0005.0	***	9,432,687.06	-1,191,264.44	8,241,422.62	8,196,729.62	0.00	44,693.00
0005	****	9,432,687.06	-1,191,264.44	8,241,422.62	8,196,729.62	0.00	44,693.00
<u>H 0008.0005-0-2000</u>	BARTON ADDITION - FURN & EQUIP	100,042.36	283,915.28	383,957.64	383,957.64	0.00	0.00
<u>H 0008.0005-0-2009</u>	BARTON ADD/ALT CONST MGR	0.00	287,752.00	287,752.00	287,752.00	0.00	0.00
<u>H 0008.0005-0-2011</u>	CONSTRUCTION MANAGER COSTS	0.00	119,696.12	119,696.12	119,692.32	0.00	3.80
<u>H 0008.0005-0-2400</u>	BARTON ADDITION - ADMINISTRATION COSTS	1,776.97	-1,016.34	760.63	760.63	0.00	0.00
<u>H 0008.0005-0-2430</u>	BARTON ADDITION - INSURANCE	105,475.00	-97,375.00	8,100.00	8,100.00	0.00	0.00
<u>H 0008.0005-0-2450</u>	BARTON ADDITION ARCHITECT	603,003.28	-30,224.68	572,778.60	572,777.69	0.00	0.91
<u>H 0008.0005-0-2460</u>	BARTON ADDITION SURVEY/ENGINEER	21,005.00	14,653.00	35,658.00	35,658.00	0.00	0.00
<u>H 0008.0005-0-2930</u>	BARTON ADDITION G.C.	3,887,988.00	1,667,934.69	5,555,922.69	5,555,922.69	0.00	0.00
<u>H 0008.0005-0-2940</u>	BARTON ADDITION - HV	1,747,852.00	-520,228.03	1,227,623.97	1,227,623.97	0.00	0.00
<u>H 0008.0005-0-2950</u>	BARTON ADDITION - PLUMBING	534,989.00	-256,945.32	278,043.68	278,043.68	0.00	0.00
<u>H 0008.0005-0-2960</u>	BARTON ADDITION - ELECTRIC	763,565.00	323,853.84	1,087,418.84	1,087,418.84	0.00	0.00
<u>H 0008.0005-0-2961</u>	Barton Addition - Electrical Tech	0.00	59,544.10	59,544.10	59,544.10	0.00	0.00

PATCHOGUE-MEDFORD UFSD

Appropriation Status Detail Report By Function & Object From 7/1/1999 To 8/31/2024



Account	Description	Budget	Adjustments	Adj. Budget	Expensed	Encumbered	Available
<u>H 0008.0005-0-2970</u>	BARTON ADDITION - SITE DEVELOPMENT	559,123.21	-346,246.42	212,876.79	212,876.79	0.00	0.00
<u>H 0008.0005-0-2990</u>	BARTON ADDITION - SOFT COSTS	753,078.80	-753,078.80	0.00	0.00	0.00	0.00
0008.0005	*	9,077,898.62	752,234.44	9,830,133.06	9,830,128.35	0.00	4.71
<u>H 0008.0006-0-2400</u>	BARTON ROOF ADMIN. COSTS	660.00	-12.44	647.56	647.56	0.00	0.00
<u>H 0008.0006-0-2450</u>	BARTON ROOF ARCHITECT	21,053.08	5,762.70	26,815.78	26,815.78	0.00	0.00
<u>H 0008.0006-0-2930</u>	BARTON ROOF G/C	508,332.00	-178,482.00	329,850.00	329,850.00	0.00	0.00
<u>H 0008.0006-0-2961</u>	BARTON ROOF-ELECTRICAL TECH	65,263.63	-34,515.63	30,748.00	30,748.00	0.00	0.00
<u>H 0008.0006-0-4000</u>	BARTON ROOF ARCHITECT	0.00	0.00	0.00	0.00	0.00	0.00
<u>H 0008.0006-0-4120</u>	BARTON ROOF ADVERTISING	0.00	0.00	0.00	0.00	0.00	0.00
<u>H 0008.0006-0-4130</u>	BARTON ROOF TESTING	0.00	0.00	0.00	0.00	0.00	0.00
0008.0006	*	595,308.71	-207,247.37	388,061.34	388,061.34	0.00	0.00
<u>H 0008.0007-0-2010</u>	BARTON FUEL TANK - CONSTRUCTION FEES	0.00	10,000.00	10,000.00	10,000.00	0.00	0.00
<u>H 0008.0007-0-2450</u>	BARTON FUEL TANK - ARCHITECT	5,477.26	-322.61	5,154.65	5,154.65	0.00	0.00
<u>H 0008.0007-0-2930</u>	BARTON FUEL TANK G.C.	74,500.00	-10,925.00	63,575.00	63,575.00	0.00	0.00
<u>H 0008.0007-0-2950</u>	BARTON FUEL TANK - PLUMBING	10,925.00	0.00	10,925.00	10,925.00	0.00	0.00
<u>H 0008.0007-0-2990</u>	BARTON FUEL TANK - SOFT COSTS	7,997.00	-7,997.00	0.00	0.00	0.00	0.00
0008.0007	*	98,899.26	-9,244.61	89,654.65	89,654.65	0.00	0.00
<u>H 0008.0009-0-2450</u>	BARTON MASON/BLEACHER/WINDOW ARCHITECT	8,673.92	-747.92	7,926.00	4,978.03	0.00	2,947.97
0008.0009	*	8,673.92	-747.92	7,926.00	4,978.03	0.00	2,947.97
0008.00	**	9,780,780.51	534,994.54	10,315,775.05	10,312,822.37	0.00	2,952.68
0008.0	***	9,780,780.51	534,994.54	10,315,775.05	10,312,822.37	0.00	2,952.68
<u>H 0008.1006-0-2400</u>	BARTON FAN ADMIN	50.00	-3.92	46.08	46.08	0.00	0.00
<u>H 0008.1006-0-2450</u>	BARTON FAN ARCHITECT	1,694.04	-50.83	1,643.21	1,643.21	0.00	0.00
<u>H 0008.1006-0-2930</u>	BARTON FAN G/C	30,700.00	-6,060.00	24,640.00	24,640.00	0.00	0.00
0008.1006	*	32,444.04	-6,114.75	26,329.29	26,329.29	0.00	0.00
<u>H 0008.1007-0-2930</u>	BARTON CHIMNEY - G.C.	39,700.00	0.00	39,700.00	39,700.00	0.00	0.00
0008.1007	*	39,700.00	0.00	39,700.00	39,700.00	0.00	0.00
0008.10	**	72,144.04	-6,114.75	66,029.29	66,029.29	0.00	0.00
0008.1	***	72,144.04	-6,114.75	66,029.29	66,029.29	0.00	0.00
0008	****	9,852,924.55	528,879.79	10,381,804.34	10,378,851.66	0.00	2,952.68
<u>H 0009.0005-0-2000</u>	OREGON ADD - FURNITURE AND FIXTURES	100,035.10	700,000.00	800,035.10	791,743.29	0.00	8,291.81
<u>H 0009.0005-0-2011</u>	CONSTRUCTION MANAGER COSTS	0.00	135,200.00	135,200.00	135,168.35	0.00	31.65

PATCHOGUE-MEDFORD UFSD



Appropriation Status Detail Report By Function & Object From 7/1/1999 To 8/31/2024

Account	Description	Budget	Adjustments	Adj. Budget	Expensed	Encumbered	Available
<u>H 0009.0005-0-2400</u>	OREGON ADD/ALT- ADMIN EXP	0.00	4,403.17	4,403.17	4,403.17	0.00	0.00
<u>H 0009.0005-0-2450</u>	OREGON ADD ARCHITECT	582,826.00	133,000.00	715,826.00	714,759.98	0.00	1,066.02
<u>H 0009.0005-0-2460</u>	OREGON ADD SURVEY/ENGINEER	16,935.00	30,029.53	46,964.53	46,964.53	0.00	0.00
<u>H 0009.0005-0-2930</u>	OREGON ADD G.C.	5,058,416.00	1,680,000.00	6,738,416.00	6,734,771.96	0.00	3,644.04
<u>H 0009.0005-0-2940</u>	OREGON ADD HV	1,501,995.51	-728,533.02	773,462.49	773,462.49	0.00	0.00
<u>H 0009.0005-0-2950</u>	OREGON ADD PLUMBING	854,690.51	-387,177.02	467,513.49	467,513.49	0.00	0.00
<u>H 0009.0005-0-2960</u>	OREGON ADD ELECTRIC	1,102,102.00	205,874.69	1,307,976.69	1,307,976.69	0.00	0.00
<u>H 0009.0005-0-2970</u>	OREGON ADD SITE DEVELOPMENT	160,449.69	-59,399.38	101,050.31	101,050.31	0.00	0.00
<u>H 0009.0005-0-2980</u>	OREGON ADD SERV SYSTEMS	0.00	553.35	553.35	553.35	0.00	0.00
<u>H 0009.0005-0-2990</u>	OREGON ADD SOFT COSTS	882,500.80	-864,646.80	17,854.00	17,854.00	0.00	0.00
0009.0005	*	10,259,950.61	849,304.52	11,109,255.13	11,096,221.61	0.00	13,033.52
<u>H 0009.0006-0-4000</u>	OREGON ROOF ARCHITECT	43,656.00	-15,099.02	28,556.98	28,556.98	0.00	0.00
<u>H 0009.0006-0-4010</u>	OREGON ROOF RECONSTRUCTION	398,475.00	-34,560.00	363,915.00	363,915.00	0.00	0.00
<u>H 0009.0006-0-4120</u>	OREGON ROOF ADVERTISING	50.40	0.00	50.40	50.40	0.00	0.00
0009.0006	*	442,181.40	-49,659.02	392,522.38	392,522.38	0.00	0.00
<u>H 0009.0007-0-2010</u>	OREGON FAN CONST MGR	0.00	3,450.00	3,450.00	3,450.00	0.00	0.00
<u>H 0009.0007-0-2400</u>	OREGON FAN ADMINISTRATIVE COSTS	60.00	-2.40	57.60	57.60	0.00	0.00
<u>H 0009.0007-0-2450</u>	OREGON FAN ARCHITECT	4,500.00	-1,753.35	2,746.65	2,746.65	0.00	0.00
<u>H 0009.0007-0-2930</u>	OREGON FAN G/C	63,958.00	-63,958.00	0.00	0.00	0.00	0.00
<u>H 0009.0007-0-2940</u>	OREGON FAN HVAC	9,500.00	53,267.01	62,767.01	62,767.01	0.00	0.00
0009.0007	*	78,018.00	-8,996.74	69,021.26	69,021.26	0.00	0.00
<u>H 0009.0008-0-2000</u>	OREGON BOIL/LOCK/GYM FURN/EQUIP	0.00	0.00	0.00	0.00	0.00	0.00
<u>H 0009.0008-0-2010</u>	SUPT. OF CONSTRUCTION	0.00	67,498.00	67,498.00	67,498.00	0.00	0.00
<u>H 0009.0008-0-2400</u>	OREGON BOIL/LOCK/BLEACH/WIND ADMIN COSTS	1,300.00	-1,117.72	182.28	182.28	0.00	0.00
<u>H 0009.0008-0-2450</u>	OREGON BOIL/LOCK/GYM ARCH	45,590.00	-11,281.84	34,308.16	34,308.16	0.00	0.00
<u>H 0009.0008-0-2460</u>	OREGON BOIL/LOCK/GYM SURVEY	4,894.00	0.00	4,894.00	4,894.00	0.00	0.00
<u>H 0009.0008-0-2930</u>	OREGON BOIL/LOCK/GYM G.C.	138,802.69	8,846.34	147,649.03	147,649.03	0.00	0.00
<u>H 0009.0008-0-2931</u>	OREGON BOIL/LOCK/GYM CONSTRUCTION	0.00	0.00	0.00	0.00	0.00	0.00
<u>H 0009.0008-0-2950</u>	OREGON BOIL/LOCK/GYM PLUMBING	455,000.00	2,010.00	457,010.00	457,010.00	0.00	0.00
<u>H 0009.0008-0-2960</u>	OREGON BOIL/LOCK/GYM ELECTRIC	52,942.00	-9,470.04	43,471.96	43,471.96	0.00	0.00
0009.0008	*	698,528.69	56,484.74	755,013.43	755,013.43	0.00	0.00
<u>H 0009.0010-0-2010</u>	OREGON TANK-SUPT OF CONTRUCTION	0.00	9,300.00	9,300.00	9,300.00	0.00	0.00
<u>H 0009.0010-0-2450</u>	OREGON TANK REPL. ARCHITECT	6,134.78	-413.27	5,721.51	5,721.51	0.00	0.00

PATCHOGUE-MEDFORD UFSD

Appropriation Status Detail Report By Function & Object From 7/1/1999 To 8/31/2024



Account	Description	Budget	Adjustments	Adj. Budget	Expensed	Encumbered	Available
<u>H 0009.0010-0-2460</u>	OREGON BOIL/BLEACH/LOCKER TESTING	3,075.00	0.00	3,075.00	3,075.00	0.00	0.00
<u>H 0009.0010-0-2930</u>	OREGON TANK REPLACEMENT G/C	72,329.05	11,969.95	84,299.00	84,299.00	0.00	0.00
<u>H 0009.0010-0-2950</u>	OREGON TANK REPLACEMENT PLUMBING	12,170.95	-12,170.95	0.00	0.00	0.00	0.00
0009.0010	*	93,709.78	8,685.73	102,395.51	102,395.51	0.00	0.00
0009.00	**	11,572,388.48	855,819.23	12,428,207.71	12,415,174.19	0.00	13,033.52
0009.0	***	11,572,388.48	855,819.23	12,428,207.71	12,415,174.19	0.00	13,033.52
0009	****	11,572,388.48	855,819.23	12,428,207.71	12,415,174.19	0.00	13,033.52
<u>H 0010.0006-0-2400</u>	TREMONT BOIL/TANK ADMIN. COSTS	600.00	-383.45	216.55	216.55	0.00	0.00
<u>H 0010.0006-0-2450</u>	TREMONT BOILER/TANK ARCHITECT	20,000.00	4,329.62	24,329.62	24,329.62	0.00	0.00
<u>H 0010.0006-0-2460</u>	TREMONT BOILER/TANK SURVEY/ENGINEER	29,899.80	-415.00	29,484.80	29,484.80	0.00	0.00
<u>H 0010.0006-0-2930</u>	TREMONT BOILER/TANK G/C/	0.00	4,229.46	4,229.46	4,229.46	0.00	0.00
<u>H 0010.0006-0-2950</u>	TREMONT BOILER/TANK PLUMBING	336,270.00	-27,070.00	309,200.00	309,200.00	0.00	0.00
<u>H 0010.0006-0-2960</u>	TREMONT BOILER/TANK ELECTRIC	25,950.00	0.00	25,950.00	25,950.00	0.00	0.00
<u>H 0010.0006-0-4120</u>	TREMONT BOILER/ASB/TANK ADVER	0.00	0.00	0.00	0.00	0.00	0.00
0010.0006	*	412,719.80	-19,309.37	393,410.43	393,410.43	0.00	0.00
<u>H 0010.0007-0-2400</u>	TREMONT ROOF ADMIN. COSTS	150.00	-49.54	100.46	100.46	0.00	0.00
<u>H 0010.0007-0-2450</u>	TREMONT ROOF ARCHITECT	17,540.00	2,964.34	20,504.34	20,504.34	0.00	0.00
<u>H 0010.0007-0-2930</u>	TREMONT ROOF G/C	292,340.00	0.00	292,340.00	292,340.00	0.00	0.00
<u>H 0010.0007-0-4000</u>	TREMONT ROOF ARCHITECT	0.00	0.00	0.00	0.00	0.00	0.00
<u>H 0010.0007-0-4120</u>	TREMONT ROOF ADVERTISING	0.00	0.00	0.00	0.00	0.00	0.00
<u>H 0010.0007-0-4130</u>	TREMONT ROOF TESTING	0.00	0.00	0.00	0.00	0.00	0.00
0010.0007	*	310,030.00	2,914.80	312,944.80	312,944.80	0.00	0.00
<u>H 0010.0008-0-2000</u>	TREMONT ADD FURN AND FIXTURES	92,500.00	137,430.22	229,930.22	229,930.22	0.00	0.00
<u>H 0010.0008-0-2009</u>	TREMONT ADD/ALT CONST MGR	0.00	319,081.00	319,081.00	319,081.00	0.00	0.00
<u>H 0010.0008-0-2400</u>	TREMONT ADDITION - ADMINISTRATIVE COSTS	156,430.00	-149,084.62	7,345.38	7,345.38	0.00	0.00
<u>H 0010.0008-0-2450</u>	TREMONT ADD ARCHITECT	458,527.43	-31,965.60	426,561.83	426,561.83	0.00	0.00
<u>H 0010.0008-0-2460</u>	TREMONT ADD SURVEY/ENGINEER	9,620.00	9,771.00	19,391.00	19,391.00	0.00	0.00
<u>H 0010.0008-0-2930</u>	TREMONT ADD GC	5,204,857.10	-392,946.26	4,811,910.84	4,811,910.84	0.00	0.00
<u>H 0010.0008-0-2931</u>	TREMONT ADD CONSTR.	5,672.00	0.00	5,672.00	5,672.00	0.00	0.00
<u>H 0010.0008-0-2940</u>	TREMONT ADD HVAC	1,108,744.25	-486,390.50	622,353.75	622,353.75	0.00	0.00
<u>H 0010.0008-0-2950</u>	TREMONT ADD PLUMBING	662,079.00	-421,718.48	240,360.52	240,360.52	0.00	0.00
<u>H 0010.0008-0-2960</u>	TREMONT ADD ELECTRIC	779,320.35	-154,482.71	624,837.64	624,837.65	0.00	-0.01

PATCHOGUE-MEDFORD UFSD

Appropriation Status Detail Report By Function & Object From 7/1/1999 To 8/31/2024



Account	Description	Budget	Adjustments	Adj. Budget	Expensed	Encumbered	Available
<u>H 0010.0008-0-2961</u>	TREMONT ADD ELECTRIC TECHNOLOGY	93,292.11	-16,805.92	76,486.19	76,486.19	0.00	0.00
<u>H 0010.0008-0-2970</u>	TREMONT ADD SITE DEVELOPMENT	80,901.03	-20,612.26	60,288.77	60,288.77	0.00	0.00
<u>H 0010.0008-0-2990</u>	TREMONT ADD SOFT COSTS	0.00	0.00	0.00	0.00	0.00	0.00
0010.0008	*	8,651,943.27	-1,207,724.13	7,444,219.14	7,444,219.15	0.00	-0.01
<u>H 0010.0009-0-2450</u>	TREMONT MASONRY ARCHITECT	13,828.53	-838.23	12,990.30	7,932.92	0.00	5,057.38
0010.0009	*	13,828.53	-838.23	12,990.30	7,932.92	0.00	5,057.38
<u>H 0010.0010-0-2000</u>	TREMONT LIBRARY - EQUIPMENT	0.00	113,000.00	113,000.00	111,610.75	0.00	1,389.25
<u>H 0010.0010-0-2011</u>	CONSTRUCTION MANAGER COSTS	0.00	6,200.00	6,200.00	6,129.05	0.00	70.95
<u>H 0010.0010-0-2400</u>	TREMONT LIBRARY - ADVERTISING	0.00	229.57	229.57	229.57	0.00	0.00
<u>H 0010.0010-0-2450</u>	TREMONT LIBRARY - ARCHITECT	0.00	34,000.00	34,000.00	32,463.90	0.00	1,536.10
<u>H 0010.0010-0-2460</u>	TREMONT LIBRARY - SURVEY COSTS	0.00	4,476.00	4,476.00	4,476.00	0.00	0.00
<u>H 0010.0010-0-2930</u>	TREMONT LIBRARY GC	0.00	185,349.00	185,349.00	185,349.00	0.00	0.00
<u>H 0010.0010-0-2940</u>	TREMONT LIBRARY - HVAC	0.00	65,554.07	65,554.07	65,554.07	0.00	0.00
<u>H 0010.0010-0-2950</u>	TREMONT LIBRARY PLUMBING	0.00	15,191.00	15,191.00	15,191.00	0.00	0.00
<u>H 0010.0010-0-2960</u>	TREMONT LIBRARY ELECTRICAL	0.00	82,400.00	82,400.00	82,400.00	0.00	0.00
0010.0010	*	0.00	506,399.64	506,399.64	503,403.34	0.00	2,996.30
0010.00	**	9,388,521.60	-718,557.29	8,669,964.31	8,661,910.64	0.00	8,053.67
0010.0	***	9,388,521.60	-718,557.29	8,669,964.31	8,661,910.64	0.00	8,053.67
<u>H 0010.1007-0-2400</u>	TREMONT FAN ADMIN	50.00	-3.92	46.08	46.08	0.00	0.00
<u>H 0010.1007-0-2450</u>	TREMONT FAN ARCHITECT	1,572.00	-362.66	1,209.34	1,209.34	0.00	0.00
<u>H 0010.1007-0-2930</u>	TREMONT FAN G/C/	30,700.00	-6,060.00	24,640.00	24,640.00	0.00	0.00
0010.1007	*	32,322.00	-6,426.58	25,895.42	25,895.42	0.00	0.00
0010.10	**	32,322.00	-6,426.58	25,895.42	25,895.42	0.00	0.00
0010.1	***	32,322.00	-6,426.58	25,895.42	25,895.42	0.00	0.00
0010	****	9,420,843.60	-724,983.87	8,695,859.73	8,687,806.06	0.00	8,053.67
<u>H 0011.0006-0-2000</u>	EAGLE ADD - FURNITURE	47,500.00	147,000.00	194,500.00	189,285.83	0.00	5,214.17
<u>H 0011.0006-0-2009</u>	EAGLE ADD/ALT CONST MGR	0.00	319,792.00	319,792.00	319,792.00	0.00	0.00
<u>H 0011.0006-0-2400</u>	EAGLE ADD - ADMINISTRATIVE	1,000.00	633.49	1,633.49	1,633.49	0.00	0.00
<u>H 0011.0006-0-2430</u>	EAGLE ADD/ALT- INSURANCE	0.00	4,819.00	4,819.00	4,819.00	0.00	0.00
<u>H 0011.0006-0-2450</u>	EAGLE ADD - ARCHITECT	586,195.14	-138,818.98	447,376.16	445,947.28	0.00	1,428.88
<u>H 0011.0006-0-2460</u>	EAGLE ADD - SURVEY	27,004.00	102,014.05	129,018.05	129,018.05	0.00	0.00
<u>H 0011.0006-0-2930</u>	EAGLE ADD - GC	2,319,266.00	2,315,944.22	4,635,210.22	4,635,210.22	0.00	0.00
<u>H 0011.0006-0-2940</u>	EAGLE ADD - HV	802,140.92	-161,452.61	640,688.31	640,688.31	0.00	0.00

PATCHOGUE-MEDFORD UFSD

Appropriation Status Detail Report By Function & Object From 7/1/1999 To 8/31/2024



Account	Description	Budget	Adjustments	Adj. Budget	Expensed	Encumbered	Available
<u>H 0011.0006-0-2950</u>	EAGLE ADD - PLUMBING	430,051.90	-211,558.85	218,493.05	218,493.05	0.00	0.00
<u>H 0011.0006-0-2960</u>	EAGLE ADD - ELECTRIC	603,448.00	297,992.93	901,440.93	901,440.93	0.00	0.00
<u>H 0011.0006-0-2970</u>	EAGLE ADD - SITE	243,902.02	-178,304.04	65,597.98	65,597.98	0.00	0.00
<u>H 0011.0006-0-2990</u>	EAGLE ADD - SOFT COSTS	427,408.50	-427,408.50	0.00	0.00	0.00	0.00
0011.0006		5,487,916.48	2,070,652.71	7,558,569.19	7,551,926.14	0.00	6,643.05
<u>H 0011.0007-0-2400</u>	EAGLE ROOF ADMIN. COSTS	525.00	-4.54	520.46	520.46	0.00	0.00
<u>H 0011.0007-0-2450</u>	EAGLE ROOF ARCHITECT	22,154.12	1,438.50	23,592.62	23,592.62	0.00	0.00
<u>H 0011.0007-0-2930</u>	EAGLE ROOF G/C	359,250.00	0.00	359,250.00	359,250.00	0.00	0.00
<u>H 0011.0007-0-4000</u>	EAGLE ROOF ARCHITECT	0.00	0.00	0.00	0.00	0.00	0.00
<u>H 0011.0007-0-4120</u>	EAGLE ROOF ADVERTISING	0.00	0.00	0.00	0.00	0.00	0.00
<u>H 0011.0007-0-4130</u>	EAGLE ROOF TESTING	0.00	0.00	0.00	0.00	0.00	0.00
0011.0007		381,929.12	1,433.96	383,363.08	383,363.08	0.00	0.00
<u>H 0011.0008-0-2010</u>	SUPT. OF CONSTRUCTION	0.00	47,147.36	47,147.36	47,147.36	0.00	0.00
<u>H 0011.0008-0-2400</u>	EAGLE BOILER ADMIN COSTS	1,300.00	-497.72	802.28	802.28	0.00	0.00
<u>H 0011.0008-0-2450</u>	EAGLE BOILER/WINDOW ARCHITECT	27,841.00	1,989.62	29,830.62	29,830.62	0.00	0.00
<u>H 0011.0008-0-2460</u>	EAGLE BOILER SURVEY/ENGINEER	6,519.00	0.00	6,519.00	6,519.00	0.00	0.00
<u>H 0011.0008-0-2950</u>	EAGLE BOILER PLUMBER	442,800.00	-38,615.00	404,185.00	404,185.00	0.00	0.00
<u>H 0011.0008-0-2960</u>	EAGLE BOILER ELECTRIC	38,039.70	-7,903.00	30,136.70	30,136.70	0.00	0.00
0011.0008		516,499.70	2,121.26	518,620.96	518,620.96	0.00	0.00
<u>H 0011.0010-0-2000</u>	EAGLE LIBRARY - EQUIPMENT	0.00	96,000.00	96,000.00	93,860.79	0.00	2,139.21
<u>H 0011.0010-0-2011</u>	CONSTRUCTION MANAGER COSTS	0.00	5,100.00	5,100.00	5,065.40	0.00	34.60
<u>H 0011.0010-0-2400</u>	EAGLE LIBRARY - ADVERTISING	0.00	229.57	229.57	229.57	0.00	0.00
<u>H 0011.0010-0-2450</u>	EAGLE LIBRARY - ARCHITECT	0.00	32,000.00	32,000.00	27,541.77	0.00	4,458.23
<u>H 0011.0010-0-2460</u>	EAGLE LIBRARY - SURVEY COSTS	0.00	4,351.00	4,351.00	4,351.00	0.00	0.00
<u>H 0011.0010-0-2930</u>	EAGLE LIBRARY GC	0.00	166,560.00	166,560.00	166,560.00	0.00	0.00
<u>H 0011.0010-0-2940</u>	EAGLE LIBRARY - HVAC	0.00	25,757.99	25,757.99	25,757.99	0.00	0.00
<u>H 0011.0010-0-2950</u>	EAGLE LIBRARY PLUMBING	0.00	10,190.00	10,190.00	10,190.00	0.00	0.00
<u>H 0011.0010-0-2960</u>	EAGLE LIBRARY ELECTRICAL	0.00	80,194.00	80,194.00	80,194.00	0.00	0.00
0011.0010		0.00	420,382.56	420,382.56	413,750.52	0.00	6,632.04
0011.00		6,386,345.30	2,494,590.49	8,880,935.79	8,867,660.70	0.00	13,275.09
0011.0		6,386,345.30	2,494,590.49	8,880,935.79	8,867,660.70	0.00	13,275.09
<u>H 0011.1007-0-2400</u>	EAGLE FAN ADMIN	50.00	-3.92	46.08	46.08	0.00	0.00
<u>H 0011.1007-0-2450</u>	EAGLE FAN ARCHITECT	1,572.00	-203.85	1,368.15	1,368.15	0.00	0.00

PATCHOGUE-MEDFORD UFSD



Appropriation Status Detail Report By Function & Object From 7/1/1999 To 8/31/2024

Account	Description		Budget	Adjustments	Adj. Budget	Expensed	Encumbered	Available
<u>H 0011.1007-0-2930</u>	EAGLE FAN G/C		30,700.00	-6,060.00	24,640.00	24,640.00	0.00	0.00
0011.1007		*	32,322.00	-6,267.77	26,054.23	26,054.23	0.00	0.00
0011.10		**	32,322.00	-6,267.77	26,054.23	26,054.23	0.00	0.00
0011.1		***	32,322.00	-6,267.77	26,054.23	26,054.23	0.00	0.00
0011		****	6,418,667.30	2,488,322.72	8,906,990.02	8,893,714.93	0.00	13,275.09
<u>H 0013.0003-0-2400</u>	CANAAN FAN ADMIN		60.00	-13.92	46.08	46.08	0.00	0.00
<u>H 0013.0003-0-2450</u>	CANAAN FAN ARCHITECT		1,572.00	17,071.58	18,643.58	18,643.58	0.00	0.00
<u>H 0013.0003-0-2930</u>	CANAAN FAN G/C		26,200.00	256,450.00	282,650.00	282,650.00	0.00	0.00
0013.0003		*	27,832.00	273,507.66	301,339.66	301,339.66	0.00	0.00
<u>H 0013.0005-0-2000</u>	CANAAN ADD FURN CASEWORK		0.00	346,000.00	346,000.00	344,547.39	0.00	1,452.61
<u>H 0013.0005-0-2009</u>	CANAAN ADD/ALT CONST MGR		0.00	302,042.00	302,042.00	302,042.00	0.00	0.00
<u>H 0013.0005-0-2400</u>	CANAAN ADD/ALT- ADMIN EXP		0.00	2,576.32	2,576.32	2,576.32	0.00	0.00
<u>H 0013.0005-0-2430</u>	CANAAN ADD/ALT- INSURANCE		0.00	5,784.00	5,784.00	5,784.00	0.00	0.00
<u>H 0013.0005-0-2450</u>	CANAAN ADD/ALT- ARCHITECT		332,131.00	136,345.37	468,476.37	465,654.17	0.00	2,822.20
<u>H 0013.0005-0-2460</u>	CANAAN ADD SURVEY/ENGINEER		25,684.00	48,066.55	73,750.55	73,750.55	0.00	0.00
<u>H 0013.0005-0-2930</u>	CANAAN ADD GC		2,579,150.00	2,515,607.05	5,094,757.05	5,094,757.05	0.00	0.00
<u>H 0013.0005-0-2940</u>	CANAAN ADD HV		993,300.00	-360,207.05	633,092.95	624,505.00	0.00	8,587.95
<u>H 0013.0005-0-2950</u>	CANAAN ADD PLUMBING		488,898.00	-208,396.00	280,502.00	280,502.00	0.00	0.00
<u>H 0013.0005-0-2960</u>	CANAAN ADD ELECTRIC		780,500.00	262,169.58	1,042,669.58	1,042,669.58	0.00	0.00
<u>H 0013.0005-0-2970</u>	CANAAN ADD SITE DEVELOPMENT		218,703.89	-124,765.97	93,937.92	93,937.92	0.00	0.00
<u>H 0013.0005-0-2990</u>	CANAAN ADD SOFT COSTS		378,350.00	-378,350.00	0.00	0.00	0.00	0.00
0013.0005		*	5,796,716.89	2,546,871.85	8,343,588.74	8,330,725.98	0.00	12,862.76
<u>H 0013.0006-0-2010</u>	CANAAN BOILER& WINDOW- SUPT OF CONSTRU		0.00	38,416.00	38,416.00	38,416.00	0.00	0.00
<u>H 0013.0006-0-2400</u>	CANAAN WIND/BOILER ADMIN COSTS		545.00	-4.52	540.48	540.48	0.00	0.00
<u>H 0013.0006-0-2450</u>	CANAAN WIND/BOILER ARCHITECT		15,480.00	9,349.65	24,829.65	24,829.65	0.00	0.00
<u>H 0013.0006-0-2930</u>	CANAAN BOILER/WINDOW REPLACEMENT		258,010.00	-234,970.00	23,040.00	23,040.00	0.00	0.00
<u>H 0013.0006-0-2940</u>	CANAAN BOILER & WINDOW- HVAC		0.00	326,205.00	326,205.00	326,205.00	0.00	0.00
<u>H 0013.0006-0-2960</u>	CANAAN BOILER & WINDOW- ELECTRIC		0.00	34,917.00	34,917.00	34,917.00	0.00	0.00
<u>H 0013.0006-0-4000</u>	CANAAN WIND/BOILER ARCHITECT		0.00	0.00	0.00	0.00	0.00	0.00
<u>H 0013.0006-0-4120</u>	CANAAN WIND/BOILER ADVERTISING		0.00	0.00	0.00	0.00	0.00	0.00
<u>H 0013.0006-0-4130</u>	CANAAN WIND/BOILER TESTING		0.00	0.00	0.00	0.00	0.00	0.00
0013.0006		*	274,035.00	173,913.13	447,948.13	447,948.13	0.00	0.00
<u>H 0013.0008-0-2010</u>	CANAAN FUEL TANK-SUPT OF CONSTRUCTION		0.00	8,450.00	8,450.00	8,450.00	0.00	0.00

PATCHOGUE-MEDFORD UFSD

Appropriation Status Detail Report By Function & Object From 7/1/1999 To 8/31/2024



Account	Description	Budget	Adjustments	Adj. Budget	Expensed	Encumbered	Available
	CONSTRUCTION						
H 0013.0008-0-2400	CANAAN TANK ADMIN COSTS	182.28	0.00	182.28	182.28	0.00	0.00
H 0013.0008-0-2450	CANAAN TANK ARCH	35,074.99	-29,727.17	5,347.82	5,347.82	0.00	0.00
H 0013.0008-0-2460	CANAAN TANK SURVEY	4,446.00	0.00	4,446.00	4,446.00	0.00	0.00
H 0013.0008-0-2930	CANAAN FUEL TANK REPLACEMENT	55,890.00	28,610.00	84,500.00	84,500.00	0.00	0.00
H 0013.0008-0-2950	CANAAN TANK PLUMBING	384,580.00	-384,580.00	0.00	0.00	0.00	0.00
H 0013.0008-0-2960	CANAAN TANK ELECTRIC	34,917.00	-34,917.00	0.00	0.00	0.00	0.00
0013.0008	*	515,090.27	-412,164.17	102,926.10	102,926.10	0.00	0.00
H 0013.0009-0-2450	CANAAN MASONRY ARCHITECT	5,000.00	2,424.03	7,424.03	7,424.03	0.00	0.00
H 0013.0009-0-2930	CANAAN MASONRY G.C.	86,000.00	-5,000.00	81,000.00	81,000.00	0.00	0.00
0013.0009	*	91,000.00	-2,575.97	88,424.03	88,424.03	0.00	0.00
H 0013.0010-0-2000	CANAAN LIBRARY - EQUIPMENT	0.00	86,500.00	86,500.00	86,317.04	0.00	182.96
H 0013.0010-0-2011	CONSTRUCTION MANAGER COSTS	0.00	5,800.00	5,800.00	5,733.85	0.00	66.15
H 0013.0010-0-2400	CANAAN LIBRARY - ADVERTISING	0.00	229.58	229.58	229.58	0.00	0.00
H 0013.0010-0-2450	CANAAN LIBRARY - ARCHITECT	0.00	33,000.00	33,000.00	30,435.49	0.00	2,564.51
H 0013.0010-0-2460	CANAAN LIBRARY - SURVEY COSTS	0.00	4,429.00	4,429.00	4,429.00	0.00	0.00
H 0013.0010-0-2930	CANAAN LIBRARY GC	0.00	192,330.42	192,330.42	175,199.00	0.00	17,131.42
H 0013.0010-0-2940	CANAAC LIBRARY - HVAC	0.00	60,123.25	60,123.25	56,623.54	0.00	3,499.71
H 0013.0010-0-2950	CANAAN LIBRARY PLUMBING	0.00	17,760.00	17,760.00	17,760.00	0.00	0.00
H 0013.0010-0-2960	CANAAN LIBRARY ELECTRICAL	0.00	95,000.00	95,000.00	91,949.00	0.00	3,051.00
0013.0010	*	0.00	495,172.25	495,172.25	468,676.50	0.00	26,495.75
0013.00	**	6,704,674.16	3,074,724.75	9,779,398.91	9,740,040.40	0.00	39,358.51
0013.0	***	6,704,674.16	3,074,724.75	9,779,398.91	9,740,040.40	0.00	39,358.51
0013	****	6,704,674.16	3,074,724.75	9,779,398.91	9,740,040.40	0.00	39,358.51
H 0015.0008-0-2400	ASBESTOS ABATEMENT ADMINISTRATIVE COSTS	1,154.00	0.00	1,154.00	1,154.00	0.00	0.00
H 0015.0008-0-2450	ASBESTOS ABATEMENT ARCHITECT	1,356.00	0.00	1,356.00	0.00	0.00	1,356.00
H 0015.0008-0-2930	ASBESTOS ABATEMENT G.C.	22,594.00	0.00	22,594.00	22,594.00	0.00	0.00
H 0015.0008-0-4000	ASBESTOS ABATEMENT ARCHITECT	375.00	-375.00	0.00	0.00	0.00	0.00
H 0015.0008-0-4010	ASBESTOS ABATEMENT G.C.	22,594.00	-22,594.00	0.00	0.00	0.00	0.00
H 0015.0008-0-4130	ASBESTOS ABATEMENT TESTING/INSP	1,154.00	-1,154.00	0.00	0.00	0.00	0.00
0015.0008	*	49,227.00	-24,123.00	25,104.00	23,748.00	0.00	1,356.00
H 0015.0009-0-2000	SCIENCE ROOM FURNITURE	-6,444.00	6,444.00	0.00	0.00	0.00	0.00
H 0015.0009-0-2450	SCIENCE ROOM ARCHITECT	0.00	0.00	0.00	0.00	0.00	0.00

PATCHOGUE-MEDFORD UFSD



Appropriation Status Detail Report By Function & Object From 7/1/1999 To 8/31/2024

Account	Description	Budget	Adjustments	Adj. Budget	Expensed	Encumbered	Available
<u>H 0015.0009-0-2930</u>	SCIENCE ROOM G.C.	0.00	0.00	0.00	0.00	0.00	0.00
<u>H 0015.0009-0-2940</u>	SCIENCE ROOM HV	0.00	0.00	0.00	0.00	0.00	0.00
<u>H 0015.0009-0-2950</u>	SCIENCE ROOM PLUMBING	0.00	0.00	0.00	0.00	0.00	0.00
<u>H 0015.0009-0-2960</u>	SCIENCE ROOM ELECTRIC	0.00	0.00	0.00	0.00	0.00	0.00
<u>H 0015.0009-0-4000</u>	SCIENCE ROOM ARCHITECT	11,000.00	-11,000.00	0.00	0.00	0.00	0.00
<u>H 0015.0009-0-4010</u>	SCIENCE ROOM H.S. G.C.	6,247.00	-6,247.00	0.00	0.00	0.00	0.00
<u>H 0015.0009-0-4020</u>	SCIENCE ROOM HVAC	13,900.00	-13,900.00	0.00	0.00	0.00	0.00
<u>H 0015.0009-0-4030</u>	SCIENCE ROOM PLUMBING	41,000.00	-41,000.00	0.00	0.00	0.00	0.00
<u>H 0015.0009-0-4050</u>	SCIENCE ROOM ELECTRIC	19,900.00	-19,900.00	0.00	0.00	0.00	0.00
<u>H 0015.0009-0-4130</u>	SCIENCE ROOM TESTING	0.00	0.00	0.00	0.00	0.00	0.00
<u>H 0015.0009-0-4200</u>	SCIENCE LAB CONTINGENCY	0.00	0.00	0.00	0.00	0.00	0.00
0015.0009		85,603.00	-85,603.00	0.00	0.00	0.00	0.00
<u>H 0015.0010-0-2000</u>	HS ALT/ADD FURN/EQUIPMENT	3,395,795.12	330,027.31	3,725,822.43	3,713,850.48	0.00	11,971.95
<u>H 0015.0010-0-2010</u>	HS ADD/ALT - CONST MGR/SECURITY	0.00	2,419,392.00	2,419,392.00	2,419,392.00	0.00	0.00
<u>H 0015.0010-0-2400</u>	HS ADD/ALT ADMIN. EXPENSE	233,363.30	94,861.58	328,224.88	328,224.88	0.00	0.00
<u>H 0015.0010-0-2430</u>	HS ADD/ALT INSURANCE	0.00	71,664.00	71,664.00	71,664.00	0.00	0.00
<u>H 0015.0010-0-2450</u>	HS ADD/ALT ARCHITECT	2,100,600.00	179,156.31	2,279,756.31	2,242,042.28	0.00	37,714.03
<u>H 0015.0010-0-2460</u>	HS ADD/ALT ENGINEER	14,470.00	17,418.64	31,888.64	31,888.64	0.00	0.00
<u>H 0015.0010-0-2930</u>	HS ADDITION G/C	23,785,646.49	2,232,073.62	26,017,720.11	26,017,720.11	0.00	0.00
<u>H 0015.0010-0-2931</u>	HS ADDITION CONSTRUCTION	0.00	0.00	0.00	0.00	0.00	0.00
<u>H 0015.0010-0-2940</u>	HS ADD/ALT HVAC	4,052,300.00	1,529.37	4,053,829.37	4,053,829.37	0.00	0.00
<u>H 0015.0010-0-2950</u>	HS ADD/ALT PLUMBING	1,196,000.00	69,050.00	1,265,050.00	1,265,050.00	0.00	0.00
<u>H 0015.0010-0-2960</u>	HS ADD/ALT ELECTRICAL	4,379,235.61	64,276.82	4,443,512.43	4,443,512.43	0.00	0.00
<u>H 0015.0010-0-2970</u>	HS ADDITION SITE DEVELOPMENT	246,769.47	329,303.75	576,073.22	571,641.53	0.00	4,431.69
<u>H 0015.0010-0-2980</u>	HS ADD/ALT SERV SYSTEMS	0.00	0.00	0.00	0.00	0.00	0.00
<u>H 0015.0010-0-2990</u>	HS ADD/ALT SOFT COSTS	3,167,773.45	-3,167,314.82	458.63	458.63	0.00	0.00
<u>H 0015.0010-0-4000</u>	HS ALT/ADD ARCHITECT	0.00	0.00	0.00	0.00	0.00	0.00
<u>H 0015.0010-0-4005</u>	HS ADD PROF/TECH SERVICES	0.00	0.00	0.00	0.00	0.00	0.00
<u>H 0015.0010-0-4010</u>	HS ADD/ALT - GC	0.00	0.00	0.00	0.00	0.00	0.00
<u>H 0015.0010-0-4130</u>	HS ADD/ALT TESTING	0.00	0.00	0.00	0.00	0.00	0.00
<u>H 0015.0010-1-2930</u>	HS DRAINAGE PROJECT	23,555.00	45,000.00	68,555.00	22,735.00	0.00	45,820.00
0015.0010		42,595,508.44	2,686,438.58	45,281,947.02	45,182,009.35	0.00	99,937.67
<u>H 0015.0011-0-2010</u>	HS SITE WORK CONSTRUCTION	250,000.00	0.00	250,000.00	250,000.00	0.00	0.00

PATCHOGUE-MEDFORD UFSD

Appropriation Status Detail Report By Function & Object From 7/1/1999 To 8/31/2024



Account	Description	Budget	Adjustments	Adj. Budget	Expensed	Encumbered	Available
<u>H 0015.0011-0-2400</u>	HS SITE WORK ADMIN. COSTS	18,430.20	-16,861.10	1,569.10	1,569.10	0.00	0.00
<u>H 0015.0011-0-2440</u>	HS SITE WORK LEGAL EXP	0.00	19,052.90	19,052.90	19,052.90	0.00	0.00
<u>H 0015.0011-0-2450</u>	HS SITE WORK ARCHITECT	173,637.29	-15,079.30	158,557.99	158,557.99	0.00	0.00
<u>H 0015.0011-0-2460</u>	HS SITE WORK SURVEY/ENGINEER	43,829.75	-11,192.50	32,637.25	32,637.25	0.00	0.00
<u>H 0015.0011-0-2930</u>	HS SITE WORK G/C	2,418,400.51	-24,044.00	2,394,356.51	2,394,356.51	0.00	0.00
<u>H 0015.0011-0-2931</u>	HS SITE WORK CONSTR.	572.00	-572.00	0.00	0.00	0.00	0.00
<u>H 0015.0011-0-2970</u>	HS SITE SITE DEVELOPMENT	11,803.00	0.00	11,803.00	11,803.00	0.00	0.00
<u>H 0015.0011-0-4000</u>	HS SITE/KITCH CEIL ARCHITECT	0.00	0.00	0.00	0.00	0.00	0.00
<u>H 0015.0011-0-4120</u>	HS SITE/KITCH CEIL ADVER	0.00	0.00	0.00	0.00	0.00	0.00
<u>H 0015.0011-0-4130</u>	HS SITE/KITCH CEIL TESTING	0.00	0.00	0.00	0.00	0.00	0.00
0015.0011	*	2,916,672.75	-48,696.00	2,867,976.75	2,867,976.75	0.00	0.00
<u>H 0015.0012-0-2400</u>	HS DOMESTIC H/W ADMIN COSTS	2,221.50	-583.45	1,638.05	1,638.05	0.00	0.00
<u>H 0015.0012-0-2450</u>	HS DOMESTIC HW ARCHITECT	9,057.99	-2,022.71	7,035.28	7,035.28	0.00	0.00
<u>H 0015.0012-0-2460</u>	HS DOMESTIC H/W SURVEY/ENGINEER	0.00	0.00	0.00	0.00	0.00	0.00
<u>H 0015.0012-0-2930</u>	HS DOMESTIC H/W G/C	0.00	21,040.49	21,040.49	21,040.49	0.00	0.00
<u>H 0015.0012-0-2931</u>	HS DOMESTIC H/W CONSTR.	2,500.00	0.00	2,500.00	2,500.00	0.00	0.00
<u>H 0015.0012-0-2950</u>	HS DOMESTIC H/W PLUMBING	105,405.00	-21,041.55	84,363.45	84,363.45	0.00	0.00
<u>H 0015.0012-0-4000</u>	HS DOMESTIC H/W ARCHITECT	6,000.00	-6,000.00	0.00	0.00	0.00	0.00
<u>H 0015.0012-0-4010</u>	HS DOMESTIC H/W G.C.	75,000.00	-75,000.00	0.00	0.00	0.00	0.00
<u>H 0015.0012-0-4120</u>	HS DOMESTIC H/W ADVERTISING	1,000.00	-1,000.00	0.00	0.00	0.00	0.00
0015.0012	*	201,184.49	-84,607.22	116,577.27	116,577.27	0.00	0.00
<u>H 0015.0013-0-2400</u>	HS ROOF ADMIN COSTS	1,250.00	-212.80	1,037.20	1,037.20	0.00	0.00
<u>H 0015.0013-0-2450</u>	HS ROOF ARCHITECT	138,194.21	108.90	138,303.11	138,303.11	0.00	0.00
<u>H 0015.0013-0-2460</u>	HS ROOF SURVEY/ENGINEERING	0.00	0.00	0.00	0.00	0.00	0.00
<u>H 0015.0013-0-2930</u>	HS ROOF RECONSTRUCTION G/C	1,234,770.79	-20,020.79	1,214,750.00	1,214,750.00	0.00	0.00
0015.0013	*	1,374,215.00	-20,124.69	1,354,090.31	1,354,090.31	0.00	0.00
<u>H 0015.0014-0-2009</u>	HS TECH IMP CONST MGR	0.00	37,200.00	37,200.00	37,128.37	0.00	71.63
<u>H 0015.0014-0-2400</u>	HS CORRIDOR CEILING ADMIN COSTS	800.00	812.55	1,612.55	1,612.55	0.00	0.00
<u>H 0015.0014-0-2450</u>	HS TECH & CEIL ARCH	267,217.66	-75,385.66	191,832.00	185,618.98	0.00	6,213.02
<u>H 0015.0014-0-2930</u>	HS TECH & CEIL GC	874,550.00	5,500.00	880,050.00	879,973.08	0.00	76.92
<u>H 0015.0014-0-2960</u>	HS TECH & CEIL ELECTRIC	2,240,961.27	-717,588.00	1,523,373.27	1,519,938.73	0.00	3,434.54
<u>H 0015.0014-0-2970</u>	HS TECH & CEIL SITE DEVEL	425,000.01	0.00	425,000.01	424,999.99	0.00	0.02
<u>H 0015.0014-0-2990</u>	HS TECH & CEIL SOFT COSTS	352,000.00	-352,000.00	0.00	0.00	0.00	0.00

PATCHOGUE-MEDFORD UFSD



Appropriation Status Detail Report By Function & Object From 7/1/1999 To 8/31/2024

Account	Description	Budget	Adjustments	Adj. Budget	Expensed	Encumbered	Available
0015.0014	*	4,160,528.94	-1,101,461.11	3,059,067.83	3,049,271.70	0.00	9,796.13
<u>H 0015.0015-0-2010</u>	HS WINDOWS CONSTRUCTION MANAGER	0.00	44,481.00	44,481.00	44,481.00	0.00	0.00
<u>H 0015.0015-0-2400</u>	HS WINDOWS - ADMINISTRATIVE COSTS	4,500.00	1,021.36	5,521.36	5,521.36	0.00	0.00
<u>H 0015.0015-0-2450</u>	HS WINDOWS - ARCHITECT	53,581.28	355.42	53,936.70	53,936.70	0.00	0.00
<u>H 0015.0015-0-2930</u>	HS WINDOWS - GC	1,502,024.00	-760,669.00	741,355.00	741,355.00	0.00	0.00
<u>H 0015.0015-0-2990</u>	HS WINDOWS - SOFT COSTS	75,302.00	-75,302.00	0.00	0.00	0.00	0.00
<u>H 0015.0015-0-4000</u>	HS	0.00	0.00	0.00	0.00	0.00	0.00
0015.0015	*	1,635,407.28	-790,113.22	845,294.06	845,294.06	0.00	0.00
<u>H 0015.0016-0-2009</u>	SUPER OF CONSTRUCTION	0.00	20,495.00	20,495.00	20,495.00	0.00	0.00
<u>H 0015.0016-0-2400</u>	HIGH SCHOOL BOILER ADMIN COSTS	0.00	530.53	530.53	530.53	0.00	0.00
<u>H 0015.0016-0-2450</u>	HS BOILER REPLACEMENT ARCHITECT	41,578.67	-6,285.68	35,292.99	34,547.33	0.00	745.66
<u>H 0015.0016-0-2460</u>	HS BOILER SURVEY/ENGINEER	0.00	10,702.75	10,702.75	10,702.75	0.00	0.00
<u>H 0015.0016-0-2930</u>	HS BOILER REPLACEMENT GC	100,000.00	-100,000.00	0.00	0.00	0.00	0.00
<u>H 0015.0016-0-2940</u>	HS BOILER REPLACEMENT HVAC	450,181.92	83,818.08	534,000.00	533,818.08	0.00	181.92
<u>H 0015.0016-0-2960</u>	HS BOILER - ELECTRICAL WORK	2,294.07	37,411.86	39,705.93	39,705.93	0.00	0.00
0015.0016	*	594,054.66	46,672.54	640,727.20	639,799.62	0.00	927.58
0015.00	**	53,612,401.56	578,382.88	54,190,784.44	54,078,767.06	0.00	112,017.38
0015.0	***	53,612,401.56	578,382.88	54,190,784.44	54,078,767.06	0.00	112,017.38
0015	****	53,612,401.56	578,382.88	54,190,784.44	54,078,767.06	0.00	112,017.38
<u>H 0024.0001-0-2000</u>	MODULAR CLASS FURNITURE	25,695.00	0.00	25,695.00	25,695.00	0.00	0.00
<u>H 0024.0001-0-2010</u>	MODULAR CLASS - CONSTRUCTION FEES	0.00	80,000.00	80,000.00	80,000.00	0.00	0.00
<u>H 0024.0001-0-2400</u>	MODULAR CLASS HS ADMIN. COSTS	1,477.69	-783.45	694.24	694.24	0.00	0.00
<u>H 0024.0001-0-2450</u>	MODULAR CLASS HS ARCHITECT	64,750.82	-3,510.57	61,240.25	61,240.25	0.00	0.00
<u>H 0024.0001-0-2930</u>	MODULAR CLASS HS FABRICATION	844,693.64	-10,832.64	833,861.00	833,861.00	0.00	0.00
<u>H 0024.0001-0-2931</u>	MODULARS HS CONSTRUCTION	0.00	0.00	0.00	0.00	0.00	0.00
<u>H 0024.0001-0-2950</u>	MODULAR CLASS PLUMBING	52,600.00	0.00	52,600.00	52,600.00	0.00	0.00
<u>H 0024.0001-0-2960</u>	MODULAR CLASS HS ELECTRIC	64,192.50	0.00	64,192.50	64,192.50	0.00	0.00
<u>H 0024.0001-0-4000</u>	MODULAR CLASS ARCHITECT	0.00	0.00	0.00	0.00	0.00	0.00
<u>H 0024.0001-0-4010</u>	MODULAR CLASS G.C.	0.00	0.00	0.00	0.00	0.00	0.00
<u>H 0024.0001-0-4020</u>	MODULAR CLASS HVAC	0.00	0.00	0.00	0.00	0.00	0.00
<u>H 0024.0001-0-4030</u>	MODULAR CLASS PLUMBING	46,800.00	-46,800.00	0.00	0.00	0.00	0.00
<u>H 0024.0001-0-4050</u>	MODULAR CLASS ELECTRIC	0.00	0.00	0.00	0.00	0.00	0.00
<u>H 0024.0001-0-4120</u>	MODULAR CLASS ADVERTISING	0.00	0.00	0.00	0.00	0.00	0.00

PATCHOGUE-MEDFORD UFSD



Appropriation Status Detail Report By Function & Object From 7/1/1999 To 8/31/2024

Account	Description	Budget	Adjustments	Adj. Budget	Expensed	Encumbered	Available
<u>H 0024.0001-0-4200</u>	MODULAR CLASSROOM CONTINGENCY	0.00	0.00	0.00	0.00	0.00	0.00
<u>H 0024.0001-0-4210</u>	MODULAR CLASS INCIDENTAL RESERVE	0.00	0.00	0.00	0.00	0.00	0.00
<u>H 0024.0001-0-4300</u>	MODULAR CLASS UNIT FABRICATOR	0.00	0.00	0.00	0.00	0.00	0.00
<u>H 0024.0001-0-4400</u>	MODULAR CLASS GENERAL TRADES	0.00	0.00	0.00	0.00	0.00	0.00
<u>H 0024.0001-0-4410</u>	MODULAR CLASS GEN TRADE RESER.	0.00	0.00	0.00	0.00	0.00	0.00
0024.0001	*	1,100,209.65	18,073.34	1,118,282.99	1,118,282.99	0.00	0.00
0024.00	**	1,100,209.65	18,073.34	1,118,282.99	1,118,282.99	0.00	0.00
0024.0	***	1,100,209.65	18,073.34	1,118,282.99	1,118,282.99	0.00	0.00
0024	****	1,100,209.65	18,073.34	1,118,282.99	1,118,282.99	0.00	0.00
00	*****	146,909,415.43	-352,722.52	146,556,692.91	146,183,779.16	0.00	372,913.75
0	*****	146,909,415.43	-352,722.52	146,556,692.91	146,183,779.16	0.00	372,913.75
<u>H 1314.0015-0-2009</u>	INT TRSFR-HS TRACK & FIELD - CONST MGR	60,000.00	0.00	60,000.00	58,443.13	0.00	1,556.87
<u>H 1314.0015-0-2450</u>	INT TRSFR-HS TRACK & FIELD - ARCHITECT	90,000.00	0.00	90,000.00	83,345.77	0.00	6,654.23
<u>H 1314.0015-0-2930</u>	INT TRSFR-HS TRACK & FIELD - GC	1,450,000.00	0.00	1,450,000.00	1,194,200.13	0.00	255,799.87
1314.0015	*	1,600,000.00	0.00	1,600,000.00	1,335,989.03	0.00	264,010.97
1314.00	**	1,600,000.00	0.00	1,600,000.00	1,335,989.03	0.00	264,010.97
1314.0	***	1,600,000.00	0.00	1,600,000.00	1,335,989.03	0.00	264,010.97
1314	****	1,600,000.00	0.00	1,600,000.00	1,335,989.03	0.00	264,010.97
13	*****	1,600,000.00	0.00	1,600,000.00	1,335,989.03	0.00	264,010.97
<u>H 1516.0015-0-2930</u>	INT TRSFR 2015/16-GC	500,000.00	0.00	500,000.00	499,848.51	0.00	151.49
1516.0015	*	500,000.00	0.00	500,000.00	499,848.51	0.00	151.49
1516.00	**	500,000.00	0.00	500,000.00	499,848.51	0.00	151.49
1516.0	***	500,000.00	0.00	500,000.00	499,848.51	0.00	151.49
1516	****	500,000.00	0.00	500,000.00	499,848.51	0.00	151.49
15	*****	500,000.00	0.00	500,000.00	499,848.51	0.00	151.49
<u>H 1617.0015-0-2930</u>	INT TRSFR 2016/17-GC	550,000.00	-392,840.19	157,159.81	157,159.81	0.00	0.00
1617.0015	*	550,000.00	-392,840.19	157,159.81	157,159.81	0.00	0.00
1617.00	**	550,000.00	-392,840.19	157,159.81	157,159.81	0.00	0.00
<u>H 1617.0418-0-2009</u>	SOUTH OCEAN - INT TRSFR 2016/17 ROOF-CONSTRUCTION MANAGER	0.00	6,460.00	6,460.00	6,460.00	0.00	0.00
<u>H 1617.0418-0-2450</u>	SOUTH OCEAN - INT TRSFR 2016/17 ROOF-ARCHITECT	0.00	25,391.35	25,391.35	25,391.35	0.00	0.00
<u>H 1617.0418-0-2930</u>	SOUTH OCEAN - INT TRSFR 2016/17 ROOF-GC	0.00	149,000.00	149,000.00	149,000.00	0.00	0.00

PATCHOGUE-MEDFORD UFSD



Appropriation Status Detail Report By Function & Object From 7/1/1999 To 8/31/2024

Account	Description	Budget	Adjustments	Adj. Budget	Expensed	Encumbered	Available
1617.0418	*	0.00	180,851.35	180,851.35	180,851.35	0.00	0.00
1617.04	**	0.00	180,851.35	180,851.35	180,851.35	0.00	0.00
1617.0	***	550,000.00	-211,988.84	338,011.16	338,011.16	0.00	0.00
H 1617.9901-0-0000	INT TRSFR 2016/17 RETURN TO GENERAL FUND	0.00	211,988.84	211,988.84	211,988.84	0.00	0.00
1617.9901	*	0.00	211,988.84	211,988.84	211,988.84	0.00	0.00
1617.99	**	0.00	211,988.84	211,988.84	211,988.84	0.00	0.00
1617.9	***	0.00	211,988.84	211,988.84	211,988.84	0.00	0.00
1617	****	550,000.00	0.00	550,000.00	550,000.00	0.00	0.00
H 1622..2	CAPITAL OUTLAY - LEASES EQUIPMENT	224,791.24	0.00	224,791.24	224,791.24	0.00	0.00
1622..2	*	224,791.24	0.00	224,791.24	224,791.24	0.00	0.00
1622..2	**	224,791.24	0.00	224,791.24	224,791.24	0.00	0.00
1622..	***	224,791.24	0.00	224,791.24	224,791.24	0.00	0.00
1622	****	224,791.24	0.00	224,791.24	224,791.24	0.00	0.00
16	*****	774,791.24	0.00	774,791.24	774,791.24	0.00	0.00
H 1718.0015-0-2930	INT TRSFR 2017/18-GC	1,124,584.00	-1,124,584.00	0.00	0.00	0.00	0.00
1718.0015	*	1,124,584.00	-1,124,584.00	0.00	0.00	0.00	0.00
1718.00	**	1,124,584.00	-1,124,584.00	0.00	0.00	0.00	0.00
H 1718.0119-0-2009	BAY - INT TRSFR 2017/18 ADA-CONSTRUCTION MANAGER	0.00	10,727.57	10,727.57	10,727.57	0.00	0.00
H 1718.0119-0-2400	BAY - INT TRSFR 2017/18 ADA-ADMIN FEES	0.00	10,156.02	10,156.02	10,156.02	0.00	0.00
H 1718.0119-0-2450	BAY - INT TRSFR 2017/18 ADA-ARCHITECT	0.00	15,336.25	15,336.25	15,336.25	0.00	0.00
H 1718.0119-0-2930	BAY - INT TRSFR 2017/18 ADA-GC	0.00	262,510.76	262,510.76	262,510.76	0.00	0.00
1718.0119	*	0.00	298,730.60	298,730.60	298,730.60	0.00	0.00
1718.01	**	0.00	298,730.60	298,730.60	298,730.60	0.00	0.00
H 1718.0214-0-2009	MEDFORD - INT TRSFR 2017/18 ADA-CONSTRUCTION MANAGER	0.00	0.00	0.00	0.00	0.00	0.00
H 1718.0214-0-2930	MEDFORD - INT TRSFR 2017/18 ADA-GC	0.00	27,218.63	27,218.63	27,218.63	0.00	0.00
1718.0214	*	0.00	27,218.63	27,218.63	27,218.63	0.00	0.00
1718.02	**	0.00	27,218.63	27,218.63	27,218.63	0.00	0.00
H 1718.0311-0-2009	RIVER - INT TRSFR 2017/18 ADA-CONSTRUCTION MANAGER	0.00	692.94	692.94	692.94	0.00	0.00
H 1718.0311-0-2400	RIVER - INT TRSFR 2017/18 ADA-ADMIN FEES	0.00	2,974.88	2,974.88	2,974.88	0.00	0.00
H 1718.0311-0-2450	RIVER - INT TRSFR 2017/18 ADA-ARCHITECT	0.00	5,086.25	5,086.25	5,086.25	0.00	0.00

PATCHOGUE-MEDFORD UFSD

Appropriation Status Detail Report By Function & Object From 7/1/1999 To 8/31/2024



Account	Description	Budget	Adjustments	Adj. Budget	Expensed	Encumbered	Available
H 1718.0311-0-2930	RIVER - INT TRSFR 2017/18 ADA-GC	0.00	64,824.00	64,824.00	64,824.00	0.00	0.00
1718.0311	*	0.00	73,578.07	73,578.07	73,578.07	0.00	0.00
1718.03	**	0.00	73,578.07	73,578.07	73,578.07	0.00	0.00
H 1718.0523-0-2009	SAXTON - INT TRSFR 2017/18 ADA- CONSTRUCTION MANAGER	0.00	8,836.00	8,836.00	8,836.00	0.00	0.00
H 1718.0523-0-2400	SAXTON - INT TRSFR 2017/18 ADA-ADMIN COSTS	0.00	602.70	602.70	602.70	0.00	0.00
H 1718.0523-0-2930	SAXTON - INT TRSFR 2017/18 ADA-GC	0.00	163,260.60	163,260.60	163,260.60	0.00	0.00
1718.0523	*	0.00	172,699.30	172,699.30	172,699.30	0.00	0.00
1718.05	**	0.00	172,699.30	172,699.30	172,699.30	0.00	0.00
H 1718.0812-0-2009	BARTON - INT TRSFR 2017/18 ADA- CONSTRUCTION MANAGER	0.00	0.00	0.00	0.00	0.00	0.00
H 1718.0812-0-2450	BARTON - INT TRSFR 2017/18 ADA- ARCHITECT	0.00	4,793.20	4,793.20	4,793.20	0.00	0.00
H 1718.0812-0-2930	BARTON - INT TRSFR 2017/18 ADA-GC	0.00	186,048.00	186,048.00	186,048.00	0.00	0.00
1718.0812	*	0.00	190,841.20	190,841.20	190,841.20	0.00	0.00
1718.08	**	0.00	190,841.20	190,841.20	190,841.20	0.00	0.00
H 1718.0913-0-2009	OREGON - INT TRSFR 2017/18 ADA- CONSTRUCTION MANAGER	0.00	2,996.00	2,996.00	2,996.00	0.00	0.00
H 1718.0913-0-2400	OREGON - INT TRSFR 2017/18 ADA-ADMIN COSTS	0.00	522.73	522.73	522.73	0.00	0.00
H 1718.0913-0-2450	OREGON - INT TRSFR 2017/18 ADA- ARCHITECT	0.00	6,336.25	6,336.25	6,336.25	0.00	0.00
H 1718.0913-0-2930	OREGON - INT TRSFR 2017/18 ADA-GC	0.00	46,330.19	46,330.19	46,330.19	0.00	0.00
1718.0913	*	0.00	56,185.17	56,185.17	56,185.17	0.00	0.00
1718.09	**	0.00	56,185.17	56,185.17	56,185.17	0.00	0.00
1718.0	***	1,124,584.00	-305,331.03	819,252.97	819,252.97	0.00	0.00
H 1718.2009-0-1013	TREMONT - INT TRSFR 2017/18 ADA- CONSTRUCTION MANAGER	0.00	0.00	0.00	0.00	0.00	0.00
H 1718.2009-0-1114	EAGLE - INT TRSFR 2017/18 ADA- CONSTRUCTION MANAGER	0.00	0.00	0.00	0.00	0.00	0.00
H 1718.2009-0-1313	CANAAN - INT TRSFR 2017/18 ADA- CONSTRUCTION MANAGER	0.00	0.00	0.00	0.00	0.00	0.00
H 1718.2009-0-1521	HIGH SCHOOL - INT TRSFR 2017/18 ADA/EXCEL-CONSTRUCTION MANAGER	0.00	2,996.00	2,996.00	2,996.00	0.00	0.00
1718.2009	*	0.00	2,996.00	2,996.00	2,996.00	0.00	0.00

PATCHOGUE-MEDFORD UFSD



Appropriation Status Detail Report By Function & Object From 7/1/1999 To 8/31/2024

Account	Description	Budget	Adjustments	Adj. Budget	Expensed	Encumbered	Available
1718.20	**	0.00	2,996.00	2,996.00	2,996.00	0.00	0.00
<u>H 1718.2400-0-1013</u>	TREMONT - INT TRSFR 2017/18 ADA-ADMIN FEES	0.00	3,228.84	3,228.84	3,228.84	0.00	0.00
<u>H 1718.2400-0-1114</u>	EAGLE - INT TRSFR 2017/18 ADA-ADMIN FEES	0.00	0.00	0.00	0.00	0.00	0.00
<u>H 1718.2400-0-1313</u>	CANAAN - INT TRSFR 2017/18 ADA-ADMIN FEES	0.00	160.45	160.45	160.45	0.00	0.00
<u>H 1718.2400-0-1521</u>	HIGH SCHOOL - INT TRSFR 2017/18 ADA/EXCEL-ADMIN FEES	0.00	3,133.22	3,133.22	3,133.22	0.00	0.00
1718.2400	*	0.00	6,522.51	6,522.51	6,522.51	0.00	0.00
<u>H 1718.2450-0-1013</u>	TREMONT - INT TRSFR 2017/18 ADA-ARCHITECT	0.00	5,086.25	5,086.25	5,086.25	0.00	0.00
<u>H 1718.2450-0-1114</u>	EAGLE - INT TRSFR 2017/18 ADA-ARCHITECT	0.00	5,086.25	5,086.25	5,086.25	0.00	0.00
<u>H 1718.2450-0-1313</u>	CANAAN - INT TRSFR 2017/18 ADA-ARCHITECT	0.00	5,086.25	5,086.25	5,086.25	0.00	0.00
<u>H 1718.2450-0-1521</u>	HIGH SCHOOL - INT TRSFR 2017/18 ADA/EXCEL-ARCHITECT	0.00	6,286.25	6,286.25	6,286.25	0.00	0.00
1718.2450	*	0.00	21,545.00	21,545.00	21,545.00	0.00	0.00
1718.24	**	0.00	28,067.51	28,067.51	28,067.51	0.00	0.00
<u>H 1718.2930-0-1013</u>	TREMONT - INT TRSFR 2017/18 ADA-GC	0.00	67,402.00	67,402.00	67,402.00	0.00	0.00
<u>H 1718.2930-0-1114</u>	EAGLE - INT TRSFR 2017/18 ADA-GC	0.00	72,061.52	72,061.52	72,061.52	0.00	0.00
<u>H 1718.2930-0-1313</u>	CANAAN - INT TRSFR 2017/18 ADA-GC	0.00	67,402.00	67,402.00	67,402.00	0.00	0.00
<u>H 1718.2930-0-1521</u>	HIGH SCHOOL - INT TRSFR 2017/18 ADA/EXCEL-GC	0.00	67,402.00	67,402.00	67,402.00	0.00	0.00
1718.2930	*	0.00	274,267.52	274,267.52	274,267.52	0.00	0.00
1718.29	**	0.00	274,267.52	274,267.52	274,267.52	0.00	0.00
1718.2	***	0.00	305,331.03	305,331.03	305,331.03	0.00	0.00
1718	****	1,124,584.00	0.00	1,124,584.00	1,124,584.00	0.00	0.00
17	*****	1,124,584.00	0.00	1,124,584.00	1,124,584.00	0.00	0.00
<u>H 1819.0015-0-2930</u>	INT TRSFR 2018/19-NOT ALLOCATED TO PROJECTS YET	2,310,000.00	-2,310,000.00	0.00	0.00	0.00	0.00
1819.0015	*	2,310,000.00	-2,310,000.00	0.00	0.00	0.00	0.00
1819.00	**	2,310,000.00	-2,310,000.00	0.00	0.00	0.00	0.00
<u>H 1819.0119-0-2000</u>	BAY - INT TRSFR 2018/19 PLAYGROUNDS-EQUIPMENT	0.00	81,026.10	81,026.10	81,026.10	0.00	0.00
<u>H 1819.0119-0-2009</u>	BAY - INT TRSFR 2018/19 PLAYGROUNDS-CONSTRUCTION MANAGER	0.00	8,077.00	8,077.00	8,077.00	0.00	0.00

PATCHOGUE-MEDFORD UFSD

Appropriation Status Detail Report By Function & Object From 7/1/1999 To 8/31/2024



Account	Description	Budget	Adjustments	Adj. Budget	Expensed	Encumbered	Available
<u>H 1819.0119-0-2400</u>	BAY - INT TRSFR 2018/19 PLAYGROUNDS-ADMIN COSTS	20,000.00	-11,435.27	8,564.73	8,564.73	0.00	0.00
<u>H 1819.0119-0-2450</u>	BAY - INT TRSFR 2018/19 PLAYGROUNDS-ARCHITECT	0.00	10,594.59	10,594.59	10,594.59	0.00	0.00
<u>H 1819.0119-0-2930</u>	BAY - INT TRSFR 2018/19 PLAYGROUNDS-GC	0.00	194,000.00	194,000.00	194,000.00	0.00	0.00
1819.0119	*	20,000.00	282,262.42	302,262.42	302,262.42	0.00	0.00
1819.01	**	20,000.00	282,262.42	302,262.42	302,262.42	0.00	0.00
<u>H 1819.0214-0-2000</u>	MEDFORD - INT TRSFR 2018/19 PLAYGROUNDS-EQUIPMENT	0.00	80,342.10	80,342.10	80,342.10	0.00	0.00
<u>H 1819.0214-0-2009</u>	MEDFORD - INT TRSFR 2018/19 PLAYGROUNDS-CONSTRUCTION MANAGER	0.00	11,569.78	11,569.78	11,569.78	0.00	0.00
<u>H 1819.0214-0-2400</u>	MEDFORD - INT TRSFR 2018/19 PLAYGROUNDS-ADMIN COSTS	20,000.00	-8,200.27	11,799.73	11,799.73	0.00	0.00
<u>H 1819.0214-0-2450</u>	MEDFORD - INT TRSFR 2018/19 PLAYGROUNDS-ARCHITECT	0.00	28,054.26	28,054.26	28,054.26	0.00	0.00
<u>H 1819.0214-0-2930</u>	MEDFORD - INT TRSFR 2018/19 PLAYGROUNDS-GC	0.00	124,134.37	124,134.37	124,134.37	0.00	0.00
1819.0214	*	20,000.00	235,900.24	255,900.24	255,900.24	0.00	0.00
1819.02	**	20,000.00	235,900.24	255,900.24	255,900.24	0.00	0.00
<u>H 1819.0311-0-2000</u>	RIVER - INT TRSFR 2018/19 PLAYGROUNDS-EQUIPMENT	0.00	69,420.60	69,420.60	69,420.60	0.00	0.00
<u>H 1819.0311-0-2009</u>	RIVER - INT TRSFR 2018/19 PLAYGROUNDS-CONSTRUCTION MANAGER	0.00	8,344.00	8,344.00	8,344.00	0.00	0.00
<u>H 1819.0311-0-2400</u>	RIVER - INT TRSFR 2018/19 PLAYGROUNDS-ADMIN COSTS	20,000.00	-13,681.27	6,318.73	6,318.73	0.00	0.00
<u>H 1819.0311-0-2450</u>	RIVER - INT TRSFR 2018/19 PLAYGROUNDS-ARCHITECT	0.00	14,779.06	14,779.06	14,779.06	0.00	0.00
<u>H 1819.0311-0-2930</u>	RIVER - INT TRSFR 2018/19 PLAYGROUNDS-GC	0.00	202,260.00	202,260.00	202,260.00	0.00	0.00
1819.0311	*	20,000.00	281,122.39	301,122.39	301,122.39	0.00	0.00
1819.03	**	20,000.00	281,122.39	301,122.39	301,122.39	0.00	0.00
<u>H 1819.0812-0-2000</u>	BARTON - INT TRSFR 2018/19 PLAYGROUNDS-EQUIPMENT	0.00	80,746.20	80,746.20	80,746.20	0.00	0.00
<u>H 1819.0812-0-2009</u>	BARTON - INT TRSFR 2018/19 PLAYGROUNDS-CONSTRUCTION MANAGER	0.00	14,480.00	14,480.00	14,480.00	0.00	0.00

PATCHOGUE-MEDFORD UFSD



Appropriation Status Detail Report By Function & Object From 7/1/1999 To 8/31/2024

Account	Description	Budget	Adjustments	Adj. Budget	Expensed	Encumbered	Available
<u>H 1819.0812-0-2400</u>	BARTON - INT TRSFR 2018/19 PLAYGROUNDS-ADMIN COSTS	20,000.00	-8,692.27	11,307.73	11,307.73	0.00	0.00
<u>H 1819.0812-0-2450</u>	BARTON - INT TRSFR 2018/19 PLAYGROUNDS-ARCHITECT	0.00	28,321.80	28,321.80	28,321.80	0.00	0.00
<u>H 1819.0812-0-2930</u>	BARTON - INT TRSFR 2018/19 PLAYGROUNDS-GC	0.00	362,000.00	362,000.00	362,000.00	0.00	0.00
1819.0812	*	20,000.00	476,855.73	496,855.73	496,855.73	0.00	0.00
1819.08	**	20,000.00	476,855.73	496,855.73	496,855.73	0.00	0.00
1819.0	***	2,390,000.00	-1,033,859.22	1,356,140.78	1,356,140.78	0.00	0.00
<u>H 1819.2000-0-1013</u>	TREMONT - INT TRSFR 2018/19 PLAYGROUNDS-EQUIPMENT	0.00	98,471.70	98,471.70	98,471.70	0.00	0.00
<u>H 1819.2000-0-1114</u>	EAGLE - INT TRSFR 2018/19 PLAYGROUNDS -EQUIPMENT	0.00	62,154.90	62,154.90	62,154.90	0.00	0.00
<u>H 1819.2000-0-1313</u>	CANAAN - INT TRSFR 2018/19 PLAYGROUNDS-EQUIPMENT	0.00	80,997.30	80,997.30	80,997.30	0.00	0.00
1819.2000	*	0.00	241,623.90	241,623.90	241,623.90	0.00	0.00
<u>H 1819.2009-0-1013</u>	TREMONT - INT TRSFR 2018/19 PLAYGROUNDS-CONSTRUCTION MANAGER	0.00	13,984.00	13,984.00	13,984.00	0.00	0.00
<u>H 1819.2009-0-1114</u>	EAGLE - INT TRSFR 2018/19 PLAYGROUNDS -CONSTRUCTION MANAGER	0.00	11,032.00	11,032.00	11,032.00	0.00	0.00
<u>H 1819.2009-0-1313</u>	CANAAN - INT TRSFR 2018/19 PLAYGROUNDS-CONSTRUCTION MANAGER	0.00	12,957.00	12,957.00	12,957.00	0.00	0.00
1819.2009	*	0.00	37,973.00	37,973.00	37,973.00	0.00	0.00
1819.20	**	0.00	279,596.90	279,596.90	279,596.90	0.00	0.00
<u>H 1819.2400-0-1013</u>	TREMONT - INT TRSFR 2018/19 PLAYGROUNDS-ADMIN COSTS	20,000.00	-9,414.27	10,585.73	10,585.73	0.00	0.00
<u>H 1819.2400-0-1114</u>	EAGLE - INT TRSFR 2018/19 PLAYGROUNDS -ADMIN COSTS	20,000.00	-6,910.44	13,089.56	13,089.56	0.00	0.00
<u>H 1819.2400-0-1313</u>	CANAAN - INT TRSFR 2018/19 PLAYGROUNDS-ADMIN COSTS	20,000.00	-7,950.27	12,049.73	12,049.73	0.00	0.00
1819.2400	*	60,000.00	-24,274.98	35,725.02	35,725.02	0.00	0.00
<u>H 1819.2450-0-1013</u>	TREMONT - INT TRSFR 2018/19 PLAYGROUNDS-ARCHITECT	0.00	20,938.33	20,938.33	20,938.33	0.00	0.00
<u>H 1819.2450-0-1114</u>	EAGLE - INT TRSFR 2018/19 PLAYGROUNDS -ARCHITECT	0.00	13,822.56	13,822.56	13,822.56	0.00	0.00
<u>H 1819.2450-0-1313</u>	CANAAN - INT TRSFR 2018/19 PLAYGROUNDS-ARCHITECT	0.00	17,976.41	17,976.41	17,976.41	0.00	0.00

PATCHOGUE-MEDFORD UFSD

Appropriation Status Detail Report By Function & Object From 7/1/1999 To 8/31/2024



Account	Description	Budget	Adjustments	Adj. Budget	Expensed	Encumbered	Available
1819.2450	*	0.00	52,737.30	52,737.30	52,737.30	0.00	0.00
1819.24	**	60,000.00	28,462.32	88,462.32	88,462.32	0.00	0.00
H 1819.2930-0-1013	TREMONT - INT TRSFR 2018/19 PLAYGROUNDS-GC	0.00	274,700.00	274,700.00	274,700.00	0.00	0.00
H 1819.2930-0-1114	EAGLE - INT TRSFR 2018/19 PLAYGROUNDS -GC	0.00	200,900.00	200,900.00	200,900.00	0.00	0.00
H 1819.2930-0-1313	CANAAN - INT TRSFR 2018/19 PLAYGROUNDS-GC	0.00	250,200.00	250,200.00	250,200.00	0.00	0.00
1819.2930	*	0.00	725,800.00	725,800.00	725,800.00	0.00	0.00
1819.29	**	0.00	725,800.00	725,800.00	725,800.00	0.00	0.00
1819.2	***	60,000.00	1,033,859.22	1,093,859.22	1,093,859.22	0.00	0.00
1819	****	2,450,000.00	0.00	2,450,000.00	2,450,000.00	0.00	0.00
18	*****	2,450,000.00	0.00	2,450,000.00	2,450,000.00	0.00	0.00
H 1920.0000-0-0000	INT TRSFR 2019/20-NOT ALLOCATED TO PROJECTS YET	3,000,000.00	-3,000,000.00	0.00	0.00	0.00	0.00
1920.0000	*	3,000,000.00	-3,000,000.00	0.00	0.00	0.00	0.00
1920.00	**	3,000,000.00	-3,000,000.00	0.00	0.00	0.00	0.00
1920.0	***	3,000,000.00	-3,000,000.00	0.00	0.00	0.00	0.00
H 1920.2000-0-0499	INT TRSFR 2019/2020 - SOUTH OCEAN ELECTRONIC SIGN ALLOCATION	0.00	31,592.00	31,592.00	31,592.00	0.00	0.00
1920.2000	*	0.00	31,592.00	31,592.00	31,592.00	0.00	0.00
H 1920.2009-0-0419	INT TRSFR 2019/2020 - SO UNIVENT - CONSTRUCTION MANAGER	0.00	90,000.00	90,000.00	50,621.06	4,999.94	34,379.00
H 1920.2009-0-1523	INT TRSFR 2019/2020 - HIGH SCHOOL CTE MODIFICATIONS - CONSTRUCTION MANAGER	0.00	19,000.00	19,000.00	18,243.55	0.00	756.45
1920.2009	*	0.00	109,000.00	109,000.00	68,864.61	4,999.94	35,135.45
1920.20	**	0.00	140,592.00	140,592.00	100,456.61	4,999.94	35,135.45
H 1920.2400-0-0419	INT TRSFR 2019/2020 - SO UNIVENT - ADMIN COSTS	0.00	75,000.00	75,000.00	62,226.36	0.00	12,773.64
H 1920.2400-0-1523	INT TRSFR 2019/2020 - HIGH SCHOOL CTE MODIFICATIONS - ADMIN COSTS	0.00	25,000.00	25,000.00	11,879.02	0.00	13,120.98
1920.2400	*	0.00	100,000.00	100,000.00	74,105.38	0.00	25,894.62
H 1920.2450-0-0419	INT TRSFR 2019/2020 - SO UNIVENT - ARCHITECT FEES	0.00	115,000.00	115,000.00	66,685.07	28,064.93	20,250.00
H 1920.2450-0-1523	INT TRSFR 2019/2020 - HIGH SCHOOL CTE MODIFICATIONS - ARCHITECT FEES	0.00	28,000.00	28,000.00	22,911.61	0.00	5,088.39

PATCHOGUE-MEDFORD UFSD

Appropriation Status Detail Report By Function & Object From 7/1/1999 To 8/31/2024



Account	Description	Budget	Adjustments	Adj. Budget	Expensed	Encumbered	Available
<u>H 1920.2450-0-1525</u>	INT TRSFR 2019/2020 - HIGH SCHOOL CTE MODIFICATIONS ART ROOMS- ARCHITECT FEES	0.00	10,000.00	10,000.00	0.00	0.00	10,000.00
1920.2450	*	0.00	153,000.00	153,000.00	89,596.68	28,064.93	35,338.39
1920.24	**	0.00	253,000.00	253,000.00	163,702.06	28,064.93	61,233.01
<u>H 1920.2930-0-0419</u>	INT TRSFR 2019/2020 - SO UNIVENT - GC	0.00	1,988,533.02	1,988,533.02	824,053.71	313,946.29	850,533.02
<u>H 1920.2930-0-1523</u>	INT TRSFR 2019/2020 - HIGH SCHOOL CTE MODIFICATIONS - GC	0.00	360,000.00	360,000.00	347,474.86	0.00	12,525.14
<u>H 1920.2930-0-1525</u>	INT TRSFR 2019/2020 - HIGH SCHOOL CTE MODIFICATIONS - ART ROOMS - GC	0.00	100,000.00	100,000.00	95,781.19	0.00	4,218.81
<u>H 1920.2930-0-1599</u>	INT TRSFR 2019/2020 - HIGH SCHOOL WEIGHT ROOM ALLOCATION	0.00	157,874.98	157,874.98	157,874.98	0.00	0.00
1920.2930	*	0.00	2,606,408.00	2,606,408.00	1,425,184.74	313,946.29	867,276.97
1920.29	**	0.00	2,606,408.00	2,606,408.00	1,425,184.74	313,946.29	867,276.97
1920.2	***	0.00	3,000,000.00	3,000,000.00	1,689,343.41	347,011.16	963,645.43
1920	****	3,000,000.00	0.00	3,000,000.00	1,689,343.41	347,011.16	963,645.43
<u>H 1999.0090-0-2000</u>	LIBRARY COMPUTER EQUIPMENT	0.00	390,082.58	390,082.58	390,082.58	0.00	0.00
1999.0090	*	0.00	390,082.58	390,082.58	390,082.58	0.00	0.00
1999.00	**	0.00	390,082.58	390,082.58	390,082.58	0.00	0.00
1999.0	***	0.00	390,082.58	390,082.58	390,082.58	0.00	0.00
1999	****	0.00	390,082.58	390,082.58	390,082.58	0.00	0.00
19	*****	3,000,000.00	390,082.58	3,390,082.58	2,079,425.99	347,011.16	963,645.43
1	*****	9,449,375.24	390,082.58	9,839,457.82	8,264,638.77	347,011.16	1,227,807.89
<u>H 2021.0000-0-0000</u>	INT TRSFR 2021/2022-NOT ALLOCATED TO PROJECTS YET (750 CTE, 100 Solar, 100 Security)	200,000.00	-200,000.00	0.00	0.00	0.00	0.00
2021.0000	*	200,000.00	-200,000.00	0.00	0.00	0.00	0.00
2021.00	**	200,000.00	-200,000.00	0.00	0.00	0.00	0.00
2021.0	***	200,000.00	-200,000.00	0.00	0.00	0.00	0.00
<u>H 2021.2009-0-1525</u>	INT TRSFR 2021/2022 - HIGH SCHOOL CTE MODIFICATIONS - ART ROOMS- CONSTRUCTION MANAGER	25,000.00	12,740.00	37,740.00	37,385.22	354.78	0.00
2021.2009	*	25,000.00	12,740.00	37,740.00	37,385.22	354.78	0.00
2021.20	**	25,000.00	12,740.00	37,740.00	37,385.22	354.78	0.00
<u>H 2021.2400-0-1525</u>	INT TRSFR 2021/2022 - HIGH SCHOOL CTE MODIFICATIONS - ART ROOMS - ADMIN COSTS	25,000.00	-25,000.00	0.00	0.00	0.00	0.00

PATCHOGUE-MEDFORD UFSD



Appropriation Status Detail Report By Function & Object From 7/1/1999 To 8/31/2024

Account	Description	Budget	Adjustments	Adj. Budget	Expensed	Encumbered	Available
2021.2400	*	25,000.00	-25,000.00	0.00	0.00	0.00	0.00
<u>H 2021.2450-0-1525</u>	INT TRSFR 2021/2022 - HIGH SCHOOL CTE MODIFICATIONS - ART ROOMS- ARCHITECT FEES	50,000.00	-14,790.00	35,210.00	33,955.86	1,249.40	4.74
2021.2450	*	50,000.00	-14,790.00	35,210.00	33,955.86	1,249.40	4.74
2021.24	**	75,000.00	-39,790.00	35,210.00	33,955.86	1,249.40	4.74
<u>H 2021.2930-0-1525</u>	INT TRSFR 2021/2022 - HIGH SCHOOL CTE MODIFICATIONS - ART ROOMS - GC	650,000.00	27,050.00	677,050.00	677,049.12	0.00	0.88
2021.2930	*	650,000.00	27,050.00	677,050.00	677,049.12	0.00	0.88
2021.29	**	650,000.00	27,050.00	677,050.00	677,049.12	0.00	0.88
2021.2	***	750,000.00	0.00	750,000.00	748,390.20	1,604.18	5.62
<u>H 2021.4000-0-SOL</u>	INT TRSFR 2021/2022-SOLAR INITIATIVES - CONTRACTUAL	0.00	100,000.00	100,000.00	0.00	0.00	100,000.00
2021.4000	*	0.00	100,000.00	100,000.00	0.00	0.00	100,000.00
2021.40	**	0.00	100,000.00	100,000.00	0.00	0.00	100,000.00
<u>H 2021.4500-0-SEC</u>	INT TRSFR 2021/2022-SECURITY UPGRADES - SUPPLIES AND MATERIALS	0.00	100,000.00	100,000.00	72,110.29	2,012.54	25,877.17
2021.4500	*	0.00	100,000.00	100,000.00	72,110.29	2,012.54	25,877.17
2021.45	**	0.00	100,000.00	100,000.00	72,110.29	2,012.54	25,877.17
2021.4	***	0.00	200,000.00	200,000.00	72,110.29	2,012.54	125,877.17
2021	****	950,000.00	0.00	950,000.00	820,500.49	3,616.72	125,882.79
20	*****	950,000.00	0.00	950,000.00	820,500.49	3,616.72	125,882.79
<u>H 2223.2009-0-1526</u>	INT TRSFR 2022/2023 - HIGH SCHOOL CTE COSMETOLOGY - CONSTRUCTION MANAGER	75,000.00	0.00	75,000.00	70,149.18	1,350.82	3,500.00
2223.2009	*	75,000.00	0.00	75,000.00	70,149.18	1,350.82	3,500.00
2223.20	**	75,000.00	0.00	75,000.00	70,149.18	1,350.82	3,500.00
<u>H 2223.2400-0-1526</u>	INT TRSFR 2022/2023 - HIGH SCHOOL CTE COSMETOLOGY - ADMIN COSTS	10,000.00	-5,000.00	5,000.00	1,708.10	0.00	3,291.90
2223.2400	*	10,000.00	-5,000.00	5,000.00	1,708.10	0.00	3,291.90
<u>H 2223.2450-0-1526</u>	INT TRSFR 2022/2023 - HIGH SCHOOL CTE COSMETOLOGY - ARCHITECT FEES	75,000.00	0.00	75,000.00	70,687.86	3,812.14	500.00
2223.2450	*	75,000.00	0.00	75,000.00	70,687.86	3,812.14	500.00
2223.24	**	85,000.00	-5,000.00	80,000.00	72,395.96	3,812.14	3,791.90
<u>H 2223.2930-0-1526</u>	INT TRSFR 2022/2023 - HIGH SCHOOL CTE COSMETOLOGY - GC	1,340,000.00	5,000.00	1,345,000.00	1,278,853.90	18,155.00	47,991.10
2223.2930	*	1,340,000.00	5,000.00	1,345,000.00	1,278,853.90	18,155.00	47,991.10

PATCHOGUE-MEDFORD UFSD



Appropriation Status Detail Report By Function & Object From 7/1/1999 To 8/31/2024

Account	Description		Budget	Adjustments	Adj. Budget	Expensed	Encumbered	Available
2223.29		**	1,340,000.00	5,000.00	1,345,000.00	1,278,853.90	18,155.00	47,991.10
2223.2		***	1,500,000.00	0.00	1,500,000.00	1,421,399.04	23,317.96	55,283.00
2223		****	1,500,000.00	0.00	1,500,000.00	1,421,399.04	23,317.96	55,283.00
22		*****	1,500,000.00	0.00	1,500,000.00	1,421,399.04	23,317.96	55,283.00
H 2324.0000-0-0000	INT TRSFR 2023/24 - UNALLOCATED		1,120,038.00	-104,000.00	1,016,038.00	0.00	0.00	1,016,038.00
2324.0000		*	1,120,038.00	-104,000.00	1,016,038.00	0.00	0.00	1,016,038.00
2324.00		**	1,120,038.00	-104,000.00	1,016,038.00	0.00	0.00	1,016,038.00
H 2324.0120-0-0000	INTERFUND TRANSFER 2023/24 - BAY ELEMENTARY ADDITION - UNALLOCATED		200,000.00	0.00	200,000.00	0.00	0.00	200,000.00
H 2324.0120-0-2400	INTERFUND TRANSFER 2023/24 - BAY ELEMENTARY ADDITION - ADMIN COSTS		129,962.00	0.00	129,962.00	59,451.60	33,682.00	36,828.40
2324.0120		*	329,962.00	0.00	329,962.00	59,451.60	33,682.00	236,828.40
2324.01		**	329,962.00	0.00	329,962.00	59,451.60	33,682.00	236,828.40
H 2324.0916-0-2009	OREGON - INT TRSFR 2023/24 - CONSTRUCTION MANAGER		0.00	44,000.00	44,000.00	0.00	44,000.00	0.00
H 2324.0916-0-2400	OREGON - INT TRSFR 2023/24 - ADMIN COSTS		50,000.00	0.00	50,000.00	10,800.00	0.00	39,200.00
H 2324.0916-0-2450	OREGON - INT TRSFR 2023/24 - ARCHITECT		0.00	60,000.00	60,000.00	29,242.62	30,757.38	0.00
2324.0916		*	50,000.00	104,000.00	154,000.00	40,042.62	74,757.38	39,200.00
2324.09		**	50,000.00	104,000.00	154,000.00	40,042.62	74,757.38	39,200.00
2324.0		***	1,500,000.00	0.00	1,500,000.00	99,494.22	108,439.38	1,292,066.40
2324		****	1,500,000.00	0.00	1,500,000.00	99,494.22	108,439.38	1,292,066.40
23		*****	1,500,000.00	0.00	1,500,000.00	99,494.22	108,439.38	1,292,066.40
H 2425.0000-0-0000	INTERFUND TRANSFER 2024/25 - UNALLOCATED		1,320,000.00	-172,000.00	1,148,000.00	0.00	0.00	1,148,000.00
2425.0000		*	1,320,000.00	-172,000.00	1,148,000.00	0.00	0.00	1,148,000.00
2425.00		**	1,320,000.00	-172,000.00	1,148,000.00	0.00	0.00	1,148,000.00
H 2425.0199-0-2930	INTERFUND TRANSFER 2024/25 - BAY ELEMENTARY BOILER - GC		180,000.00	0.00	180,000.00	129,651.67	45,848.33	4,500.00
2425.0199		*	180,000.00	0.00	180,000.00	129,651.67	45,848.33	4,500.00
2425.01		**	180,000.00	0.00	180,000.00	129,651.67	45,848.33	4,500.00
H 2425.0399-0-2000	INTERFUND TRANSFER 2024/25 - RIVER - EQUIPMENT		0.00	5,000.00	5,000.00	0.00	0.00	5,000.00
2425.0399		*	0.00	5,000.00	5,000.00	0.00	0.00	5,000.00
2425.03		**	0.00	5,000.00	5,000.00	0.00	0.00	5,000.00
H 2425.0499-0-2930	INTERFUND TRANSFER 2024/25 - SOUTH		0.00	55,000.00	55,000.00	0.00	55,000.00	0.00

PATCHOGUE-MEDFORD UFSD



Appropriation Status Detail Report By Function & Object From 7/1/1999 To 8/31/2024

Account	Description	Budget	Adjustments	Adj. Budget	Expensed	Encumbered	Available
	OCEAN (FRONT ROOFS) - GC						
2425.0499	*	0.00	55,000.00	55,000.00	0.00	55,000.00	0.00
2425.04	**	0.00	55,000.00	55,000.00	0.00	55,000.00	0.00
H 2425.0599-0-2000	INTERFUND TRANSFER 2024/25 - SAXTON - EQUIPMENT	0.00	10,000.00	10,000.00	0.00	0.00	10,000.00
2425.0599	*	0.00	10,000.00	10,000.00	0.00	0.00	10,000.00
2425.05	**	0.00	10,000.00	10,000.00	0.00	0.00	10,000.00
2425.0	***	1,500,000.00	-102,000.00	1,398,000.00	129,651.67	100,848.33	1,167,500.00
H 2425.2930-0-1599	INTERFUND TRANSFER 2024/25 - HIGH SCHOOL - GC	0.00	67,000.00	67,000.00	0.00	67,000.00	0.00
2425.2930	*	0.00	67,000.00	67,000.00	0.00	67,000.00	0.00
2425.29	**	0.00	67,000.00	67,000.00	0.00	67,000.00	0.00
2425.2	***	0.00	67,000.00	67,000.00	0.00	67,000.00	0.00
H 2425.7999-0-2930	INTERFUND TRANSFER 2024/25 - DISTRICTWIDE - GC	0.00	35,000.00	35,000.00	0.00	0.00	35,000.00
2425.7999	*	0.00	35,000.00	35,000.00	0.00	0.00	35,000.00
2425.79	**	0.00	35,000.00	35,000.00	0.00	0.00	35,000.00
2425.7	***	0.00	35,000.00	35,000.00	0.00	0.00	35,000.00
2425	****	1,500,000.00	0.00	1,500,000.00	129,651.67	167,848.33	1,202,500.00
24	*****	1,500,000.00	0.00	1,500,000.00	129,651.67	167,848.33	1,202,500.00
2	*****	5,450,000.00	0.00	5,450,000.00	2,471,045.42	303,222.39	2,675,732.19
H 7999.0005-0-2000	TELECOMM D/W FURN & EQUIP	796,668.51	39,554.00	836,222.51	836,222.51	0.00	0.00
H 7999.0005-0-2400	TELECOMM D/W SURVEY	44,000.00	-23,000.00	21,000.00	21,000.00	0.00	0.00
H 7999.0005-0-2460	TELECOMM D/W SURVEY AND ENGINEERING	0.00	0.00	0.00	0.00	0.00	0.00
7999.0005	*	840,668.51	16,554.00	857,222.51	857,222.51	0.00	0.00
7999.00	**	840,668.51	16,554.00	857,222.51	857,222.51	0.00	0.00
7999.0	***	840,668.51	16,554.00	857,222.51	857,222.51	0.00	0.00
7999	****	840,668.51	16,554.00	857,222.51	857,222.51	0.00	0.00
79	*****	840,668.51	16,554.00	857,222.51	857,222.51	0.00	0.00
7	*****	840,668.51	16,554.00	857,222.51	857,222.51	0.00	0.00
H 8888.0001-0-2400	DISTRICT WIDE WINDOWS-SURVEY	0.00	0.00	0.00	0.00	0.00	0.00
H 8888.0001-0-2450	DISTRICT WIDE WINDOWS - ARCHITECT	0.00	0.00	0.00	0.00	0.00	0.00
H 8888.0001-0-2460	DISTRICT WIDE WINDOW	0.00	0.00	0.00	0.00	0.00	0.00
8888.0001	*	0.00	0.00	0.00	0.00	0.00	0.00

PATCHOGUE-MEDFORD UFSD

Appropriation Status Detail Report By Function & Object From 7/1/1999 To 8/31/2024



Account	Description		Budget	Adjustments	Adj. Budget	Expensed	Encumbered	Available
8888.00		**	0.00	0.00	0.00	0.00	0.00	0.00
8888.0		***	0.00	0.00	0.00	0.00	0.00	0.00
8888		****	0.00	0.00	0.00	0.00	0.00	0.00
88		*****	0.00	0.00	0.00	0.00	0.00	0.00
8		*****	0.00	0.00	0.00	0.00	0.00	0.00
H 9901.9	TRANSFER TO GENERAL FUND		243,455.00	0.00	243,455.00	92,613.03	0.00	150,841.97
9901.9		*	243,455.00	0.00	243,455.00	92,613.03	0.00	150,841.97
9901.9		**	243,455.00	0.00	243,455.00	92,613.03	0.00	150,841.97
H 9901.96	INTERFUND TRANSFER TO DEBT SVC FUND		548,589.75	2,000,000.00	2,548,589.75	2,794,429.75	0.00	-245,840.00
9901.96		*	548,589.75	2,000,000.00	2,548,589.75	2,794,429.75	0.00	-245,840.00
9901.96		**	548,589.75	2,000,000.00	2,548,589.75	2,794,429.75	0.00	-245,840.00
9901.9		***	792,044.75	2,000,000.00	2,792,044.75	2,887,042.78	0.00	-94,998.03
9901		****	792,044.75	2,000,000.00	2,792,044.75	2,887,042.78	0.00	-94,998.03
H 9999.0005-0-4010	P/Y BAY AVE G.C.		0.00	0.00	0.00	13,701.00	0.00	-13,701.00
9999.0005		*	0.00	0.00	0.00	13,701.00	0.00	-13,701.00
9999.00		**	0.00	0.00	0.00	13,701.00	0.00	-13,701.00
9999.0		***	0.00	0.00	0.00	13,701.00	0.00	-13,701.00
H 9999.9999-9-9999	REMAINING BALANCE		14,529,635.87	-14,529,635.87	0.00	0.00	0.00	0.00
9999.9999		*	14,529,635.87	-14,529,635.87	0.00	0.00	0.00	0.00
9999.99		**	14,529,635.87	-14,529,635.87	0.00	0.00	0.00	0.00
9999.9		***	14,529,635.87	-14,529,635.87	0.00	0.00	0.00	0.00
9999		****	14,529,635.87	-14,529,635.87	0.00	13,701.00	0.00	-13,701.00
99		*****	15,321,680.62	-12,529,635.87	2,792,044.75	2,900,743.78	0.00	-108,699.03
9		*****	15,321,680.62	-12,529,635.87	2,792,044.75	2,900,743.78	0.00	-108,699.03
H CR01.0018-0-2009	CAP RES 2015 - BAY ROOF-CNST MGR		13,600.00	-8,581.40	5,018.60	5,018.60	0.00	0.00
H CR01.0018-0-2450	CAP RES 2015 - BAY ROOF-ARCHITECT		17,800.00	2,100.00	19,900.00	18,819.33	0.00	1,080.67
H CR01.0018-0-2930	CAP RES 2015 - BAY ROOF-GC		334,165.00	-210,689.00	123,476.00	123,476.00	0.00	0.00
CR01.0018		*	365,565.00	-217,170.40	148,394.60	147,313.93	0.00	1,080.67
CR01.00		**	365,565.00	-217,170.40	148,394.60	147,313.93	0.00	1,080.67
CR01.0		***	365,565.00	-217,170.40	148,394.60	147,313.93	0.00	1,080.67
CR01		****	365,565.00	-217,170.40	148,394.60	147,313.93	0.00	1,080.67
H CR02.0012-0-2009	CAP RES 2015 - MEDFORD WIND-CNST MGR		18,600.00	-1,661.60	16,938.40	16,938.40	0.00	0.00

PATCHOGUE-MEDFORD UFSD

Appropriation Status Detail Report By Function & Object From 7/1/1999 To 8/31/2024



Account	Description	Budget	Adjustments	Adj. Budget	Expensed	Encumbered	Available
<u>H CR02.0012-0-2450</u>	CAP RES 2015 - MEDFORD WIND - ARCHITECT	25,400.00	2,700.00	28,100.00	25,345.69	0.00	2,754.31
<u>H CR02.0012-0-2930</u>	CAP RES 2015 - MEDFORD WINDOWS-GC	467,752.00	-66,728.25	401,023.75	401,023.75	0.00	0.00
CR02.0012	*	511,752.00	-65,689.85	446,062.15	443,307.84	0.00	2,754.31
<u>H CR02.0013-0-2009</u>	CAP RES 2015 - MEDFORD ROOF-CNST MGR	18,600.00	-10,945.48	7,654.52	7,654.52	0.00	0.00
<u>H CR02.0013-0-2450</u>	CAP RES 2015 - MEDFORD ROOF-ARCHITECT	25,400.00	2,700.00	28,100.00	26,019.33	0.00	2,080.67
<u>H CR02.0013-0-2930</u>	CAP RES 2015 - MEDFORD ROOF-GC	467,752.00	-293,073.00	174,679.00	174,679.00	0.00	0.00
CR02.0013	*	511,752.00	-301,318.48	210,433.52	208,352.85	0.00	2,080.67
CR02.00	**	1,023,504.00	-367,008.33	656,495.67	651,660.69	0.00	4,834.98
CR02.0	***	1,023,504.00	-367,008.33	656,495.67	651,660.69	0.00	4,834.98
CR02	****	1,023,504.00	-367,008.33	656,495.67	651,660.69	0.00	4,834.98
<u>H CR03.0010-0-2009</u>	CAP RES 2015 - RIVER ROOF-CNST MGR	0.00	4,620.00	4,620.00	4,620.00	0.00	0.00
<u>H CR03.0010-0-2450</u>	CAP RES 2015 - RIVER ROOF-ARCHITECT	0.00	17,249.66	17,249.66	16,610.62	0.00	639.04
<u>H CR03.0010-0-2930</u>	CAP RES 2015 - RIVER ROOF-GC	0.00	108,000.00	108,000.00	108,000.00	0.00	0.00
CR03.0010	*	0.00	129,869.66	129,869.66	129,230.62	0.00	639.04
CR03.00	**	0.00	129,869.66	129,869.66	129,230.62	0.00	639.04
CR03.0	***	0.00	129,869.66	129,869.66	129,230.62	0.00	639.04
CR03	****	0.00	129,869.66	129,869.66	129,230.62	0.00	639.04
<u>H CR04.0018-0-2009</u>	CAP RES 2015 - SOUTH OCEAN LOCKERS-CNST MGR (ROOF IS INT TRSFR)	0.00	0.00	0.00	0.00	0.00	0.00
<u>H CR04.0018-0-2450</u>	CAP RES 2015 - SOUTH OCEAN LOCKER-ARCHITECT (ROOF IS INT TRSFR)	0.00	14,874.66	14,874.66	13,969.91	0.00	904.75
<u>H CR04.0018-0-2930</u>	CAP RES 2015 - SOUTH OCEAN LOCKERS-GC (ROOF IS INT TRSFR)	0.00	130,670.00	130,670.00	130,670.00	0.00	0.00
CR04.0018	*	0.00	145,544.66	145,544.66	144,639.91	0.00	904.75
CR04.00	**	0.00	145,544.66	145,544.66	144,639.91	0.00	904.75
CR04.0	***	0.00	145,544.66	145,544.66	144,639.91	0.00	904.75
CR04	****	0.00	145,544.66	145,544.66	144,639.91	0.00	904.75
<u>H CR05.0021-0-2009</u>	CAP RES 2015 - SAXTON ROOF-CNST MGR	38,700.00	-21,948.00	16,752.00	16,752.00	0.00	0.00
<u>H CR05.0021-0-2450</u>	CAP RES 2015 - SAXTON ROOF-ARCHITECT	55,600.00	4,150.00	59,750.00	54,669.33	0.00	5,080.67
<u>H CR05.0021-0-2930</u>	CAP RES 2015 - SAXTON ROOF-GC	1,003,382.00	-609,633.50	393,748.50	393,748.50	0.00	0.00
CR05.0021	*	1,097,682.00	-627,431.50	470,250.50	465,169.83	0.00	5,080.67
<u>H CR05.0022-0-2009</u>	CAP RES 2015 - SAXTON LOCKERS-CNST MGR	0.00	0.00	0.00	0.00	0.00	0.00

PATCHOGUE-MEDFORD UFSD



Appropriation Status Detail Report By Function & Object From 7/1/1999 To 8/31/2024

Account	Description	Budget	Adjustments	Adj. Budget	Expensed	Encumbered	Available
<u>H CR05.0022-0-2450</u>	CAP RES 2015 - SAXTON LOCKERS-ARCHITECT	0.00	16,750.00	16,750.00	15,841.49	0.00	908.51
<u>H CR05.0022-0-2930</u>	CAP RES 2015 - SAXTON LOCKERS-GC	0.00	184,340.00	184,340.00	184,340.00	0.00	0.00
CR05.0022	*	0.00	201,090.00	201,090.00	200,181.49	0.00	908.51
CR05.00	**	1,097,682.00	-426,341.50	671,340.50	665,351.32	0.00	5,989.18
CR05.0	***	1,097,682.00	-426,341.50	671,340.50	665,351.32	0.00	5,989.18
CR05	****	1,097,682.00	-426,341.50	671,340.50	665,351.32	0.00	5,989.18
<u>H CR08.0011-0-2009</u>	CAP RES 2015 - BARTON ROOF-CNST MGR	23,000.00	-14,141.00	8,859.00	8,859.00	0.00	0.00
<u>H CR08.0011-0-2450</u>	CAP RES 2015 - BARTON ROOF-ARCHITECT	32,000.00	3,350.00	35,350.00	32,269.32	0.00	3,080.68
<u>H CR08.0011-0-2930</u>	CAP RES 2015 - BARTON ROOF-GC	584,714.00	-382,678.00	202,036.00	202,036.00	0.00	0.00
CR08.0011	*	639,714.00	-393,469.00	246,245.00	243,164.32	0.00	3,080.68
CR08.00	**	639,714.00	-393,469.00	246,245.00	243,164.32	0.00	3,080.68
CR08.0	***	639,714.00	-393,469.00	246,245.00	243,164.32	0.00	3,080.68
CR08	****	639,714.00	-393,469.00	246,245.00	243,164.32	0.00	3,080.68
<u>H CR10.0012-0-2009</u>	CAP RES 2015 - TREMONT ROOF-CNST MGR	26,200.00	-14,819.12	11,380.88	11,380.88	0.00	0.00
<u>H CR10.0012-0-2450</u>	CAP RES 2015 - TREMONT ROOF-ARCHITECT	36,700.00	3,150.00	39,850.00	36,769.33	0.00	3,080.67
<u>H CR10.0012-0-2930</u>	CAP RES 2015 - TREMONT ROOF-GC	668,231.00	-400,736.00	267,495.00	267,495.00	0.00	0.00
CR10.0012	*	731,131.00	-412,405.12	318,725.88	315,645.21	0.00	3,080.67
CR10.00	**	731,131.00	-412,405.12	318,725.88	315,645.21	0.00	3,080.67
CR10.0	***	731,131.00	-412,405.12	318,725.88	315,645.21	0.00	3,080.67
CR10	****	731,131.00	-412,405.12	318,725.88	315,645.21	0.00	3,080.67
<u>H CR11.0013-0-2009</u>	CAP RES 2015 - EAGLE ROOF-CNST MGR	21,400.00	-12,284.84	9,115.16	9,115.16	0.00	0.00
<u>H CR11.0013-0-2450</u>	CAP RES 2015 - EAGLE ROOF-ARCHITECT	29,700.00	3,420.00	33,120.00	30,039.34	0.00	3,080.66
<u>H CR11.0013-0-2930</u>	CAP RES 2015 - EAGLE ROOF-GC	542,906.00	-332,005.50	210,900.50	210,900.50	0.00	0.00
CR11.0013	*	594,006.00	-340,870.34	253,135.66	250,055.00	0.00	3,080.66
CR11.00	**	594,006.00	-340,870.34	253,135.66	250,055.00	0.00	3,080.66
CR11.0	***	594,006.00	-340,870.34	253,135.66	250,055.00	0.00	3,080.66
CR11	****	594,006.00	-340,870.34	253,135.66	250,055.00	0.00	3,080.66
<u>H CR13.0012-0-2009</u>	CAP RES 2015 - CANAAN ROOF-CNST MGR	19,900.00	-11,629.43	8,270.57	8,270.57	0.00	0.00
<u>H CR13.0012-0-2450</u>	CAP RES 2015 - CANAAN ROOF-ARCHITECT	27,300.00	2,600.00	29,900.00	27,819.34	0.00	2,080.66
<u>H CR13.0012-0-2930</u>	CAP RES 2015 - CANAAN ROOF-GC	501,198.00	-300,126.00	201,072.00	201,072.00	0.00	0.00
CR13.0012	*	548,398.00	-309,155.43	239,242.57	237,161.91	0.00	2,080.66

PATCHOGUE-MEDFORD UFSD

Appropriation Status Detail Report By Function & Object From 7/1/1999 To 8/31/2024



Account	Description		Budget	Adjustments	Adj. Budget	Expensed	Encumbered	Available
CR13.00		**	548,398.00	-309,155.43	239,242.57	237,161.91	0.00	2,080.66
CR13.0		***	548,398.00	-309,155.43	239,242.57	237,161.91	0.00	2,080.66
CR13		****	548,398.00	-309,155.43	239,242.57	237,161.91	0.00	2,080.66
<u>H CR15.0020-0-2009</u>	CAP RES 2015 - HS ROOF AND TENNIS COURTS-CNST MGR		0.00	53,096.48	53,096.48	53,096.48	0.00	0.00
<u>H CR15.0020-0-2400</u>	CAP RES 2015 - HS ROOF AND TENNIS COURTS-ADMIN COSTS		0.00	0.00	0.00	0.00	0.00	0.00
<u>H CR15.0020-0-2450</u>	CAP RES 2015 - HS ROOF AND TENNIS COURTS-ARCHITECT		0.00	120,149.66	120,149.66	119,111.58	0.00	1,038.08
<u>H CR15.0020-0-2930</u>	CAP RES 2015 - HS ROOF AND TENNIS COURTS-GC		0.00	1,282,002.00	1,282,002.00	1,282,002.00	0.00	0.00
CR15.0020		*	0.00	1,455,248.14	1,455,248.14	1,454,210.06	0.00	1,038.08
CR15.00		**	0.00	1,455,248.14	1,455,248.14	1,454,210.06	0.00	1,038.08
CR15.0		***	0.00	1,455,248.14	1,455,248.14	1,454,210.06	0.00	1,038.08
CR15		****	0.00	1,455,248.14	1,455,248.14	1,454,210.06	0.00	1,038.08
<u>H CR18.0000-0-0000</u>	CAP RESERVE 2018 - UNALLOCATED - TRANSFER BACK TO GF RESERVE		4,300,000.00	-3,508,540.34	791,459.66	791,459.66	0.00	0.00
<u>H CR18.0000-0-0001</u>	CAP RESERVE 2018 - UNALLOCATED- PROJECTS APPROVED 5-21-2019		0.00	539,576.92	539,576.92	0.00	0.00	539,576.92
CR18.0000		*	4,300,000.00	-2,968,963.42	1,331,036.58	791,459.66	0.00	539,576.92
CR18.00		**	4,300,000.00	-2,968,963.42	1,331,036.58	791,459.66	0.00	539,576.92
<u>H CR18.0119-0-2009</u>	BAY - CAP RESERVE 2018 - ADA- CONSTRUCTION MANAGER		0.00	0.00	0.00	0.00	0.00	0.00
<u>H CR18.0119-0-2400</u>	BAY - CAP RESERVE 2018 - ADA-ADMIN FEE		0.00	0.00	0.00	0.00	0.00	0.00
CR18.0119		*	0.00	0.00	0.00	0.00	0.00	0.00
<u>H CR18.0120-0-0000</u>	CAP RESERVE 2018 - BAY ELEMENTARY ADDITION - UNALLOCATED (5/16/23)		7,870,038.00	0.00	7,870,038.00	0.00	0.00	7,870,038.00
<u>H CR18.0120-0-2009</u>	CAP RESERVE 2018 - BAY ELEMENTARY ADDITION - CONSTRUCTION MANAGER (5/16/23)		700,000.00	0.00	700,000.00	0.00	700,000.00	0.00
CR18.0120		*	8,570,038.00	0.00	8,570,038.00	0.00	700,000.00	7,870,038.00
CR18.01		**	8,570,038.00	0.00	8,570,038.00	0.00	700,000.00	7,870,038.00
<u>H CR18.0214-0-2009</u>	CAP RESERVE 2018 - MEDFORD - PLAYGROUND, BUS LOOP, ADA- CONSTRUCTION MANAGER		0.00	16,025.00	16,025.00	16,025.00	0.00	0.00
<u>H CR18.0214-0-2400</u>	CAP RESERVE 2018 - MEDFORD - PLAYGROUND, BUS LOOP, ADA-ADMIN COSTS		25,000.00	-19,085.00	5,915.00	5,915.00	0.00	0.00

PATCHOGUE-MEDFORD UFSD



Appropriation Status Detail Report By Function & Object From 7/1/1999 To 8/31/2024

Account	Description	Budget	Adjustments	Adj. Budget	Expensed	Encumbered	Available
<u>H CR18.0214-0-2450</u>	CAP RESERVE 2018 - MEDFORD - PLAYGROUND, BUS LOOP, ADA-ARCHITECT	75,000.00	-68,765.27	6,234.73	6,234.73	0.00	0.00
<u>H CR18.0214-0-2930</u>	CAP RESERVE 2018 - MEDFORD - PLAYGROUND, BUS LOOP, ADA-GC	0.00	507,615.63	507,615.63	507,615.63	0.00	0.00
CR18.0214	*	100,000.00	435,790.36	535,790.36	535,790.36	0.00	0.00
CR18.02	**	100,000.00	435,790.36	535,790.36	535,790.36	0.00	0.00
<u>H CR18.0311-0-2009</u>	CAP RESERVE 2018 - RIVER PLAYGROUND- CONSTRUCTION MANAGER	0.00	2,500.06	2,500.06	2,500.06	0.00	0.00
<u>H CR18.0311-0-2930</u>	CAP RESERVE 2018 - RIVER PLAYGROUND- GC	0.00	7,400.00	7,400.00	7,400.00	0.00	0.00
CR18.0311	*	0.00	9,900.06	9,900.06	9,900.06	0.00	0.00
CR18.03	**	0.00	9,900.06	9,900.06	9,900.06	0.00	0.00
<u>H CR18.0523-0-2009</u>	CAP RESERVE 2018 - SAXTON ADA & TRACK-CONSTRUCTION MANAGER	0.00	38,634.00	38,634.00	38,634.00	0.00	0.00
<u>H CR18.0523-0-2400</u>	CAP RESERVE 2018 - SAXTON ADA & TRACK-ADMIN COSTS	25,000.00	-10,912.00	14,088.00	14,088.00	0.00	0.00
<u>H CR18.0523-0-2450</u>	CAP RESERVE 2018 - SAXTON ADA & TRACK-ARCHITECT	75,000.00	-11,338.65	63,661.35	63,661.35	0.00	0.00
<u>H CR18.0523-0-2930</u>	CAP RESERVE 2018 - SAXTON ADA & TRACK-GC	0.00	1,055,430.06	1,055,430.06	1,055,430.06	0.00	0.00
CR18.0523	*	100,000.00	1,071,813.41	1,171,813.41	1,171,813.41	0.00	0.00
CR18.05	**	100,000.00	1,071,813.41	1,171,813.41	1,171,813.41	0.00	0.00
<u>H CR18.0812-0-2009</u>	CAP RESERVE 2018 - BARTON PLAYGROUND-CONSTRUCTION MANAGER	0.00	7,742.00	7,742.00	7,742.00	0.00	0.00
CR18.0812	*	0.00	7,742.00	7,742.00	7,742.00	0.00	0.00
CR18.08	**	0.00	7,742.00	7,742.00	7,742.00	0.00	0.00
<u>H CR18.0913-0-2009</u>	CAP RESERVE 2018 - OREGON ADA & TRACK-CONSTRUCTION MANAGER	0.00	41,423.00	41,423.00	41,423.00	0.00	0.00
<u>H CR18.0913-0-2400</u>	CAP RESERVE 2018 - OREGON ADA & TRACK-ADMIN COSTS	25,000.00	-11,140.00	13,860.00	13,860.00	0.00	0.00
<u>H CR18.0913-0-2450</u>	CAP RESERVE 2018 - OREGON ADA & TRACK-ARCHITECT	75,000.00	-21,183.79	53,816.21	53,816.21	0.00	0.00
<u>H CR18.0913-0-2930</u>	CAP RESERVE 2018 - OREGON ADA & TRACK-GC	0.00	1,046,743.89	1,046,743.89	1,046,743.89	0.00	0.00
CR18.0913	*	100,000.00	1,055,843.10	1,155,843.10	1,155,843.10	0.00	0.00
<u>H CR18.0914-1-2009</u>	CAP RESERVE 2018 - 5/21/2019 - OREGON WINDOWS-CONSTRUCTION MANAGER	0.00	60,089.62	60,089.62	60,089.62	0.00	0.00
<u>H CR18.0914-1-2400</u>	CAP RESERVE 2018 - 5/21/2019 - OREGON WINDOWS-ADMIN COSTS	0.00	33,253.74	33,253.74	33,253.74	0.00	0.00

PATCHOGUE-MEDFORD UFSD

Appropriation Status Detail Report By Function & Object From 7/1/1999 To 8/31/2024



Account	Description	Budget	Adjustments	Adj. Budget	Expensed	Encumbered	Available
<u>H CR18.0914-1-2450</u>	CAP RESERVE 2018 - 5/21/2019 - OREGON WINDOWS-ARCHITECT FEES	0.00	76,292.89	76,292.89	76,292.89	0.00	0.00
<u>H CR18.0914-1-2930</u>	CAP RESERVE 2018 - 5/21/2019 - OREGON WINDOWS-GC	0.00	1,399,400.00	1,399,400.00	1,399,400.00	0.00	0.00
CR18.0914	*	0.00	1,569,036.25	1,569,036.25	1,569,036.25	0.00	0.00
CR18.09	**	100,000.00	2,624,879.35	2,724,879.35	2,724,879.35	0.00	0.00
CR18.0	***	13,170,038.00	1,181,161.76	14,351,199.76	5,241,584.84	700,000.00	8,409,614.92
<u>H CR18.2009-0-1013</u>	CAP RESERVE 2018 - TREMONT PLAYGROUND-CONSTRUCTION MANAGER	0.00	0.00	0.00	0.00	0.00	0.00
<u>H CR18.2009-0-1114</u>	CAP RESERVE 2018 - EAGLE PLAYGROUND -CONSTRUCTION MANAGER	0.00	0.00	0.00	0.00	0.00	0.00
<u>H CR18.2009-0-1313</u>	CAP RESERVE 2018 - CANAAN PLAYGROUND-CONSTRUCTION MANAGER	0.00	0.00	0.00	0.00	0.00	0.00
<u>H CR18.2009-0-1314</u>	CAP RESERVE 2018 - CANAAN VESTIBULE- CONSTRUCTION MANAGER	0.00	15,473.00	15,473.00	15,473.00	0.00	0.00
<u>H CR18.2009-0-1522</u>	CAP RESERVE 2018 - HS DUST COLLECTION-CONSTRUCTION MANAGER	0.00	11,300.00	11,300.00	11,300.00	0.00	0.00
<u>H CR18.2009-1-1524</u>	CAP RESERVE 2018 - 5/21/2019 - HIGH SCHOOL FIRE ALARM-CONSTRUCTION MANAGER	0.00	12,440.76	12,440.76	12,440.76	0.00	0.00
CR18.2009	*	0.00	39,213.76	39,213.76	39,213.76	0.00	0.00
CR18.20	**	0.00	39,213.76	39,213.76	39,213.76	0.00	0.00
<u>H CR18.2400-0-1114</u>	CAP RESERVE 2018 - EAGLE PLAYGROUND -ADMIN COSTS	0.00	0.00	0.00	0.00	0.00	0.00
<u>H CR18.2400-0-1314</u>	CAP RESERVE 2018 - CANAAN VESTIBULE- ADMIN COSTS	0.00	897.00	897.00	897.00	0.00	0.00
<u>H CR18.2400-0-1522</u>	CAP RESERVE 2018 - HS DUST COLLECTION-ADMIN COSTS	0.00	832.00	832.00	832.00	0.00	0.00
<u>H CR18.2400-1-1524</u>	CAP RESERVE 2018 - 5/21/2019 - HIGH SCHOOL FIRE ALARM-ADMIN COSTS	0.00	11,141.38	11,141.38	11,141.38	0.00	0.00
CR18.2400	*	0.00	12,870.38	12,870.38	12,870.38	0.00	0.00
<u>H CR18.2450-0-1314</u>	CAP RESERVE 2018 - CANAAN VESTIBULE- ARCHITECT FEES	0.00	1,601.14	1,601.14	1,601.14	0.00	0.00
<u>H CR18.2450-0-1522</u>	CAP RESERVE 2018 - HS DUST COLLECTION-ARCHITECT FEES	0.00	15,755.85	15,755.85	15,755.85	0.00	0.00
<u>H CR18.2450-1-1524</u>	CAP RESERVE 2018 - 5/21/2019 - HIGH SCHOOL FIRE ALARM-ARCHITECT FEES	0.00	15,449.44	15,449.44	17,193.19	0.00	-1,743.75
CR18.2450	*	0.00	32,806.43	32,806.43	34,550.18	0.00	-1,743.75

PATCHOGUE-MEDFORD UFSD

Appropriation Status Detail Report By Function & Object From 7/1/1999 To 8/31/2024



Account	Description	Budget	Adjustments	Adj. Budget	Expensed	Encumbered	Available
CR18.24	**	0.00	45,676.81	45,676.81	47,420.56	0.00	-1,743.75
<u>H CR18.2930-0-1013</u>	CAP RESERVE 2018 - TREMONT PLAYGROUND-GC	0.00	0.00	0.00	0.00	0.00	0.00
<u>H CR18.2930-0-1114</u>	CAP RESERVE 2018 - EAGLE PLAYGROUND -GC	0.00	0.00	0.00	0.00	0.00	0.00
<u>H CR18.2930-0-1313</u>	CAP RESERVE 2018 - CANAAN PLAYGROUND-GC	0.00	0.00	0.00	0.00	0.00	0.00
<u>H CR18.2930-0-1314</u>	CAP RESERVE 2018 - CANAAN VESTIBULE-GC	0.00	365,164.24	365,164.24	365,164.24	0.00	0.00
<u>H CR18.2930-0-1522</u>	CAP RESERVE 2018 - HS DUST COLLECTION-GC	0.00	280,818.91	280,818.91	280,818.91	0.00	0.00
<u>H CR18.2930-1-1524</u>	CAP RESERVE 2018 - 5/21/2019 - HIGH SCHOOL FIRE ALARM-GC	0.00	352,355.25	352,355.25	352,355.25	0.00	0.00
CR18.2930	*	0.00	998,338.40	998,338.40	998,338.40	0.00	0.00
CR18.29	**	0.00	998,338.40	998,338.40	998,338.40	0.00	0.00
CR18.2	***	0.00	1,083,228.97	1,083,228.97	1,084,972.72	0.00	-1,743.75
<u>H CR18.3901-0-2009</u>	CAP RESERVE 2018 - HS GREENHOUSE-CONSTRUCTION MANAGER	0.00	21,651.42	21,651.42	21,651.42	0.00	0.00
<u>H CR18.3901-0-2400</u>	CAP RESERVE 2018 - HS GREENHOUSE-ADMIN COSTS	0.00	1,218.00	1,218.00	1,218.00	0.00	0.00
<u>H CR18.3901-0-2450</u>	CAP RESERVE 2018 - HS GREENHOUSE-ARCHITECT FEES	0.00	1,657.85	1,657.85	1,657.85	0.00	0.00
<u>H CR18.3901-0-2930</u>	CAP RESERVE 2018 - HS GREENHOUSE-GC	0.00	211,082.00	211,082.00	211,082.00	0.00	0.00
CR18.3901	*	0.00	235,609.27	235,609.27	235,609.27	0.00	0.00
CR18.39	**	0.00	235,609.27	235,609.27	235,609.27	0.00	0.00
CR18.3	***	0.00	235,609.27	235,609.27	235,609.27	0.00	0.00
CR18	****	13,170,038.00	2,500,000.00	15,670,038.00	6,562,166.83	700,000.00	8,407,871.17
<u>H CR22.0120-0-0000</u>	CAP RESERVE 2022 - BAY ELEMENTARY ADDITION - UNALLOCATED (5/16/23)	4,200,000.00	0.00	4,200,000.00	0.00	0.00	4,200,000.00
<u>H CR22.0120-0-2450</u>	CAP RESERVE 2022 - BAY ELEMENTARY ADDITION - ARCHITECT FEES (5/16/23)	800,000.00	0.00	800,000.00	216,487.11	583,512.89	0.00
CR22.0120	*	5,000,000.00	0.00	5,000,000.00	216,487.11	583,512.89	4,200,000.00
CR22.01	**	5,000,000.00	0.00	5,000,000.00	216,487.11	583,512.89	4,200,000.00
CR22.0	***	5,000,000.00	0.00	5,000,000.00	216,487.11	583,512.89	4,200,000.00
CR22	****	5,000,000.00	0.00	5,000,000.00	216,487.11	583,512.89	4,200,000.00
<u>H CRSC.7999-0-2000</u>	CAP RES 2015 - SECURITY - EQUIPMENT	0.00	156,302.05	156,302.05	156,302.05	0.00	0.00
<u>H CRSC.7999-0-2930</u>	CAP RES 2015 - SECURITY - GC	0.00	579,455.61	579,455.61	579,455.61	0.00	0.00

PATCHOGUE-MEDFORD UFSD

Appropriation Status Detail Report By Function & Object From 7/1/1999 To 8/31/2024



Account	Description		Budget	Adjustments	Adj. Budget	Expensed	Encumbered	Available
CRSC.7999		*	0.00	735,757.66	735,757.66	735,757.66	0.00	0.00
CRSC.79		**	0.00	735,757.66	735,757.66	735,757.66	0.00	0.00
CRSC.7		***	0.00	735,757.66	735,757.66	735,757.66	0.00	0.00
CRSC		****	0.00	735,757.66	735,757.66	735,757.66	0.00	0.00
CR		*****	23,170,038.00	2,500,000.00	25,670,038.00	11,752,844.57	1,283,512.89	12,633,680.54
C		*****	23,170,038.00	2,500,000.00	25,670,038.00	11,752,844.57	1,283,512.89	12,633,680.54
H EPC0.2009	ENERGY PERF - CONST MGR		266,289.12	0.00	266,289.12	254,225.00	0.00	12,064.12
EPC0.2009		*	266,289.12	0.00	266,289.12	254,225.00	0.00	12,064.12
EPC0.20		**	266,289.12	0.00	266,289.12	254,225.00	0.00	12,064.12
H EPC0.2450	ENERGY PERF - ARCHITECT		266,289.12	0.00	266,289.12	254,225.00	0.00	12,064.12
EPC0.2450		*	266,289.12	0.00	266,289.12	254,225.00	0.00	12,064.12
EPC0.24		**	266,289.12	0.00	266,289.12	254,225.00	0.00	12,064.12
H EPC0.2930	ENERGY PERF - JOHNSON CONTROLS		10,160,969.83	0.00	10,160,969.83	10,094,081.00	0.00	66,888.83
EPC0.2930		*	10,160,969.83	0.00	10,160,969.83	10,094,081.00	0.00	66,888.83
EPC0.29		**	10,160,969.83	0.00	10,160,969.83	10,094,081.00	0.00	66,888.83
EPC0.2		***	10,693,548.07	0.00	10,693,548.07	10,602,531.00	0.00	91,017.07
EPC0		****	10,693,548.07	0.00	10,693,548.07	10,602,531.00	0.00	91,017.07
EP		*****	10,693,548.07	0.00	10,693,548.07	10,602,531.00	0.00	91,017.07
H EX01.0016-0-2009	EXCEL-BAY ELEVATOR-CONST MGR		0.00	41,663.04	41,663.04	41,663.04	0.00	0.00
H EX01.0016-0-2400	EXCEL-BAY ELEVATOR - ADMIN		0.00	11,062.76	11,062.76	11,062.76	0.00	0.00
H EX01.0016-0-2450	EXCEL-BAY ELEVATOR-ARCH FEE		0.00	45,620.31	45,620.31	45,620.31	0.00	0.00
H EX01.0016-0-2930	EXCEL-BAY ELEVATOR-GC		0.00	442,701.10	442,701.10	442,701.10	0.00	0.00
H EX01.0016-0-2940	EXCEL-BAY ELEVATOR-HVAC		0.00	106,861.70	106,861.70	106,861.70	0.00	0.00
H EX01.0016-0-2950	EXCEL-BAY ELEVATOR-PLUMBING		0.00	0.00	0.00	0.00	0.00	0.00
H EX01.0016-0-2960	EXCEL-BAY ELEVATOR-ELECTRIC		0.00	75,255.00	75,255.00	75,255.00	0.00	0.00
H EX01.0016-0-2970	EXCEL-BAY ELEVATOR-SITE DEVELOPMENT		0.00	1,092.04	1,092.04	1,092.04	0.00	0.00
H EX01.0016-0-2990	EXCEL-BAY ELEVATOR-SOFT COSTS		0.00	0.00	0.00	0.00	0.00	0.00
EX01.0016		*	0.00	724,255.95	724,255.95	724,255.95	0.00	0.00
EX01.00		**	0.00	724,255.95	724,255.95	724,255.95	0.00	0.00
EX01.0		***	0.00	724,255.95	724,255.95	724,255.95	0.00	0.00
EX01		****	0.00	724,255.95	724,255.95	724,255.95	0.00	0.00
H EX04.0015-0-2000	EXCEL-S OCEAN WINDOWS-EQUIP		0.00	10,158.06	10,158.06	0.00	0.00	10,158.06
H EX04.0015-0-2009	EXCEL-S OCEAN WINDOWS-CONST MGR		0.00	21,130.00	21,130.00	20,825.43	0.00	304.57

PATCHOGUE-MEDFORD UFSD



Appropriation Status Detail Report By Function & Object From 7/1/1999 To 8/31/2024

Account	Description	Budget	Adjustments	Adj. Budget	Expensed	Encumbered	Available
H EX04.0015-0-2400	EXCEL-S OCEAN WINDOWS - ADMIN	0.00	18,800.74	18,800.74	10,461.22	0.00	8,339.52
H EX04.0015-0-2450	EXCEL-S OCEAN WINDOWS-ARCH EXP	0.00	25,401.14	25,401.14	25,401.14	0.00	0.00
H EX04.0015-0-2930	EXCEL-S OCEAN WINDOWS-GC	0.00	416,446.96	416,446.96	416,446.96	0.00	0.00
EX04.0015	*	0.00	491,936.90	491,936.90	473,134.75	0.00	18,802.15
H EX04.0016-0-2009	EXCEL-S OCEAN PA SYSTEM-CONST MGR	0.00	10,140.00	10,140.00	9,666.55	0.00	473.45
H EX04.0016-0-2400	EXCEL-S OCEAN PA SYSTEM - ADMIN	0.00	8,744.53	8,744.53	2,249.24	0.00	6,495.29
H EX04.0016-0-2450	EXCEL-S OCEAN PA SYSTEM-ARCH FEE	0.00	18,800.00	18,800.00	11,856.87	0.00	6,943.13
H EX04.0016-0-2960	EXCEL-S OCEAN PA SYSTEM-ELECTRIC	0.00	176,750.00	176,750.00	176,750.00	0.00	0.00
EX04.0016	*	0.00	214,434.53	214,434.53	200,522.66	0.00	13,911.87
EX04.00	**	0.00	706,371.43	706,371.43	673,657.41	0.00	32,714.02
EX04.0	***	0.00	706,371.43	706,371.43	673,657.41	0.00	32,714.02
EX04	****	0.00	706,371.43	706,371.43	673,657.41	0.00	32,714.02
H EX05.0016-0-2009	EXCEL-SAXTON STAGE CURTAIN-CONST MGR	0.00	4,840.00	4,840.00	4,340.00	0.00	500.00
H EX05.0016-0-2400	EXCEL-SAXTON STAGE CURTAIN - ADMIN	0.00	3,935.04	3,935.04	2,947.60	0.00	987.44
H EX05.0016-0-2450	EXCEL-SAXTON STAGE CURTAIN ARCH FEE	0.00	18,210.00	18,210.00	10,441.45	0.00	7,768.55
H EX05.0016-0-2930	EXCEL-SAXTON STAGE-GC	0.00	153,500.00	153,500.00	143,048.00	0.00	10,452.00
EX05.0016	*	0.00	180,485.04	180,485.04	160,777.05	0.00	19,707.99
H EX05.0017-0-2009	EXCEL-SAXTON WINDOWS-CONST MGR	0.00	60,750.00	60,750.00	60,355.75	0.00	394.25
H EX05.0017-0-2400	EXCEL-SAXTON WINDOWS - ADMIN	0.00	43,831.50	43,831.50	28,139.03	0.00	15,692.47
H EX05.0017-0-2450	EXCEL-SAXTON WINDOWS-ARCH FEE	0.00	62,535.16	62,535.16	62,535.16	0.00	0.00
H EX05.0017-0-2930	EXCEL-SAXTON WINDOWS-GC	0.00	982,431.75	982,431.75	982,431.75	0.00	0.00
EX05.0017	*	0.00	1,149,548.41	1,149,548.41	1,133,461.69	0.00	16,086.72
H EX05.0018-0-2009	EXCEL-SAXTON AUD AC-CONST MGR	0.00	20,990.00	20,990.00	20,511.00	0.00	479.00
H EX05.0018-0-2400	EXCEL-SAXTON AUD AC -ADMIN	0.00	4,062.83	4,062.83	4,062.83	0.00	0.00
H EX05.0018-0-2450	EXCEL-SAXTON AUD AC-ARCH FEE	0.00	16,251.95	16,251.95	16,251.95	0.00	0.00
H EX05.0018-0-2930	EXCEL-SAXTON AUD AC-GC	0.00	2,500.00	2,500.00	0.00	0.00	2,500.00
H EX05.0018-0-2940	EXCEL-SAXTON AUD AC-HVAC	0.00	190,152.97	190,152.97	190,152.97	0.00	0.00
H EX05.0018-0-2960	EXCEL-SAXTON AUD AC-ELECTRIC	0.00	35,780.64	35,780.64	35,780.64	0.00	0.00
EX05.0018	*	0.00	269,738.39	269,738.39	266,759.39	0.00	2,979.00
EX05.00	**	0.00	1,599,771.84	1,599,771.84	1,560,998.13	0.00	38,773.71
EX05.0	***	0.00	1,599,771.84	1,599,771.84	1,560,998.13	0.00	38,773.71
EX05	****	0.00	1,599,771.84	1,599,771.84	1,560,998.13	0.00	38,773.71
H EX11.0011-0-2009	EXCEL-EAGLE AUD SOUND-CONST MGR	0.00	2,425.37	2,425.37	2,425.37	0.00	0.00

PATCHOGUE-MEDFORD UFSD



Appropriation Status Detail Report By Function & Object From 7/1/1999 To 8/31/2024

Account	Description	Budget	Adjustments	Adj. Budget	Expensed	Encumbered	Available
H EX11.0011-0-2400	EXCEL-EAGLE AUD SOUND - ADMIN	0.00	336.96	336.96	336.96	0.00	0.00
H EX11.0011-0-2450	EXCEL-EAGLE AUD SOUND-ARCH FEE	0.00	2,610.50	2,610.50	2,610.50	0.00	0.00
H EX11.0011-0-2960	EXCEL-EAGLE AUD SOUND-ELECTRIC	0.00	23,363.00	23,363.00	23,363.00	0.00	0.00
EX11.0011	*	0.00	28,735.83	28,735.83	28,735.83	0.00	0.00
EX11.00	**	0.00	28,735.83	28,735.83	28,735.83	0.00	0.00
EX11.0	***	0.00	28,735.83	28,735.83	28,735.83	0.00	0.00
EX11	****	0.00	28,735.83	28,735.83	28,735.83	0.00	0.00
H EX79.0007-0-2000	EXCEL-D/W TECHNOLOGY-EQUIPMENT	165,000.00	1,480,868.00	1,645,868.00	1,643,743.69	0.00	2,124.31
H EX79.0007-0-2009	EXCEL-D/W TECHNOLOGY-CONST MGR	0.00	192,700.00	192,700.00	187,424.09	0.00	5,275.91
H EX79.0007-0-2400	EXCEL-D/W TECHNOLOGY - ADMIN	0.00	125,732.15	125,732.15	125,732.15	0.00	0.00
H EX79.0007-0-2450	EXCEL-D/W TECHNOLOGY-ARCH FEE	0.00	210,022.01	210,022.01	210,022.01	0.00	0.00
H EX79.0007-0-2960	EXCEL-D/W TECHNOLOGY-ELECTRIC	0.00	2,227,389.21	2,227,389.21	1,997,500.78	0.00	229,888.43
EX79.0007	*	165,000.00	4,236,711.37	4,401,711.37	4,164,422.72	0.00	237,288.65
H EX79.0008-0-2009	EXCEL-D/W SURVEILLANCE-CONST MGR	0.00	62,200.00	62,200.00	57,092.95	0.00	5,107.05
H EX79.0008-0-2400	EXCEL-D/W SURVEILLANCE-ADMIN	0.00	22,661.04	22,661.04	22,661.04	0.00	0.00
H EX79.0008-0-2450	EXCEL-D/W SURVEILLANCE ARCH FEE	0.00	93,116.06	93,116.06	93,116.06	0.00	0.00
H EX79.0008-0-2960	EXCEL-D/W SURVEILLANCE-ELECTRIC	0.00	1,438,265.48	1,438,265.48	1,438,265.48	0.00	0.00
EX79.0008	*	0.00	1,616,242.58	1,616,242.58	1,611,135.53	0.00	5,107.05
H EX79.0009-0-2400	EXCEL D/W TECHNOLOGY - ADMIN	0.00	0.00	0.00	0.00	0.00	0.00
EX79.0009	*	0.00	0.00	0.00	0.00	0.00	0.00
EX79.00	**	165,000.00	5,852,953.95	6,017,953.95	5,775,558.25	0.00	242,395.70
EX79.0	***	165,000.00	5,852,953.95	6,017,953.95	5,775,558.25	0.00	242,395.70
EX79	****	165,000.00	5,852,953.95	6,017,953.95	5,775,558.25	0.00	242,395.70
EX	*****	165,000.00	8,912,089.00	9,077,089.00	8,763,205.57	0.00	313,883.43
E	*****	10,858,548.07	8,912,089.00	19,770,637.07	19,365,736.57	0.00	404,900.50
H SB15.0BA2-0-2450	SMART SCHOOLS PHASE 2 - ARCHITECT	6,532.00	-6,532.00	0.00	0.00	0.00	0.00
H SB15.0BA2-0-2930	SMART SCHOOLS PHASE 2 - GC	130,650.00	-130,650.00	0.00	0.00	0.00	0.00
SB15.0BA2	*	137,182.00	-137,182.00	0.00	0.00	0.00	0.00
SB15.0B	**	137,182.00	-137,182.00	0.00	0.00	0.00	0.00
H SB15.0SB1-0-2400	SMART SCHOOLS PHASE 1 - ADMIN	8,500.00	-8,500.00	0.00	0.00	0.00	0.00
H SB15.0SB1-0-2450	SMART SCHOOLS PHASE 1 - ARCHITECT	13,500.00	-1,000.00	12,500.00	12,500.00	0.00	0.00
H SB15.0SB1-0-2930	SMART SCHOOLS PHASE 1 - GC	351,942.00	-9,998.50	341,943.50	341,943.50	0.00	0.00
SB15.0SB1	*	373,942.00	-19,498.50	354,443.50	354,443.50	0.00	0.00

PATCHOGUE-MEDFORD UFSD



Appropriation Status Detail Report By Function & Object From 7/1/1999 To 8/31/2024

Account	Description		Budget	Adjustments	Adj. Budget	Expensed	Encumbered	Available
SB15.0S		**	373,942.00	-19,498.50	354,443.50	354,443.50	0.00	0.00
SB15.0		***	511,124.00	-156,680.50	354,443.50	354,443.50	0.00	0.00
SB15		****	511,124.00	-156,680.50	354,443.50	354,443.50	0.00	0.00
<u>H SB79.0009-0-2009</u>	SMART SCHOOLS PHASE 3 - CONSTRUCTION MANAGER		71,464.00	0.00	71,464.00	0.00	0.00	71,464.00
<u>H SB79.0009-0-2450</u>	SMART SCHOOLS PHASE 3 - ARCHITECT		79,714.00	0.00	79,714.00	51,912.07	18,462.03	9,339.90
<u>H SB79.0009-0-2930</u>	SMART SCHOOLS PHASE 3 - GC		1,437,351.00	-254,890.00	1,182,461.00	611,702.25	0.00	570,758.75
SB79.0009		*	1,588,529.00	-254,890.00	1,333,639.00	663,614.32	18,462.03	651,562.65
SB79.00		**	1,588,529.00	-254,890.00	1,333,639.00	663,614.32	18,462.03	651,562.65
SB79.0		***	1,588,529.00	-254,890.00	1,333,639.00	663,614.32	18,462.03	651,562.65
SB79		****	1,588,529.00	-254,890.00	1,333,639.00	663,614.32	18,462.03	651,562.65
SB		*****	2,099,653.00	-411,570.50	1,688,082.50	1,018,057.82	18,462.03	651,562.65
S		*****	2,099,653.00	-411,570.50	1,688,082.50	1,018,057.82	18,462.03	651,562.65
<u>H X201.0011-0-2009</u>	EXCEL2-BAY-CONST MGR		0.00	7,942.39	7,942.39	7,777.99	0.00	164.40
<u>H X201.0011-0-2400</u>	EXCEL2-BAY- ADMIN		0.00	0.00	0.00	0.00	0.00	0.00
<u>H X201.0011-0-2450</u>	EXCEL2-BAY-ARCH FEE		0.00	7,661.00	7,661.00	7,661.00	0.00	0.00
<u>H X201.0011-0-2930</u>	EXCEL2-BAY-GC		0.00	87,000.00	87,000.00	87,000.00	0.00	0.00
X201.0011		*	0.00	102,603.39	102,603.39	102,438.99	0.00	164.40
X201.00		**	0.00	102,603.39	102,603.39	102,438.99	0.00	164.40
X201.0		***	0.00	102,603.39	102,603.39	102,438.99	0.00	164.40
X201		****	0.00	102,603.39	102,603.39	102,438.99	0.00	164.40
<u>H X202.0008-0-2009</u>	EXCEL2-MEDFORD-CONST MGR		0.00	3,926.21	3,926.21	3,804.04	0.00	122.17
<u>H X202.0008-0-2400</u>	EXCEL2-MEDFORD- ADMIN		0.00	1,903.00	1,903.00	0.00	0.00	1,903.00
<u>H X202.0008-0-2450</u>	EXCEL2-MEDFORD-ARCH FEE		0.00	4,143.40	4,143.40	4,143.40	0.00	0.00
<u>H X202.0008-0-2940</u>	EXCEL2-MEDFORD-HVAC		0.00	38,906.10	38,906.10	38,906.10	0.00	0.00
<u>H X202.0008-0-2960</u>	EXCEL2-MEDFORD-ELECTRICAL		0.00	3,696.00	3,696.00	3,696.00	0.00	0.00
X202.0008		*	0.00	52,574.71	52,574.71	50,549.54	0.00	2,025.17
X202.00		**	0.00	52,574.71	52,574.71	50,549.54	0.00	2,025.17
X202.0		***	0.00	52,574.71	52,574.71	50,549.54	0.00	2,025.17
X202		****	0.00	52,574.71	52,574.71	50,549.54	0.00	2,025.17
<u>H X203.0004-0-2009</u>	EXCEL2-RIVER-CONST MGR		0.00	7,062.61	7,062.61	6,969.36	0.00	93.25
<u>H X203.0004-0-2400</u>	EXCEL2-RIVER- ADMIN		0.00	1,263.00	1,263.00	0.00	0.00	1,263.00
<u>H X203.0004-0-2450</u>	EXCEL2-RIVER-ARCH FEE		0.00	6,730.00	6,730.00	6,649.00	0.00	81.00
<u>H X203.0004-0-2930</u>	EXCEL2-RIVER-GC		0.00	80,901.00	80,901.00	80,901.00	0.00	0.00

PATCHOGUE-MEDFORD UFSD

Appropriation Status Detail Report By Function & Object From 7/1/1999 To 8/31/2024



Account	Description		Budget	Adjustments	Adj. Budget	Expensed	Encumbered	Available
X203.0004		*	0.00	95,956.61	95,956.61	94,519.36	0.00	1,437.25
X203.00		**	0.00	95,956.61	95,956.61	94,519.36	0.00	1,437.25
X203.0		***	0.00	95,956.61	95,956.61	94,519.36	0.00	1,437.25
X203		****	0.00	95,956.61	95,956.61	94,519.36	0.00	1,437.25
H X204.0011-0-2009	EXCEL2-SO OCEAN-CONST MGR		0.00	25,624.96	25,624.96	25,030.00	0.00	594.96
H X204.0011-0-2400	EXCEL2-SO OCEAN ADMIN		0.00	9,751.00	9,751.00	0.00	0.00	9,751.00
H X204.0011-0-2450	EXCEL2-SO OCEAN-ARCH FEE		0.00	25,257.00	25,257.00	25,212.14	0.00	44.86
H X204.0011-0-2930	EXCEL2-SO OCEAN-GC		0.00	230,000.00	230,000.00	213,230.00	0.00	16,770.00
H X204.0011-0-2940	EXCEL2-SO OCEAN-HVAC		0.00	45,691.70	45,691.70	44,971.10	0.00	720.60
H X204.0011-0-2960	EXCEL2-SO OCEAN-ELECTRICAL		0.00	4,530.00	4,530.00	4,530.00	0.00	0.00
X204.0011		*	0.00	340,854.66	340,854.66	312,973.24	0.00	27,881.42
X204.00		**	0.00	340,854.66	340,854.66	312,973.24	0.00	27,881.42
X204.0		***	0.00	340,854.66	340,854.66	312,973.24	0.00	27,881.42
X204		****	0.00	340,854.66	340,854.66	312,973.24	0.00	27,881.42
H X205.0020-0-2009	EXCEL2-SAXTON-CONST MGR		0.00	3,731.88	3,731.88	3,542.49	0.00	189.39
H X205.0020-0-2400	EXCEL2-SAXTON- ADMIN		0.00	3,226.00	3,226.00	0.00	0.00	3,226.00
H X205.0020-0-2450	EXCEL2-SAXTON-ARCH FEE		0.00	4,153.60	4,153.60	4,047.00	0.00	106.60
H X205.0020-0-2940	EXCEL2-SAXTON-HVAC		0.00	35,696.10	35,696.10	35,696.10	0.00	0.00
H X205.0020-0-2960	EXCEL2-SAXTON-ELECTRICAL		0.00	3,937.00	3,937.00	3,937.00	0.00	0.00
X205.0020		*	0.00	50,744.58	50,744.58	47,222.59	0.00	3,521.99
X205.00		**	0.00	50,744.58	50,744.58	47,222.59	0.00	3,521.99
X205.0		***	0.00	50,744.58	50,744.58	47,222.59	0.00	3,521.99
X205		****	0.00	50,744.58	50,744.58	47,222.59	0.00	3,521.99
H X208.0008-0-2009	EXCEL2-BARTON-CONST MGR		0.00	6,581.68	6,581.68	6,538.83	0.00	42.85
H X208.0008-0-2400	EXCEL2-BARTON- ADMIN		0.00	4,632.60	4,632.60	4,632.60	0.00	0.00
H X208.0008-0-2450	EXCEL2-BARTON-ARCH FEE		0.00	6,721.80	6,721.80	6,395.18	0.00	326.62
H X208.0008-0-2930	EXCEL2-BARTON-GC		0.00	68,982.40	68,982.40	64,337.54	0.00	4,644.86
H X208.0008-0-2960	EXCEL2-BARTON-ELECTRICAL		0.00	4,108.00	4,108.00	4,108.00	0.00	0.00
X208.0008		*	0.00	91,026.48	91,026.48	86,012.15	0.00	5,014.33
X208.00		**	0.00	91,026.48	91,026.48	86,012.15	0.00	5,014.33
X208.0		***	0.00	91,026.48	91,026.48	86,012.15	0.00	5,014.33
X208		****	0.00	91,026.48	91,026.48	86,012.15	0.00	5,014.33
H X209.0009-0-2009	EXCEL2-OREGON-CONST MGR		0.00	33,303.64	33,303.64	32,796.64	0.00	507.00

PATCHOGUE-MEDFORD UFSD



Appropriation Status Detail Report By Function & Object From 7/1/1999 To 8/31/2024

Account	Description	Budget	Adjustments	Adj. Budget	Expensed	Encumbered	Available
<u>H X209.0009-0-2400</u>	EXCEL2-OREGON- ADMIN	0.00	8,211.00	8,211.00	0.00	0.00	8,211.00
<u>H X209.0009-0-2450</u>	EXCEL2-OREGON-ARCH FEE	0.00	31,687.40	31,687.40	31,687.40	0.00	0.00
<u>H X209.0009-0-2930</u>	EXCEL2-OREGON-GC	0.00	378,000.00	378,000.00	366,200.00	0.00	11,800.00
X209.0009	*	0.00	451,202.04	451,202.04	430,684.04	0.00	20,518.00
<u>H X209.0012-0-2009</u>	EXCEL2-OREGON ROOF-CONST MGR	0.00	4,500.00	4,500.00	3,689.83	0.00	810.17
<u>H X209.0012-0-2450</u>	EXCEL2-OREGON ROOF-ARCH FEE	0.00	5,500.00	5,500.00	5,359.36	0.00	140.64
<u>H X209.0012-0-2930</u>	EXCEL2-OREGON ROOF-GC	0.00	107,000.00	107,000.00	91,700.00	0.00	15,300.00
X209.0012	*	0.00	117,000.00	117,000.00	100,749.19	0.00	16,250.81
X209.00	**	0.00	568,202.04	568,202.04	531,433.23	0.00	36,768.81
X209.0	***	0.00	568,202.04	568,202.04	531,433.23	0.00	36,768.81
X209	****	0.00	568,202.04	568,202.04	531,433.23	0.00	36,768.81
<u>H X210.0005-0-2009</u>	EXCEL2-TREMONT-CONST MGR	0.00	6.25	6.25	0.00	0.00	6.25
<u>H X210.0005-0-2400</u>	EXCEL2-TREMONT- ADMIN	0.00	121.00	121.00	0.00	0.00	121.00
<u>H X210.0005-0-2450</u>	EXCEL2-TREMONT-ARCH FEE	0.00	21.00	21.00	14.75	0.00	6.25
X210.0005	*	0.00	148.25	148.25	14.75	0.00	133.50
X210.00	**	0.00	148.25	148.25	14.75	0.00	133.50
X210.0	***	0.00	148.25	148.25	14.75	0.00	133.50
X210	****	0.00	148.25	148.25	14.75	0.00	133.50
<u>H X211.0005-0-2009</u>	EXCEL2-EAGLE-CONST MGR	0.00	3.50	3.50	0.00	0.00	3.50
<u>H X211.0005-0-2400</u>	EXCEL2-EAGLE- ADMIN	0.00	68.00	68.00	0.00	0.00	68.00
<u>H X211.0005-0-2450</u>	EXCEL2-EAGLE-ARCH FEE	0.00	12.00	12.00	8.50	0.00	3.50
X211.0005	*	0.00	83.50	83.50	8.50	0.00	75.00
X211.00	**	0.00	83.50	83.50	8.50	0.00	75.00
X211.0	***	0.00	83.50	83.50	8.50	0.00	75.00
X211	****	0.00	83.50	83.50	8.50	0.00	75.00
<u>H X213.0007-0-2009</u>	EXCEL2-CANAAN-CONST MGR	0.00	3,760.63	3,760.63	3,644.35	0.00	116.28
<u>H X213.0007-0-2400</u>	EXCEL2-CANAAN- ADMIN	0.00	1,288.00	1,288.00	0.00	0.00	1,288.00
<u>H X213.0007-0-2450</u>	EXCEL2-CANAAN-ARCH FEE	0.00	4,488.20	4,488.20	4,488.20	0.00	0.00
<u>H X213.0007-0-2940</u>	EXCEL2-CANAAN-HVAC	0.00	36,596.10	36,596.10	36,596.10	0.00	0.00
<u>H X213.0007-0-2960</u>	EXCEL2-CANAAN-ELECTRICAL	0.00	4,182.00	4,182.00	4,182.00	0.00	0.00
X213.0007	*	0.00	50,314.93	50,314.93	48,910.65	0.00	1,404.28
X213.00	**	0.00	50,314.93	50,314.93	48,910.65	0.00	1,404.28
X213.0	***	0.00	50,314.93	50,314.93	48,910.65	0.00	1,404.28

PATCHOGUE-MEDFORD UFSD

Appropriation Status Detail Report By Function & Object From 7/1/1999 To 8/31/2024



Account	Description		Budget	Adjustments	Adj. Budget	Expensed	Encumbered	Available
X213		****	0.00	50,314.93	50,314.93	48,910.65	0.00	1,404.28
<u>H X215.0019-0-2009</u>	EXCEL2-HIGH SCHOOL-CONST MGR		0.00	10,556.25	10,556.25	3,932.21	0.00	6,624.04
<u>H X215.0019-0-2400</u>	EXCEL2-HIGH SCHOOL - ADMIN		0.00	8,414.00	8,414.00	0.00	0.00	8,414.00
<u>H X215.0019-0-2450</u>	EXCEL2-HIGH SCHOOL-ARCH FEE		0.00	7,124.60	7,124.60	7,124.40	0.00	0.20
<u>H X215.0019-0-2960</u>	EXCEL2-HIGH SCHOOL-ELECTRICAL		0.00	43,547.00	43,547.00	43,547.00	0.00	0.00
X215.0019		*	0.00	69,641.85	69,641.85	54,603.61	0.00	15,038.24
X215.00		**	0.00	69,641.85	69,641.85	54,603.61	0.00	15,038.24
X215.0		***	0.00	69,641.85	69,641.85	54,603.61	0.00	15,038.24
X215		****	0.00	69,641.85	69,641.85	54,603.61	0.00	15,038.24
X2		*****	0.00	1,422,151.00	1,422,151.00	1,328,686.61	0.00	93,464.39
X		*****	0.00	1,422,151.00	1,422,151.00	1,328,686.61	0.00	93,464.39
Fund HTotals:			214,099,378.87	-53,052.31	214,046,326.56	194,142,755.21	1,952,208.47	17,951,362.88
Grand Totals:			214,099,378.87	-53,052.31	214,046,326.56	194,142,755.21	1,952,208.47	17,951,362.88

WARRANTS

AUGUST

PATCHOGUE-MEDFORD UFSD

Check Warrant Report For A - 12: Cash Disbursement- 8/1/24 For Dates 8/1/2024 - 8/31/2024



Check #	Check Date	Vendor ID	Vendor Name	Account	PO Number	Check Amount	Liquidated
256042 ✓	08/01/2024	8 A. T. & T. ✓		A 600	273494 ✓	37.14 ✓	
				A 600	273494	0.00	
				A 600	273494	0.00	
					Check Total:	37.14	
256043 ✓	08/01/2024	87 ALL AMERICAN AWARDS INC. ✓		A 2020.4500-28-000	279138 ✓	24.00 ✓	24.00
					Check Total:	24.00	
256044 ✓	08/01/2024	17740 AMAZON CAPITAL SERVICES, INC. ✓		A 1430.4500-90-000	278971 ✓	65.57 ✓	65.57
				A 2020.4500-01-000	279087 ✓	164.78 ✓	164.78
				A 2116.4500-27-000	279140 ✓	272.70 ✓	272.70
				A 2021.4500-90-LOT	279141 ✓	119.60 ✓	119.60
				A 2111.4500-37-000	279066 ✓	521.84 ✓	530.84
				A 2111.4500-37-000	279142 ✓	416.66 ✓	421.76
				A 2021.4500-90-DUA	279141 ✓	15.68 ✓	15.68
				A 2118.4500-27-000	279066 ✓	5.99 ✓	5.99
				A 2021.4500-90-ENL	279141 ✓	275.27 ✓	275.27
				A 2118.4500-37-000	279066 ✓	495.72 ✓	495.72
					Check Total:	2,353.81	
256045 ✓	08/01/2024	8781 APPLE INC. ✓		A 2611.4500-90-000	279069 ✓	249.00 ✓	249.00
				A 2611.4500-90-000	279069 ✓	16.00 ✓	16.00
					Check Total:	265.00	
256046 ✓	08/01/2024	15765 AUTOZONE STORES LLC ✓		A 1621.4530-90-000	278134 ✓	106.34 ✓	30.35
				A 1621.4530-90-000	278134 ✓	43.99 ✓	43.99
				A 1621.4530-90-000	278134 ✓	-75.99 ✓	0.00
					Check Total:	74.34	
256047 ✓	08/01/2024	197 B & F ELEC MOTORS INC. ✓		A 1621.2000-90-000	279054 ✓	3,062.19 ✓	3,062.19
				A 1621.4514-90-000	278106 ✓	254.25 ✓	254.25
				A 1680.2000-90-000	277902 ✓	17,543.50 ✓	17,543.50

PATCHOGUE-MEDFORD UFSD

Check Warrant Report For A - 12: Cash Disbursement- 8/1/24 For Dates 8/1/2024 - 8/31/2024



Check #	Check Date	Vendor ID	Vendor Name	Account	PO Number	Check Amount	Liquidated
256048	08/01/2024	11119	B & H PHOTO VIDEO PRO AUDIO		Check Total:	20,859.94	
				A 2111.4500-37-000	278988	35.96	35.96
256049	08/01/2024	216	BALDWIN AUTOMOTIVE		Check Total:	35.96	
				A 600		2,959.14	
				A 1621.4530-90-000	278133	37.00	37.00
				A 600		0.00	
				A 1621.4530-90-000	278133	37.00	37.00
				A 600		567.25	
				A 600		0.00	
				A 600		0.00	
256050	08/01/2024	11868	BAY SHORE UFSD		Check Total:	3,600.39	
				A 631		514.86	
				A 631		0.00	
256051	08/01/2024	6565	BROOKHAVEN LOCKSMITHS INC.		Check Total:	514.86	
				A 1621.4514-90-000	278128	228.99	228.99
				A 1621.4514-90-000	278128	24.00	24.00
256052	08/01/2024	15535	BSN SPORTS LLC		Check Total:	252.99	
				A 2855.4500-37-000	279046	3,476.40	3,476.40
				A 2855.4500-37-000	279011	1,988.27	1,988.27
256053	08/01/2024	17787	BUG FIGHTERS ETC.		Check Total:	5,464.67	
				A 600		1,930.00	
				A 600		0.00	
256054	08/01/2024	15078	CABLEVISION LIGHTPATH, INC.		Check Total:	1,930.00	
				A 1620.4780-90-000	278194	10,873.36	10,873.36
256055	08/01/2024	10094	CDW GOVERNMENT, INC.		Check Total:	10,873.36	

PATCHOGUE-MEDFORD UFSD

Check Warrant Report For A - 12: Cash Disbursement- 8/1/24 For Dates 8/1/2024 - 8/31/2024



Check #	Check Date	Vendor ID	Vendor Name	Account	PO Number	Check Amount	Liquidated
				A 600		242.88 ✓	
				A 600		27,798.08 ✓	
				A 600		202.08 ✓	
				A 600		1,154.32 ✓	
				A 600		0.00	
				Check Total:		29,397.36	
256056 ✓	08/01/2024	15878	CELL MECHANIC INC. ✓	A 2630.4450-90-000	279182 ✓	1,724.92 ✓	1,724.92
				A 2630.4450-90-000	279234 ✓	2,334.87 ✓	2,334.87
				A 2630.4450-90-000	279232 ✓	2,619.91 ✓	2,619.91
				Check Total:		6,679.70	
256057 ✓	08/01/2024	13882	CERINI & ASSOCIATES, LLC ✓	A 600		3,607.50 ✓	
				A 600		0.00	
				A 600		0.00	
				Check Total:		3,607.50	
256058 ✓	08/01/2024	11917	COMMERCIAL INSTRU. SERVS., INC ✓	A 600		240.00 ✓	
				A 600		1,920.00 ✓	
				A 600		0.00	
				A 600		0.00	
				Check Total:		2,160.00	
256059 ✓	08/01/2024	15211	COMMUNITY CARE COMPANIONS, INC. ✓	A 600		1,377.00 ✓	
				A 600		0.00 ✓	
				A 600		2,065.50 ✓	
				A 600		0.00 ✓	
				A 600		1,365.53 ✓	
				A 600		0.00	
				A 600		654.09 ✓	
				A 600		0.00	
				A 600		0.00	

PATCHOGUE-MEDFORD UFSD

Check Warrant Report For A - 12: Cash Disbursement- 8/1/24 For Dates 8/1/2024 - 8/31/2024



Check #	Check Date	Vendor ID	Vendor Name	Account	PO Number	Check Amount	Liquidated
256060 ✓	08/01/2024	13617	CREAM-O-LAND DAIRIES, LLC ✓		Check Total:	5,462.12	
				A 7310.5811-09-000	277940 ✓	98.95 ✓	98.95
				A 7310.5811-09-000	277940 ✓	125.63 ✓	125.63
					Check Total:	224.58	
256061 ✓	08/01/2024	785	**CONTINUED** EASTERN SUFFOLK BOCES				
					Check Total:	0.00	
256062 ✓	08/01/2024	785	**CONTINUED** EASTERN SUFFOLK BOCES				
					Check Total:	0.00	
256063 ✓	08/01/2024	785	EASTERN SUFFOLK BOCES ✓				
				A 631		37,344.80 ✓	
				A 631		199.38 ✓	
				A 631		72,015.75 ✓	
				A 631		7,889.00 ✓	
				A 631		34,339.25 ✓	
				A 631		6,337.50 ✓	
				A 631		1,020.00 ✓	
				A 631		9,816.28 ✓	
				A 631		350.00 ✓	
				A 631		3,690.35 ✓	
				A 631		10,376.00 ✓	
				A 631		197,791.64 ✓	
				A 631		365.28 ✓	
				A 631		28,670.75 ✓	
				A 631		0.00	
				A 631		1,500.00 ✓	
				A 631		0.00	
				A 631		140.00 ✓	
				A 631		0.00	
				A 631		591.80 ✓	

PATCHOGUE-MEDFORD UFSD

Check Warrant Report For A - 12: Cash Disbursement- 8/1/24 For Dates 8/1/2024 - 8/31/2024



Check #	Check Date	Vendor ID	Vendor Name	Account	PO Number	Check Amount	Liquidated
				A 631		2,070.29 ✓	
				A 631		0.00	
				A 631		81,592.04 ✓	
				A 631		0.00	
				A 631		136.48 ✓	
				A 631		0.00	
				A 631		0.00 ✓	
				A 631		2,280.30	
				A 631		4,845.98 ✓	
				A 631		22,349.20 ✓	
				A 631		189.27 ✓	
				A 631		33,290.36 ✓	
				A 631		0.00	
				A 631		0.00 ✓	
				A 631		3,093.00	
				A 631		587,143.04 ✓	
				A 631		8,160.00 ✓	
				A 631		5,173.87 ✓	
				A 631		0.00	
				A 631		11,695.12 ✓	
				A 631		0.00	
				A 631		11,166.62 ✓	
				A 631		15,461.76 ✓	
				A 631		46,339.20 ✓	
				A 631		15,642.28 ✓	
				A 631		1,246.36 ✓	
				A 631		140,709.00 ✓	
				A 631		391.92 ✓	
				A 631		0.00	
				A 631		6,934.80 ✓	
				A 631		450.00 ✓	
				A 631		3,478.64 ✓	
				A 631		0.00	

PATCHOGUE-MEDFORD UFSD

Check Warrant Report For A - 12: Cash Disbursement- 8/1/24 For Dates 8/1/2024 - 8/31/2024



Check #	Check Date	Vendor ID	Vendor Name	Account	PO Number	Check Amount	Liquidated
				A 631		24,675.80 ✓	
				A 631		150.00 ✓	
				A 631		12,650.00 ✓	
				A 631		0.00	
				A 631		150.00 ✓	
				A 631		0.00	
				A 631		550.00 ✓	
				A 631		0.00	
				A 631		295.00 ✓	
				A 631		0.00	
				Check Total:		1,454,748.11	
256064 ✓	08/01/2024	12384	FASTENAL INDUSTRIAL SUPPLIES ✓				
				A 1621.4514-90-000	278117 ✓	286.20 ✓	286.20
				Check Total:		286.20	
256065 ✓	08/01/2024	15693	FERGUSON ENTERPRISES # 501 ✓				
				A 1621.4660-90-000	279085 ✓	2,710.54 ✓	2,710.54
				A 1621.4660-90-000	279085 ✓	32.07 ✓	32.07
				A 1621.4660-90-000	279085 ✓	694.94 ✓	694.94
				A 1621.4660-90-000	279085 ✓	26.23 ✓	26.23
				A 1621.4660-90-000	279085 ✓	72.33 ✓	72.33
				A 1621.4660-90-000	279085 ✓	212.72 ✓	212.72
				A 1621.4660-90-000	279085 ✓	48.07 ✓	48.07
				A 1621.4660-90-000	279085 ✓	93.80 ✓	93.80
				A 1621.4660-90-000	279085 ✓	64.39 ✓	64.39
				A 1621.4660-90-000	279085 ✓	198.41 ✓	198.41
				A 1621.4660-90-000	279085 ✓	267.04 ✓	267.04
				A 1621.4660-90-000	279085 ✓	74.90 ✓	74.90
				A 1621.4660-90-000	279085 ✓	151.17 ✓	151.17
				A 1621.4660-90-000	279085 ✓	10.89 ✓	10.89
				A 1621.4660-90-000	279085 ✓	187.96 ✓	187.96
				A 1621.4660-90-000	279085 ✓	689.97 ✓	689.97
				A 1621.4660-90-000	279085 ✓	80.61 ✓	80.61
				Check Total:		5,616.04	

PATCHOGUE-MEDFORD UFSD

Check Warrant Report For A - 12: Cash Disbursement- 8/1/24 For Dates 8/1/2024 - 8/31/2024



Check #	Check Date	Vendor ID	Vendor Name	Account	PO Number	Check Amount	Liquidated
256066 ✓	08/01/2024	13313	FLEITMAN, RICHARD ✓	A 1620.4520-90-000		100.00 ✓	
Check Total:						100.00	
256067 ✓	08/01/2024	9878	G&M DEGE, INC. ✓	A 600		187.73 ✓	
				A 600		412.85 ✓	
				A 600		1,500.00 ✓	
				A 600		0.00	
Check Total:						2,100.58	
256068 ✓	08/01/2024	13316	GLOBAL MONTELLO GROUP CORP. ✓	A 600	276406 ✓	7,886.70 ✓	
				A 600	276406	0.00	
				A 600	276406	0.00	
				A 600	276406 ✓	10,494.42 ✓	
				A 600	276406	0.00	
				A 600	276406	0.00	
				A 600	276406	0.00	
Check Total:						18,381.12	
256069 ✓	08/01/2024	1058	GRAINGER, INC. W. W. ✓	A 1621.4514-90-000	278114 ✓	171.36 ✓	171.36
				A 1621.4514-90-000	278114 ✓	332.00 ✓	332.00
				A 1621.4514-90-000	278114 ✓	115.42 ✓	115.42
				A 1621.4514-90-000	278114 ✓	42.32 ✓	42.32
				A 1621.4514-90-000	278114 ✓	367.42 ✓	367.42
				A 1621.4514-90-000	278114 ✓	22.96 ✓	22.96
				A 1621.4514-90-000	278114 ✓	17.16 ✓	17.16
				A 1621.4514-90-000	278114 ✓	15.68 ✓	15.68
				A 1621.4514-90-000	278114 ✓	131.15 ✓	131.15
				A 1621.4514-90-000	278114 ✓	87.92 ✓	87.92
Check Total:						1,303.39	
256070 ✓	08/01/2024	12335	GTA, LLC ✓	A 600		15,000.00 ✓	
				A 600		0.00	

PATCHOGUE-MEDFORD UFSD

Check Warrant Report For A - 12: Cash Disbursement- 8/1/24 For Dates 8/1/2024 - 8/31/2024



Check #	Check Date	Vendor ID	Vendor Name	Account	PO Number	Check Amount	Liquidated
256071 ✓	08/01/2024	11485	GUERCIO & GUERCIO, LLP. ✓		Check Total:	15,000.00	
				A 600	273299 ✓	5,458.33 ✓	
				A 600	273300 ✓	5,583.33 ✓	
				A 600	273299	0.00	
				A 600	273300	0.00	
				A 600	273299	0.00	
				A 600	273300	0.00	
					Check Total:	11,041.66	
256072 ✓	08/01/2024	8523	H. SCHRIER & CO., INC. ✓				
				A 7310.5811-09-000	277939 ✓	54.10 ✓	54.10
					Check Total:	54.10	
256073 ✓	08/01/2024	17193	HELPING HANDS LICENSED BEHAVIOR ANALYST SRVCS, PLLC ✓				
				A 600		3,420.00 ✓	
				A 600		0.00	
				A 600		0.00	
					Check Total:	3,420.00	
256074 ✓	08/01/2024	15175	HERC RENTALS INC. ✓				
				A 600		1,976.00 ✓	
				A 600		0.00	
					Check Total:	1,976.00	
256075 ✓	08/01/2024	12890	HOME DEPOT CREDIT SERVICES ✓				
				A 1621.4514-90-000	278109 ✓	38.55 ✓	38.55
				A 600		236.00 ✓	
				A 1621.4514-90-000	278109 ✓	87.24 ✓	87.24
				A 600		0.00	
				A 1621.4514-90-000	278109 ✓	15.82 ✓	15.82
					Check Total:	377.61	
256076 ✓	08/01/2024	10301	HSB CO. ✓				
				A 600		220.00 ✓	
				A 600		220.00 ✓	
				A 600		220.00 ✓	
				A 600		440.00 ✓	

PATCHOGUE-MEDFORD UFSD

Check Warrant Report For A - 12: Cash Disbursement- 8/1/24 For Dates 8/1/2024 - 8/31/2024



Check #	Check Date	Vendor ID	Vendor Name	Account	PO Number	Check Amount	Liquidated
				A 600		0.00	
					Check Total:	1,100.00	
256077 ✓	08/01/2024	11985	HTP MECHANICAL CORP. ✓				
				A 1621.4660-90-000	278332 ✓	392.00 ✓	392.00
				A 1621.4660-90-000	278332 ✓	392.00 ✓	392.00
				A 1621.4660-90-000	278332 ✓	784.00 ✓	784.00
					Check Total:	1,568.00	
256078 ✓	08/01/2024	1378	L.I. HARDWARE ✓				
				A 1621.4514-90-000	278105 ✓	49.45 ✓	49.45
				A 1621.4514-90-000	278105 ✓	19.79 ✓	19.79
				A 1621.4514-90-000	278105 ✓	49.50 ✓	49.50
				A 1621.4514-90-000	278105 ✓	17.96 ✓	17.96
				A 1621.4514-90-000	278105 ✓	27.00 ✓	27.00
				A 1621.4514-90-000	278105 ✓	62.99 ✓	62.99
					Check Total:	226.69	
256079 ✓	08/01/2024	13092	LANGUAGE LINE SERVICES ✓				
				A 600		990.24 ✓	
				A 600		0.00	
					Check Total:	990.24	
256080 ✓	08/01/2024	1497	LOPER'S EQUIPMENT CORP. ✓				
				A 600		52.21 ✓	
				A 600		0.00	
					Check Total:	52.21	
256081 ✓	08/01/2024	10844	METRO THERAPY, INC. ✓				
				A 600	276060 ✓	250.00 ✓	
				A 600	276060 ✓	1,700.00 ✓	
				A 600	276060 ✓	250.00 ✓	
				A 600	276060 ✓	185.00 ✓	
				A 600	276060 ✓	1,075.00 ✓	
				A 600	276060 ✓	200.00 ✓	
				A 600	276060 ✓	250.00 ✓	
				A 600	276060 ✓	3,697.88 ✓	
				A 600	276060	0.00	

PATCHOGUE-MEDFORD UFSD

Check Warrant Report For A - 12: Cash Disbursement- 8/1/24 For Dates 8/1/2024 - 8/31/2024



Check #	Check Date	Vendor ID	Vendor Name	Account	PO Number	Check Amount	Liquidated
256082	08/01/2024	10998	MODERN ITALIAN BAKERY		Check Total:	7,607.88	
				A 7310.5811-09-000	277937	37.30	37.30
256083	08/01/2024	1666	MONTAUK BUS SERVICE INC.		Check Total:	37.30	
				A 600	275786	1,449.48	
				A 600	275786	724.74	
				A 600	275786	677.27	
				A 600	275786	0.00	
256084	08/01/2024	1713	NASSP		Check Total:	2,851.49	
				A 2110.4500-37-000	279013	385.00	385.00
				A 2110.4500-37-000	279013	0.00	0.00
				A 2110.4500-37-000	279013	0.00	0.00
256085	08/01/2024	9774	NATIONAL GRID		Check Total:	385.00	
				A 600		40.24	
				A 600		0.00	
				A 600		0.00	
				A 600		0.00	
256086	08/01/2024	9774	NATIONAL GRID		Check Total:	40.24	
				A 600		615.51	
				A 600		0.00	
				A 600		0.00	
				A 600		0.00	
256087	08/01/2024	9774	NATIONAL GRID		Check Total:	615.51	
				A 600		424.55	
				A 600		0.00	
				A 600		0.00	
				A 600		0.00	
					Check Total:	424.55	

PATCHOGUE-MEDFORD UFSD



Check Warrant Report For A - 12: Cash Disbursement- 8/1/24 For Dates 8/1/2024 - 8/31/2024

Check #	Check Date	Vendor ID	Vendor Name	Account	PO Number	Check Amount	Liquidated
256088	08/01/2024	9774	NATIONAL GRID	A 600		41.98	
				A 600		0.00	
				A 600		0.00	
				A 600		0.00	
					Check Total:	41.98	
256089	08/01/2024	9774	NATIONAL GRID	A 600		371.25	
				A 600		0.00	
				A 600		0.00	
				A 600		0.00	
					Check Total:	371.25	
256090	08/01/2024	9774	NATIONAL GRID	A 600		55.28	
				A 600		0.00	
				A 600		0.00	
				A 600		0.00	
					Check Total:	55.28	
256091	08/01/2024	9774	NATIONAL GRID	A 600		829.59	
				A 600		0.00	
				A 600		0.00	
				A 600		0.00	
					Check Total:	829.59	
256092	08/01/2024	9774	NATIONAL GRID	A 600		41.98	
				A 600		0.00	
				A 600		0.00	
				A 600		0.00	
					Check Total:	41.98	
256093	08/01/2024	9774	NATIONAL GRID	A 600		296.90	
				A 600		0.00	

PATCHOGUE-MEDFORD UFSD

Check Warrant Report For A - 12: Cash Disbursement- 8/1/24 For Dates 8/1/2024 - 8/31/2024



Check #	Check Date	Vendor ID	Vendor Name	Account	PO Number	Check Amount	Liquidated
				A 600		0.00	
				A 600		0.00	
					Check Total:	296.90	
256094	08/01/2024	9774	NATIONAL GRID				
				A 600		40.24	
				A 600		0.00	
				A 600		0.00	
				A 600		0.00	
					Check Total:	40.24	
256095	08/01/2024	9774	NATIONAL GRID				
				A 600		453.43	
				A 600		0.00	
				A 600		0.00	
				A 600		0.00	
					Check Total:	453.43	
256096	08/01/2024	9774	NATIONAL GRID				
				A 600		243.67	
				A 600		0.00	
				A 600		0.00	
				A 600		0.00	
					Check Total:	243.67	
256097	08/01/2024	9774	NATIONAL GRID				
				A 600		40.24	
				A 600		0.00	
				A 600		0.00	
				A 600		0.00	
					Check Total:	40.24	
256098	08/01/2024	9774	NATIONAL GRID				
				A 600		252.81	
				A 600		0.00	
				A 600		0.00	
				A 600		0.00	
					Check Total:	252.81	

PATCHOGUE-MEDFORD UFSD



Check Warrant Report For A - 12: Cash Disbursement- 8/1/24 For Dates 8/1/2024 - 8/31/2024

Check #	Check Date	Vendor ID	Vendor Name	Account	PO Number	Check Amount	Liquidated
256099 ✓	08/01/2024	9774	NATIONAL GRID ✓	A 600		41.98 ✓	
				A 600		0.00	
				A 600		0.00	
				A 600		0.00	
				Check Total:		41.98	
256100 ✓	08/01/2024	17066	NEW PRECISION TECHNOLOGY LLC ✓	A 2110.4500-37-000	279012 ✓	1,650.55 ✓	1,650.55
				Check Total:		1,650.55	
256101 ✓	08/01/2024	1828	NYS DEPT OF LABOR-UI DIV ✓	A 631		15,744.19 ✓	
				A 631		0.00	
				A 631		0.00	
				Check Total:		15,744.19	
256102 ✓	08/01/2024	12852	NYSID FOR THE DISABLED INC. ✓	A 600		23,154.98 ✓	
				A 600		25,175.40 ✓	
				A 600		1,258.02 ✓	
				A 600		0.00	
				Check Total:		49,588.40	
256103 ✓	08/01/2024	1837	NYSPPHSA, INC. ✓	A 2855.4760-90-000	278343 ✓	4,305.00 ✓	4,305.00
				A 2855.4760-90-000	278343	0.00	0.00
				A 2855.4760-90-000	278343	0.00	0.00
				A 2855.4760-90-000	278343	0.00	0.00
				Check Total:		4,305.00	
256104 ✓	08/01/2024	1855	OCEAN JANITORIAL SUPPLY INC. ✓	A 1620.4601-90-000	278163 ✓	1,563.39 ✓	1,563.39
				Check Total:		1,563.39	
256105 ✓	08/01/2024	9543	OUTBACK PORTABLE TOILETS ✓	A 1621.4790-90-000	278142 ✓	95.00	95.00
				Check Total:		95.00 ✓	
256106 ✓	08/01/2024	1896	PARKLINE ASPHALT MAINTENANCE ✓				

PATCHOGUE-MEDFORD UFSD



Check Warrant Report For A - 12: Cash Disbursement- 8/1/24 For Dates 8/1/2024 - 8/31/2024

Check #	Check Date	Vendor ID	Vendor Name	Account	PO Number	Check Amount	Liquidated
256107 ✓	08/01/2024	2228	PATCHOGUE MEDFORD UNION FREE SCHOOL DISTRICT ✓	A 600		650.00 ✓	
				A 600		4,000.00 ✓	
				A 600		0.00	
				Check Total:		4,650.00 ✓	
256108 ✓	08/01/2024	1913	PATCHOGUE-MEDFORD LIBRARY ✓	A 600		315.00 ✓	
				A 600		100.00 ✓	
				A 600		0.00	
				Check Total:		415.00 ✓	
256109 ✓	08/01/2024	6573	PERIPOLE INC. ✓	A 630		1,576,598.50	
				A 630		0.00	
				Check Total:		1,576,598.50 ✓	
256110 ✓	08/01/2024	13814	PSEGLI ✓	A 2118.2000-06-000	279082 ✓	32.65 ✓	32.65
				A 2118.4500-01-000	279082	507.93 ✓	507.93
				A 2118.4500-02-000	279082	503.08 ✓	503.08
				A 2118.4500-03-000	279082	595.23 ✓	595.23
				A 2118.4500-04-000	279082	638.90 ✓	638.90
				A 2118.4500-05-000	279082	527.35 ✓	527.35
				A 2118.4500-06-000	279082	363.75 ✓	363.75
				A 2118.4500-07-000	279082	323.64 ✓	323.64
				Check Total:		3,492.53 ✓	
256111 ✓	08/01/2024	13814	PSEGLI ✓	A 1620.4770-90-000	278006 ✓	13,132.59 ✓	13,132.59
				A 1620.4770-90-000	278006	0.00	0.00
				A 1620.4770-90-000	278006	0.00	0.00
				Check Total:		13,132.59	
				A 1620.4770-90-000	278006 ✓	2,292.59 ✓	2,292.59
				A 1620.4770-90-000	278006	0.00	0.00
				A 1620.4770-90-000	278006	0.00	0.00

PATCHOGUE-MEDFORD UFSD

Check Warrant Report For A - 12: Cash Disbursement- 8/1/24 For Dates 8/1/2024 - 8/31/2024



Check #	Check Date	Vendor ID	Vendor Name	Account	PO Number	Check Amount	Liquidated
				Check Total:		2,292.59	
256112	08/01/2024	13814	PSEGLI	A 1620.4770-90-000	278006	63.57	63.57
				A 1620.4770-90-000	278006	0.00	0.00
				A 1620.4770-90-000	278006	0.00	0.00
				Check Total:		63.57	
256113	08/01/2024	13814	PSEGLI	A 1620.4770-90-000	278006	266.08	266.08
				A 1620.4770-90-000	278006	0.00	0.00
				A 1620.4770-90-000	278006	0.00	0.00
				Check Total:		266.08	
256114	08/01/2024	13814	PSEGLI	A 1620.4770-90-000	278006	20.33	20.33
				A 1620.4770-90-000	278006	0.00	0.00
				A 1620.4770-90-000	278006	0.00	0.00
				Check Total:		20.33	
256115	08/01/2024	13814	PSEGLI	A 1620.4770-90-000	278006	6,123.22	6,123.22
				A 1620.4770-90-000	278006	0.00	0.00
				A 1620.4770-90-000	278006	0.00	0.00
				Check Total:		6,123.22	
256116	08/01/2024	13814	PSEGLI	A 1620.4770-90-000	278006	59.73	59.73
				A 1620.4770-90-000	278006	0.00	0.00
				A 1620.4770-90-000	278006	0.00	0.00
				Check Total:		59.73	
256117	08/01/2024	13814	PSEGLI	A 1620.4770-90-000	278006	14,341.00	14,341.00
				A 1620.4770-90-000	278006	0.00	0.00
				A 1620.4770-90-000	278006	0.00	0.00
				Check Total:		14,341.00	
256118	08/01/2024	13814	PSEGLI	A 1620.4770-90-000	278006	18,816.16	18,816.16

PATCHOGUE-MEDFORD UFSD

Check Warrant Report For A - 12: Cash Disbursement- 8/1/24 For Dates 8/1/2024 - 8/31/2024



Check #	Check Date	Vendor ID	Vendor Name	Account	PO Number	Check Amount	Liquidated
				A 1620.4770-90-000	278006	0.00	0.00
				A 1620.4770-90-000	278006	0.00	0.00
				Check Total:		18,816.16	
256119	08/01/2024	12975	QUADIENT LEASING USA, INC.	A 1670.4793-90-000	279039	510.09	510.09
				A 2110.4500-90-000	279039	132.29	132.29
				A 2110.4500-90-000	279039	0.00	0.00
				A 1670.4793-90-000	279039	510.09	510.09
				A 2110.4500-90-000	279039	132.29	132.29
				A 2110.4500-90-000	279039	0.00	0.00
				Check Total:		1,284.76	
256120	08/01/2024	11261	R.S. ABRAMS & CO. LLP	A 600		11,925.00	
				A 600		0.00	
				Check Total:		11,925.00	
256121	08/01/2024	2113	RIVERHEAD CSD	A 631		6,653.16	
				Check Total:		6,653.16	
256122	08/01/2024	15927	SCHILLING, CHRISTOPHER	A 1620.4520-90-000		100.00	
				Check Total:		100.00	
256123	08/01/2024	2244	SCHWING ELECTRICAL SUPPLY CORP	A 1621.4514-90-000	278156	199.97	199.97
				A 1621.4514-90-000	278156	3,037.92	3,037.92
				Check Total:		3,237.89	
256124	08/01/2024	14386	SENECA CONSULTING GROUP, INC.	A 1310.4790-90-000	278030	4,229.16	4,229.16
				A 1310.4790-90-000	278030	0.00	0.00
				Check Total:		4,229.16	
256125	08/01/2024	2289	SHERWIN WILLIAMS	A 1621.4790-90-000	278154	145.56	145.56
				A 1621.4790-90-000	278154	9.51	9.51
				A 1621.4790-90-000	278154	243.26	243.26

PATCHOGUE-MEDFORD UFSD

Check Warrant Report For A - 12: Cash Disbursement- 8/1/24 For Dates 8/1/2024 - 8/31/2024



Check #	Check Date	Vendor ID	Vendor Name	Account	PO Number	Check Amount	Liquidated
				A 1621.4790-90-000	278154 ✓	82.42 ✓	82.42
				A 1621.4790-90-000	278154 ✓	620.88 ✓	620.88
				A 1621.4790-90-000	278154 ✓	127.06 ✓	127.06
				A 1621.4790-90-000	278154 ✓	24.49 ✓	24.49
				A 1621.4790-90-000	278154 ✓	72.78 ✓	72.78
				A 1621.4790-90-000	278154 ✓	187.05 ✓	187.05
				A 1621.4790-90-000	278154 ✓	368.80 ✓	368.80
				A 1621.4790-90-000	278154 ✓	25.13 ✓	25.13
				A 1621.4790-90-000	278154 ✓	25.02 ✓	25.02
				Check Total:		1,931.96	
256126 ✓	08/01/2024	15382	SITEONE LANDSCAPE SUPPLY, LLC ✓				
				A 1621.4280-90-000	278151 ✓	456.52 ✓	456.52
				Check Total:		456.52	
256127 ✓	08/01/2024	2049	SPRAGUE OPERATING RESOURCES ✓				
				A 600	274130 ✓	5,302.80 ✓	
				A 600	274130	0.00	
				A 600	274130	0.00	
				A 600	274130	0.00	
				Check Total:		5,302.80	
256128 ✓	08/01/2024	13358	STAMFORD TENT & EQUIPMENT CO ✓				
				A 600		12,791.10 ✓	
				A 600		0.00	
				Check Total:		12,791.10	
256129 ✓	08/01/2024	596	STAPLES ADVANTAGE ✓				
				A 2020.4500-27-000	279114 ✓	69.00 ✓	69.00
				A 2020.4500-28-000	279047 ✓	1,505.74 ✓	1,518.94
				A 2110.4500-37-000	279106 ✓	2,027.78 ✓	2,027.78
				A 2020.4500-27-000	279114 ✓	871.27 ✓	871.27
				A 2110.4500-37-000	279106 ✓	-191.80 ✓	0.00
				Check Total:		4,281.99	
256130 ✓	08/01/2024	11054	STAT INSPECTION CORP. ✓				
				A 1621.4790-90-000	278143 ✓	400.00 ✓	400.00
				Check Total:		400.00	

PATCHOGUE-MEDFORD UFSD



Check Warrant Report For A - 12: Cash Disbursement- 8/1/24 For Dates 8/1/2024 - 8/31/2024

Check #	Check Date	Vendor ID	Vendor Name	Account	PO Number	Check Amount	Liquidated
256131	08/01/2024	2452	SUFFOLK COUNTY WATER AUTHORITY				
				A 1620.4743-90-000	278005 ✓	0.00	0.00
				A 1620.4743-90-000	278005 ✓	77.83 ✓	77.83
				A 1620.4743-90-000	278005 ✓	336.75 ✓	336.75
				A 1620.4743-90-000	278005 ✓	275.34 ✓	275.34
				A 1620.4743-90-000	278005 ✓	53.76 ✓	53.76
				A 1620.4743-90-000	278005 ✓	6,489.67 ✓	6,489.67
				A 1620.4743-90-000	278005 ✓	510.68 ✓	510.68
				A 1620.4743-90-000	278005 ✓	53.71 ✓	53.71
				A 1620.4743-90-000	278005 ✓	407.57 ✓	407.57
				A 1620.4743-90-000	278005 ✓	53.71 ✓	53.71
				A 1620.4743-90-000	278005 ✓	251.73 ✓	251.73
				A 1620.4743-90-000	278005 ✓	53.74 ✓	53.74
				A 1620.4743-90-000	278005 ✓	200.85 ✓	200.85
				A 1620.4743-90-000	278005 ✓	767.69 ✓	767.69
				A 1620.4743-90-000	278005 ✓	53.76 ✓	53.76
				A 1620.4743-90-000	278005 ✓	1,008.08 ✓	1,008.08
				A 1620.4743-90-000	278005 ✓	393.79 ✓	393.79
				A 1620.4743-90-000	278005 ✓	101.54 ✓	101.54
				Check Total:		11,090.20	
256132	08/01/2024	15479	TURTLE & HUGHES INC.				
				A 1621.4514-90-000	278145 ✓	142.79 ✓	142.79
				A 1621.4514-90-000	278145 ✓	10.58 ✓	10.58
				A 1621.4514-90-000	278145 ✓	448.18 ✓	448.18
				Check Total:		601.55	
256133	08/01/2024	19196	ULTIMATE PEST CONTROL INC.				
				A 1620.4790-90-000	278140 ✓	110.00 ✓	110.00
				A 1620.4790-90-000	278140 ✓	110.00 ✓	110.00
				A 1620.4790-90-000	278140 ✓	110.00 ✓	110.00
				A 1620.4790-90-000	278140 ✓	110.00 ✓	110.00
				Check Total:		440.00	
256134	08/01/2024	2673	UNITED PARCEL SERVICE				
				A 600		16.90	

PATCHOGUE-MEDFORD UFSD

Check Warrant Report For A - 12: Cash Disbursement- 8/1/24 For Dates 8/1/2024 - 8/31/2024



Check #	Check Date	Vendor ID	Vendor Name	Account	PO Number	Check Amount	Liquidated
				A 1670.4730-90-000	278002 ✓	16.90 ✓	16.90
				A 600		0.00	
				A 1670.4730-90-000	278002 ✓	16.90 ✓	16.90
				A 600		16.90 ✓	
				A 1670.4730-90-000	278002 ✓	0.00	0.00
				A 600		0.00	
				A 600		0.00	
				A 600		0.00	
				Check Total:		67.60	
256135 ✓	08/01/2024	12043	UNITED SUPPLY CORP. ✓				
				A 2119.4500-07-000	278431 ✓	149.44 ✓	149.44
				Check Total:		149.44	
256136 ✓	08/01/2024	14670	VARSITY ATHLETIC APPAREL INC. ✓				
				A 2855.4500-37-000	278342 ✓	1,407.00 ✓	1,407.00
				A 2855.4500-37-000	278342 ✓	92.00 ✓	92.00
				Check Total:		1,499.00	
256137 ✓	08/01/2024	12446	W.B. MASON COMPANY ✓				
				A 1240.4500-90-000	279030 ✓	5.74 ✓	5.74
				A 2110.4500-27-000	278874 ✓	633.82 ✓	633.82
				A 1310.4500-90-000	279030 ✓	7.13 ✓	7.13
				A 1430.4500-90-000	279030 ✓	5.74 ✓	5.74
				A 2010.4500-90-000	279030 ✓	5.74 ✓	5.74
				Check Total:		658.17	
256138 ✓	08/01/2024	15531	WORLDWIDE PAPER CORP. ✓				
				A 2110.4500-37-000	279172 ✓	4,101.00 ✓	4,101.00
				Check Total:		4,101.00	



Check #	Check Date	Vendor ID	Vendor Name	Account	PO Number	Check Amount	Liquidated
Number of Transactions: 97					Warrant Total:	3,411,250.12	
					Vendor Portion:	3,411,250.12	

Certification of Warrant

To The District Treasurer: I hereby certify that I have verified the above claims, 97 in number, in the total amount of \$3,411,250.12. You are hereby authorized and directed to pay to the claimants certified above the amount of each claim allowed and charge each to the proper fund.

<u>8-6-24</u>	<u>Adriane Brower</u>	<u>Claims Auditor</u>
Date	Signature	Title
	<u>Nancy Hoogstraal</u>	<u>alternate Claims Auditor</u>

PATCHOGUE-MEDFORD UFSD



Check Warrant Report For C - 5: Cash Disbursement- 8/1/24 For Dates 8/1/2024 - 8/31/2024

Check #	Check Date	Vendor ID	Vendor Name	Account	PO Number	Check Amount	Liquidated
256139	08/01/2024	17002	GLOBAL PAYMENTS, INC.	C 2860.4000-95-000	278980	10,890.00	10,890.00
						Check Total:	10,890.00
256140	08/01/2024	8431	LISNDA COOPERATIVE BID ASSOC.	C 2860.4000-95-000	279197	2,500.00	2,500.00
						C 2860.4000-95-000	0.00
						Check Total:	2,500.00
						Warrant Total:	13,390.00
						Vendor Portion:	13,390.00

Number of Transactions: 2

Certification of Warrant

To The District Treasurer: I hereby certify that I have verified the above claims, 2 in number, in the total amount of \$ 13,390.00. You are hereby authorized and directed to pay to the claimants certified above the amount of each claim allowed and charge each to the proper fund.

8-1-24
Date

Adriane Brower
Signature

Claims Auditor
Title

PATCHOGUE-MEDFORD UFSD



Check Warrant Report For F - 3: Cash Disbursement- 8/1/24 For Dates 8/1/2024 - 8/31/2024

Check #	Check Date	Vendor ID	Vendor Name	Account	PO Number	Check Amount	Liquidated
256141 ✓	08/01/2024	785	EASTERN SUFFOLK BOCES ✓	F 631		150.00 ✓	
				F 631		9,900.00 ✓	
				F 631		0.00	
				F 631		0.00	
					Check Total:	10,050.00	
256142 ✓	08/01/2024	17784	EXEMPLARS, INC. ✓	F 600	277908 ✓	17,207.75 ✓	
				F 600	277908	0.00	
					Check Total:	17,207.75	
256143 ✓	08/01/2024	8398	JUST KIDS EARLY CHILDHOOD LEARNING CNTR. ✓	F 600	275047 ✓	6,464.40 ✓	
				F 600	275047	0.00	
					Check Total:	6,464.40	
256144 ✓	08/01/2024	1666	MONTAUK BUS SERVICE INC. ✓	F 600	277102	344.98 ✓	
				F 600	277127	297.51 ✓	
				F 600	277102	0.00	
				F 600	277127	0.00	
				F 600	277102	0.00	
				F 600	277127	250.04 ✓	
				F 600	277127	0.00	
				F 600	277127	250.04 ✓	
				F 600	277127	0.00	
				F 600	277127	0.00	
					Check Total:	1,142.57	
256145 ✓	08/01/2024	8395	NEW INTER-DISCIPLINARY SCHOOL ✓	F 600	275048 ✓	17,080.00 ✓	
				F 600	275048	0.00	
				F 600	275048	0.00	
					Check Total:	17,080.00	
256146 ✓	08/01/2024	11992	RENU RESTORATION & CONTRACTING ✓				

PATCHOGUE-MEDFORD UFSD

Check Warrant Report For F - 3: Cash Disbursement- 8/1/24 For Dates 8/1/2024 - 8/31/2024



Check #	Check Date	Vendor ID	Vendor Name	Account	PO Number	Check Amount	Liquidated
				F 2110.4000-90-ARP	277489	54,949.35	54,949.35
					Check Total:	54,949.35	
256147	08/01/2024	2253	SCOPE	F 600	275049	104,400.00	
				F 600	275049	0.00	
				F 600	275049	0.00	
					Check Total:	104,400.00	
256148	08/01/2024	17948	TEACHTOWN	F 600	278206	15,833.54	
				F 600	278206	0.00	
					Check Total:	15,833.54	
256149	08/01/2024	17637	THE YMCA OF LONG ISLAND INC.	F 600	275046	24,598.80	
				F 600	275046	0.00	
				F 600	275046	0.00	
					Check Total:	24,598.80	
256150	08/01/2024	19142	XanEdu Publishing, Inc. DBA Scholarus Learning	F 600		13,162.50	
				F 600		13,162.50	
				F 600		0.00	
					Check Total:	26,325.00	



Check #	Check Date	Vendor ID	Vendor Name	Account	PO Number	Check Amount	Liquidated
Number of Transactions: 10					Warrant Total:	278,051.41	
					Vendor Portion:	278,051.41	

Certification of Warrant

To The District Treasurer: I hereby certify that I have verified the above claims, 10 in number, in the total amount of \$ 278,051.41. You are hereby authorized and directed to pay to the claimants certified above the amount of each claim allowed and charge each to the proper fund.

8-1-24
Date

Adriane Brower
Signature

Claims Auditor
Title

PATCHOGUE-MEDFORD UFSD



Check Warrant Report For H - 2: Cash Disbursement- 8/1/24 For Dates 8/1/2024 - 8/31/2024

Check #	Check Date	Vendor ID	Vendor Name	Account	PO Number	Check Amount	Liquidated
256151	08/01/2024	11985	HTP MECHANICAL CORP.	H 2425.0199-0-2930	277941	9,357.39	9,357.39
						Check Total:	9,357.39
						Warrant Total:	9,357.39
						Vendor Portion:	9,357.39

Number of Transactions: 1

Certification of Warrant

To The District Treasurer: I hereby certify that I have verified the above claims, 1 in number, in the total amount of \$ 9,357.39. You are hereby authorized and directed to pay to the claimants certified above the amount of each claim allowed and charge each to the proper fund.

8-5-24 Adriane Brower Claims Auditor
Date Signature Title

PATCHOGUE-MEDFORD UFSD



Check Warrant Report For A - 19: Cash Disbursement- MEDICARE, JAN-JUNE 2024 For Dates 8/1/2024 - 8/31/2024

Check #	Check Date	Vendor ID	Vendor Name	Account	PO Number	Check Amount	Liquidated
256153 ✓	08/26/2024	12	ABBATE, DARLENE A. ✓	A 9061.8000-90-000		1,048.20	
					Check Total:	1,048.20 ✓	
256154 ✓	08/26/2024	8035	ACEVEDO, ZOBEIDA ✓	A 9061.8000-90-000		1,048.20	
					Check Total:	1,048.20 ✓	
256155 ✓	08/26/2024	41	ADEE, KENT ✓	A 9061.8000-90-000		1,048.20	
					Check Total:	1,048.20 ✓	
256156 ✓	08/26/2024	9324	AGOSTINELLO, DENISE M. ✓	A 9061.8000-90-000		2,725.20	
					Check Total:	2,725.20 ✓	
256157 ✓	08/26/2024	63	AIELLO, STEVEN L. ✓	A 9061.8000-90-000		1,048.20	
					Check Total:	1,048.20 ✓	
256158 ✓	08/26/2024	10271	AIELLO, SUZANNE ✓	A 9061.8000-90-000		1,048.20	
					Check Total:	1,048.20 ✓	
256159 ✓	08/26/2024	74	ALBANO, STEPHANIE ✓	A 9061.8000-90-000		4,402.20	
					Check Total:	4,402.20 ✓	
256160 ✓	08/26/2024	10527	ALBERT, CHARLES W. ✓	A 9061.8000-90-000		2,096.40	
					Check Total:	2,096.40 ✓	
256161 ✓	08/26/2024	12776	ALBERTELLI, LILLIAN ✓	A 9061.8000-90-000		1,048.20	
					Check Total:	1,048.20 ✓	
256162 ✓	08/26/2024	10676	ALEVAS, SUSAN F. ✓	A 9061.8000-90-000		1,048.20	
					Check Total:	1,048.20 ✓	
256163 ✓	08/26/2024	11292	ALFANI, GERARD ✓	A 9061.8000-90-000		2,096.40	
					Check Total:	2,096.40 ✓	

PATCHOGUE-MEDFORD UFSD

Check Warrant Report For A - 19: Cash Disbursement- MEDICARE, JAN-JUNE 2024 For Dates 8/1/2024 - 8/31/2024



Check #	Check Date	Vendor ID	Vendor Name	Account	PO Number	Check Amount	Liquidated
256164	08/26/2024	10847	ALLEGRETTI SHEILA	A 9061.8000-90-000		1,048.20	
					Check Total:	1,048.20	
256165	08/26/2024	13109	ALLEN, MARIA E.	A 9061.8000-90-000		2,096.40	
					Check Total:	2,096.40	
256166	08/26/2024	15408	AMBROSIO, JOANNE	A 9061.8000-90-000		2,096.40	
					Check Total:	2,096.40	
256167	08/26/2024	11832	AMENDOLA, JOANNE	A 9061.8000-90-000		2,096.40	
					Check Total:	2,096.40	
256168	08/26/2024	11150	ANDRITZ, VICTORIA	A 9061.8000-90-000		1,048.20	
					Check Total:	1,048.20	
256169	08/26/2024	143	ANGIOLILLO, NICHOLAS	A 9061.8000-90-000		2,096.40	
					Check Total:	2,096.40	
256170	08/26/2024	10641	ANSBRO, JOHN T.	A 9061.8000-90-000		2,096.40	
					Check Total:	2,096.40	
256171	08/26/2024	8802	ANZALONE, GLORIA	A 9061.8000-90-000		1,048.20	
					Check Total:	1,048.20	
256172	08/26/2024	12174	APREA, JULAINE M	A 9061.8000-90-000		1,048.20	
					Check Total:	1,048.20	
256173	08/26/2024	157	ARGENT, ARIADNE	A 9061.8000-90-000		6,708.00	
					Check Total:	6,708.00	
256174	08/26/2024	9844	ARMSTEAD, LORRAINE M.	A 9061.8000-90-000		1,048.20	
					Check Total:	1,048.20	

PATCHOGUE-MEDFORD UFSD

Check Warrant Report For A - 19: Cash Disbursement- MEDICARE, JAN-JUNE 2024 For Dates 8/1/2024 - 8/31/2024



Check #	Check Date	Vendor ID	Vendor Name	Account	PO Number	Check Amount	Liquidated
256175	08/26/2024	8288	ARROYO, RAYMOND	A 9061.8000-90-000		1,048.20	
					Check Total:	1,048.20	
256176	08/26/2024	9843	AUER, JUNE V.	A 9061.8000-90-000		2,096.40	
					Check Total:	2,096.40	
256177	08/26/2024	14496	AUSTIN, DANIEL W.	A 9061.8000-90-000		3,354.00	
					Check Total:	3,354.00	
256178	08/26/2024	15892	AYALA, JORGE	A 9061.8000-90-000		1,747.00	
					Check Total:	1,747.00	
256179	08/26/2024	202	BABULAK, MICHAEL L.	A 9061.8000-90-000		2,096.40	
					Check Total:	2,096.40	
256180	08/26/2024	204	BACKMAN, RICHARD	A 9061.8000-90-000		1,048.20	
					Check Total:	1,048.20	
256181	08/26/2024	207	BAGLIO, BENEDICT A.	A 9061.8000-90-000		1,467.60	
					Check Total:	1,467.60	
256182	08/26/2024	209	BAHNSEN, BARBARA	A 9061.8000-90-000		1,048.20	
					Check Total:	1,048.20	
256183	08/26/2024	213	BAKER, EDWARD	A 9061.8000-90-000		2,096.40	
					Check Total:	2,096.40	
256184	08/26/2024	11151	BALDREY, DIXIE LOU	A 9061.8000-90-000		1,048.20	
					Check Total:	1,048.20	
256185	08/26/2024	7988	BARNES, SHEILA	A 9061.8000-90-000		2,201.40	
					Check Total:	2,201.40	

PATCHOGUE-MEDFORD UFSD

Check Warrant Report For A - 19: Cash Disbursement- MEDICARE, JAN-JUNE 2024 For Dates 8/1/2024 - 8/31/2024



Check #	Check Date	Vendor ID	Vendor Name	Account	PO Number	Check Amount	Liquidated
256186 ✓	08/26/2024	10273	BARRENTINE, FAITH ✓	A 9061.8000-90-000		5,450.40	
					Check Total:	5,450.40 ✓	
256187 ✓	08/26/2024	9160	BARTOLOMEO, DONNA ✓	A 9061.8000-90-000		1,048.20	
					Check Total:	1,048.20 ✓	
256188 ✓	08/26/2024	9840	BASS, MERLE I. ✓	A 9061.8000-90-000		2,935.20	
					Check Total:	2,935.20 ✓	
256189 ✓	08/26/2024	240	BAUMILLER, JOHN T. ✓	A 9061.8000-90-000		2,096.40	
					Check Total:	2,096.40 ✓	
256190 ✓	08/26/2024	14274	BAVOSA, GARY ✓	A 9061.8000-90-000		1,048.20	
					Check Total:	1,048.20 ✓	
256191 ✓	08/26/2024	12947	BAYER, FREDERICK H. ✓	A 9061.8000-90-000		2,096.40	
					Check Total:	2,096.40 ✓	
256192 ✓	08/26/2024	17093	BECKER, CLIFFORD R. ✓	A 9061.8000-90-000		2,096.40	
					Check Total:	2,096.40 ✓	
256193 ✓	08/26/2024	7942	BEDFORD, JAMES W. ✓	A 9061.8000-90-000		1,048.20	
					Check Total:	1,048.20 ✓	
256194 ✓	08/26/2024	17592	BEDNARSKI, CANDIDA ✓	A 9061.8000-90-000		1,048.20	
					Check Total:	1,048.20 ✓	
256195 ✓	08/26/2024	6544	BELANGER, LINDA ✓	A 9061.8000-90-000		1,048.20	
					Check Total:	1,048.20 ✓	
256196 ✓	08/26/2024	14646	BENANTI, LYNDAL. ✓	A 9061.8000-90-000		1,048.20	
					Check Total:	1,048.20 ✓	

PATCHOGUE-MEDFORD UFSD

Check Warrant Report For A - 19: Cash Disbursement- MEDICARE, JAN-JUNE 2024 For Dates 8/1/2024 - 8/31/2024



Check #	Check Date	Vendor ID	Vendor Name	Account	PO Number	Check Amount	Liquidated
256197 ✓	08/26/2024	7053	BENNETT, CLIFFORD, THE ESTATE OF	A 9061.8000-90-000		698.80	✓
					Check Total:	698.80	
256198 ✓	08/26/2024	11390	BERG, KENNETH A.	A 9061.8000-90-000		1,048.20	
					Check Total:	1,048.20	✓
256199 ✓	08/26/2024	275	BERGEMAN, MARIA	A 9061.8000-90-000		1,048.20	
					Check Total:	1,048.20	✓
256200 ✓	08/26/2024	9214	BERMAN, BARBARA A.	A 9061.8000-90-000		1,048.20	
					Check Total:	1,048.20	✓
256201 ✓	08/26/2024	278	BERNATZKY, CONRAD	A 9061.8000-90-000		2,096.40	
					Check Total:	2,096.40	✓
256202 ✓	08/26/2024	279	BERNER, SUSAN C.	A 9061.8000-90-000		1,048.20	
					Check Total:	1,048.20	✓
256203 ✓	08/26/2024	280	BERNSTEIN, MARJORY	A 9061.8000-90-000		6,708.00	
					Check Total:	6,708.00	✓
256204 ✓	08/26/2024	15775	BERTRAN, PAUL	A 9061.8000-90-000		1,048.20	
					Check Total:	1,048.20	✓
256205 ✓	08/26/2024	14514	BISHOP, DENISE M.	A 9061.8000-90-000		2,096.40	
					Check Total:	2,096.40	✓
256206 ✓	08/26/2024	13643	BJERTNES, JOSEPHINE L.	A 9061.8000-90-000		2,725.20	
					Check Total:	2,725.20	✓
256207 ✓	08/26/2024	6429	BLACK, ROBERT D	A 9061.8000-90-000		1,467.60	

PATCHOGUE-MEDFORD UFSD

Check Warrant Report For A - 19: Cash Disbursement- MEDICARE, JAN-JUNE 2024 For Dates 8/1/2024 - 8/31/2024



Check #	Check Date	Vendor ID	Vendor Name	Account	PO Number	Check Amount	Liquidated
256208	08/26/2024	7051	BLIZZARD, LINDA	A 9061.8000-90-000	Check Total:	1,467.60	
256209	08/26/2024	17092	BODDY-WALLACE, KAROL	A 9061.8000-90-000	Check Total:	1,048.20	
256210	08/26/2024	17777	BONA, MARGARET	A 9061.8000-90-000	Check Total:	2,096.40	
256211	08/26/2024	15601	BONANNO, EVELYN	A 9061.8000-90-000	Check Total:	2,096.40	
256212	08/26/2024	13509	BONATI, RICHARD J.	A 9061.8000-90-000	Check Total:	1,048.20	
256213	08/26/2024	13847	BONERBA, LINDA	A 9061.8000-90-000	Check Total:	2,096.40	
256214	08/26/2024	7532	BOROWSKI, ROBERT	A 9061.8000-90-000	Check Total:	1,048.20	
256215	08/26/2024	13836	BOUGHTON, WILLIAM E JR.	A 9061.8000-90-000	Check Total:	1,467.00	
256216	08/26/2024	8925	BOULERIS, ROSE V.	A 9061.8000-90-000	Check Total:	2,096.40	
256217	08/26/2024	10080	BOWERSOX, TIMOTHY E	A 9061.8000-90-000	Check Total:	1,048.20	
256218	08/26/2024	8788	BRAVERMAN, GAIL	A 9061.8000-90-000	Check Total:	1,467.60	
				A 9061.8000-90-000		1,048.20	

PATCHOGUE-MEDFORD UFSD



Check Warrant Report For A - 19: Cash Disbursement- MEDICARE, JAN-JUNE 2024 For Dates 8/1/2024 - 8/31/2024

Check #	Check Date	Vendor ID	Vendor Name	Account	PO Number	Check Amount	Liquidated
256219	08/26/2024	14706	BRENNAN, DORIS A.	A 9061.8000-90-000	Check Total:	1,048.20	
256220	08/26/2024	338	BRESLER, LEONARD	A 9061.8000-90-000	Check Total:	1,048.20	
256221	08/26/2024	11723	BROOKS, CHERYL	A 9061.8000-90-000	Check Total:	1,048.20	
256222	08/26/2024	355	BROWN, EDWARD	A 9061.8000-90-000	Check Total:	1,048.20	
256223	08/26/2024	13149	BROWN, JEREMIAH E.	A 9061.8000-90-000	Check Total:	3,354.00	
256224	08/26/2024	13219	BROWN, MARY A.	A 9061.8000-90-000	Check Total:	1,048.20	
256225	08/26/2024	7917	BROWN, VICTORIA	A 9061.8000-90-000	Check Total:	3,354.00	
256226	08/26/2024	13642	BRUNO, FRANK J.	A 9061.8000-90-000	Check Total:	2,096.40	
256227	08/26/2024	361	BRUNO, VINCENT	A 9061.8000-90-000	Check Total:	2,725.20	
256228	08/26/2024	9159	BUCKSHAW, ELAINE	A 9061.8000-90-000	Check Total:	1,048.20	
256229	08/26/2024	8909	BUDIARJO, LOUISA	A 9061.8000-90-000	Check Total:	1,048.20	

PATCHOGUE-MEDFORD UFSD

Check Warrant Report For A - 19: Cash Disbursement- MEDICARE, JAN-JUNE 2024 For Dates 8/1/2024 - 8/31/2024



Check #	Check Date	Vendor ID	Vendor Name	Account	PO Number	Check Amount	Liquidated
256230	08/26/2024	13641	BUFANO, SUSAN M.	A 9061.8000-90-000	Check Total:	1,048.20	
						2,096.40	
256231	08/26/2024	14115	BULL, FRANK E.	A 9061.8000-90-000	Check Total:	2,096.40	
						2,096.40	
256232	08/26/2024	10661	BUNNING, JOAN	A 9061.8000-90-000	Check Total:	2,096.40	
						2,096.40	
256233	08/26/2024	14513	BUONANNO, PETER	A 9061.8000-90-000	Check Total:	2,096.40	
						2,096.40	
256234	08/26/2024	373	BUONOMO, CAROLYN	A 9061.8000-90-000	Check Total:	2,096.40	
						2,096.40	
256235	08/26/2024	17625	BURGER, DEANNA M.	A 9061.8000-90-000	Check Total:	2,096.40	
						1,048.20	
256236	08/26/2024	377	BURKE, PAULETTE	A 9061.8000-90-000	Check Total:	1,048.20	
						1,048.20	
256237	08/26/2024	9074	BURTON, ABBE, THE ESTATE OF	A 9061.8000-90-000	Check Total:	1,048.20	
						1,048.20	
256238	08/26/2024	10837	BUTCHER,MARGARET	A 9061.8000-90-000	Check Total:	1,048.20	
						1,048.20	
256239	08/26/2024	384	BUTLER, KATHLEEN	A 9061.8000-90-000	Check Total:	1,048.20	
						1,048.20	
256240	08/26/2024	10480	BUTTERFIELD, DIANE L.	A 9061.8000-90-000	Check Total:	1,048.20	
						2,096.40	

PATCHOGUE-MEDFORD UFSD



Check Warrant Report For A - 19: Cash Disbursement- MEDICARE, JAN-JUNE 2024 For Dates 8/1/2024 - 8/31/2024

Check #	Check Date	Vendor ID	Vendor Name	Account	PO Number	Check Amount	Liquidated
256241 ✓	08/26/2024	11057	CABRERA BARBARA ✓		Check Total:	2,096.40	
				A 9061.8000-90-000		4,192.80	
256242 ✓	08/26/2024	17391	CALDERON, DEBRA ✓		Check Total:	4,192.80 ✓	
				A 9061.8000-90-000		1,048.20	
256243 ✓	08/26/2024	14052	CAMERIERI, JANET M. ✓		Check Total:	1,048.20 ✓	
				A 9061.8000-90-000		3,354.00	
256244 ✓	08/26/2024	7525	CAMERON, JEAN ✓		Check Total:	3,354.00 ✓	
				A 9061.8000-90-000		1,048.20	
256245 ✓	08/26/2024	8076	CAMILLERI, BARBARA J. ✓		Check Total:	1,048.20 ✓	
				A 9061.8000-90-000		1,048.20	
256246 ✓	08/26/2024	14888	CAMIZZI, KATHLEEN A. ✓		Check Total:	1,048.20 ✓	
				A 9061.8000-90-000		2,096.40	
256247 ✓	08/26/2024	17541	CAMMARANO, NANCY ✓		Check Total:	2,096.40 ✓	
				A 9061.8000-90-000		3,144.60	
256248 ✓	08/26/2024	405	CANDIA, FRANCES ✓		Check Total:	3,144.60 ✓	
				A 9061.8000-90-000		1,467.60	
256249 ✓	08/26/2024	7014	CANDITO, FRANK ✓		Check Total:	1,467.60 ✓	
				A 9061.8000-90-000		2,725.20	
256250 ✓	08/26/2024	11779	CANNON, DIANE P. ✓		Check Total:	2,725.20	
				A 9061.8000-90-000		2,096.40	
256251 ✓	08/26/2024	12310	CAPEK, SUSAN JOAN ✓		Check Total:	2,096.40 ✓	
				A 9061.8000-90-000		1,048.20	

PATCHOGUE-MEDFORD UFSD

Check Warrant Report For A - 19: Cash Disbursement- MEDICARE, JAN-JUNE 2024 For Dates 8/1/2024 - 8/31/2024



Check #	Check Date	Vendor ID	Vendor Name	Account	PO Number	Check Amount	Liquidated
256252	✓ 08/26/2024	17591	CAPPIELLO, DENISE E ✓	A 9061.8000-90-000	Check Total:	1,048.20	
						2,096.40	
256253	✓ 08/26/2024	12603	CARAMICO, NINA R. ✓	A 9061.8000-90-000	Check Total:	2,096.40 ✓	
						1,048.20	
256254	✓ 08/26/2024	13888	CARPENTER, PATRICIA A. ✓	A 9061.8000-90-000	Check Total:	1,048.20 ✓	
						2,096.40	
256255	✓ 08/26/2024	15949	CASALE, MICHAEL I ✓	A 9061.8000-90-000	Check Total:	2,096.40 ✓	
						1,048.20	
256256	✓ 08/26/2024	17709	CASTOIRE, JOSE ✓	A 9061.8000-90-000	Check Total:	1,048.20 ✓	
						2,096.40	
256257	✓ 08/26/2024	437	CAVANAGH, CATHLEEN ✓	A 9061.8000-90-000	Check Total:	2,096.40 ✓	
						1,048.20	
256258	✓ 08/26/2024	9076	CHAMPLIN, ROSE D. ✓	A 9061.8000-90-000	Check Total:	1,048.20 ✓	
						2,096.40	
256259	✓ 08/26/2024	13648	CHARACH, CAROLE ✓	A 9061.8000-90-000	Check Total:	2,096.40 ✓	
						2,096.40	
256260	✓ 08/26/2024	8037	CHASKIN, ALAN ✓	A 9061.8000-90-000	Check Total:	2,096.40 ✓	
						1,467.60	
256261	✓ 08/26/2024	13001	CHIARELLO, GAETANA T. ✓	A 9061.8000-90-000	Check Total:	1,467.60 ✓	
						1,048.20	
256262	✓ 08/26/2024	8094	CHINITZ, CAROL ✓	A 9061.8000-90-000	Check Total:	1,048.20 ✓	
						1,467.60	

PATCHOGUE-MEDFORD UFSD



Check Warrant Report For A - 19: Cash Disbursement- MEDICARE, JAN-JUNE 2024 For Dates 8/1/2024 - 8/31/2024

Check #	Check Date	Vendor ID	Vendor Name	Account	PO Number	Check Amount	Liquidated
256263	08/26/2024	14644	CHIUCHIOLO, SUSAN M.	A 9061.8000-90-000	Check Total:	1,467.60	
256264	08/26/2024	13655	CHOPPING, PATRICIA A.	A 9061.8000-90-000	Check Total:	4,192.80	
256265	08/26/2024	10530	CILIBRASI, SALVATORE	A 9061.8000-90-000	Check Total:	1,048.20	
256266	08/26/2024	500	CINELLI, EDWARD A	A 9061.8000-90-000	Check Total:	1,048.20	
256267	08/26/2024	501	CIPOLLA SAUNDRA A.	A 9061.8000-90-000	Check Total:	1,467.60	
256268	08/26/2024	14958	CIRO, JEAN B.	A 9061.8000-90-000	Check Total:	1,467.60	
256269	08/26/2024	10415	CLARK, ANDREW	A 9061.8000-90-000	Check Total:	4,192.80	
256270	08/26/2024	7687	CLARK, JEAN	A 9061.8000-90-000	Check Total:	2,096.40	
256271	08/26/2024	12697	CLAVIN, BONNIE L.	A 9061.8000-90-000	Check Total:	2,935.20	
256272	08/26/2024	519	CLEMENS, ANTHONY	A 9061.8000-90-000	Check Total:	2,096.40	
256273	08/26/2024	17593	CLEMENS, OLGA	A 9061.8000-90-000	Check Total:	1,467.60	

PATCHOGUE-MEDFORD UFSD

Check Warrant Report For A - 19: Cash Disbursement- MEDICARE, JAN-JUNE 2024 For Dates 8/1/2024 - 8/31/2024



Check #	Check Date	Vendor ID	Vendor Name	Account	PO Number	Check Amount	Liquidated
256274	08/26/2024	520	CLEMENTE, LORI	A 9061.8000-90-000	Check Total:	1,467.60	✓
256275	08/26/2024	7323	COHEE, MARGARET	A 9061.8000-90-000	Check Total:	2,096.40	✓
256276	08/26/2024	530	COHEN, HOWARD R.	A 9061.8000-90-000	Check Total:	2,096.40	✓
256277	08/26/2024	12948	COLUCCI, JOYCE	A 9061.8000-90-000	Check Total:	2,935.20	✓
256278	08/26/2024	10217	COMBS, TOM	A 9061.8000-90-000	Check Total:	1,874.40	✓
256279	08/26/2024	10158	CONETTA, ANTHONY	A 9061.8000-90-000	Check Total:	2,795.00	✓
256280	08/26/2024	13222	CONETTA, JANE F.	A 9061.8000-90-000	Check Total:	1,467.60	✓
256281	08/26/2024	12320	CONFESSORE, ANNA MARIE	A 9061.8000-90-000	Check Total:	1,467.60	✓
256282	08/26/2024	13858	COOK, SHARON	A 9061.8000-90-000	Check Total:	1,048.20	✓
256283	08/26/2024	11021	COOK-PETROZZO, JANICE I.	A 9061.8000-90-000	Check Total:	1,978.20	✓
256284	08/26/2024	11392	COOKE, NANCY K.	A 9061.8000-90-000	Check Total:	1,048.20	✓

PATCHOGUE-MEDFORD UFSD



Check Warrant Report For A - 19: Cash Disbursement- MEDICARE, JAN-JUNE 2024 For Dates 8/1/2024 - 8/31/2024

Check #	Check Date	Vendor ID	Vendor Name	Account	PO Number	Check Amount	Liquidated
256285	08/26/2024	12420	COOKE, PATRICIA M.	A 9061.8000-90-000	Check Total:	1,048.20	
256286	08/26/2024	583	COOPER, VIRGINIA M.	A 9061.8000-90-000	Check Total:	1,467.60	
256287	08/26/2024	590	CORDONE, NICHOLAS	A 9061.8000-90-000	Check Total:	2,096.40	
256288	08/26/2024	12533	CORNILLOW, JANET M.	A 9061.8000-90-000	Check Total:	2,096.40	
256289	08/26/2024	12020	COSSACK, LINDA	A 9061.8000-90-000	Check Total:	1,048.20	
256290	08/26/2024	7639	COSTANZO, CATHY	A 9061.8000-90-000	Check Total:	1,048.20	
256291	08/26/2024	597	COSTANZO, PEGGY	A 9061.8000-90-000	Check Total:	1,921.70	
256292	08/26/2024	17135	COSTELLO, JR. OLAF K.	A 9061.8000-90-000	Check Total:	2,096.40	
256293	08/26/2024	11777	COULURIS, CINDY	A 9061.8000-90-000	Check Total:	1,048.20	
256294	08/26/2024	605	COWAN JR, JAMES	A 9061.8000-90-000	Check Total:	1,048.20	
256295	08/26/2024	607	COYNE, VALENTINE	A 9061.8000-90-000	Check Total:	1,048.20	

PATCHOGUE-MEDFORD UFSD

Check Warrant Report For A - 19: Cash Disbursement- MEDICARE, JAN-JUNE 2024 For Dates 8/1/2024 - 8/31/2024



Check #	Check Date	Vendor ID	Vendor Name	Account	PO Number	Check Amount	Liquidated
256296	08/26/2024	6623	CRABTREE, CHARLES	A 9061.8000-90-000	Check Total:	1,048.20	
256297	08/26/2024	10969	CUOZZO, JANE	A 9061.8000-90-000	Check Total:	1,048.20	
256298	08/26/2024	13337	CURRAN, MARY LOU	A 9061.8000-90-000	Check Total:	5,450.40	
256299	08/26/2024	11564	RAYMOND E. CUTTER	A 9061.8000-90-000	Check Total:	4,192.80	
256300	08/26/2024	7946	D'ALFONSO, DOMINIC	A 9061.8000-90-000	Check Total:	2,725.20	
256301	08/26/2024	10970	DAHL, NANCY	A 9061.8000-90-000	Check Total:	1,048.20	
256302	08/26/2024	7556	DANIELLO, JOSEPH	A 9061.8000-90-000	Check Total:	1,048.20	
256303	08/26/2024	5861	DANISHEVSKI, PATRICIA	A 9061.8000-90-000	Check Total:	1,467.60	
256304	08/26/2024	7288	DANVERS, PATRICK S.	A 9061.8000-90-000	Check Total:	1,467.60	
256305	08/26/2024	8663	DAPOLITO, LINDA	A 9061.8000-90-000	Check Total:	1,048.20	
256306	08/26/2024	15369	DAVIDSON, DENNIS A.	A 9061.8000-90-000	Check Total:	2,096.40	
				A 9061.8000-90-000		2,096.40	

PATCHOGUE-MEDFORD UFSD



Check Warrant Report For A - 19: Cash Disbursement- MEDICARE, JAN-JUNE 2024 For Dates 8/1/2024 - 8/31/2024

Check #	Check Date	Vendor ID	Vendor Name	Account	PO Number	Check Amount	Liquidated
256307	08/26/2024	11733	DAVIS, BRYAN A.	A 9061.8000-90-000	Check Total:	2,096.40	
256308	08/26/2024	15800	DAVIS, LAURA ANN	A 9061.8000-90-000	Check Total:	2,725.20	
256309	08/26/2024	8853	DAYTON, MICHELLE	A 9061.8000-90-000	Check Total:	884.10	
256310	08/26/2024	10642	DE ROSARIO, ILDA	A 9061.8000-90-000	Check Total:	7,128.00	
256311	08/26/2024	13731	DEANGELIS, LYDIA K	A 9061.8000-90-000	Check Total:	2,096.40	
256312	08/26/2024	17196	DEFICHY, ROBERT L.	A 9061.8000-90-000	Check Total:	1,048.20	
256313	08/26/2024	14660	DEGNER, MARCIA S.	A 9061.8000-90-000	Check Total:	1,467.60	
256314	08/26/2024	11565	DELLYSSE, ANGELA	A 9061.8000-90-000	Check Total:	1,467.60	
256315	08/26/2024	10971	DELUCA, SEABASTIAN V.	A 9061.8000-90-000	Check Total:	2,096.40	
256316	08/26/2024	6621	DELUTIO, VIRGINIA T.	A 9061.8000-90-000	Check Total:	2,096.40	
256317	08/26/2024	9603	DETWEILER, LORETTA C.	A 9061.8000-90-000	Check Total:	1,048.20	
						3,354.00	

PATCHOGUE-MEDFORD UFSD

Check Warrant Report For A - 19: Cash Disbursement- MEDICARE, JAN-JUNE 2024 For Dates 8/1/2024 - 8/31/2024



Check #	Check Date	Vendor ID	Vendor Name	Account	PO Number	Check Amount	Liquidated
256318	08/26/2024	8245	DEVEREAUX, DONALD	A 9061.8000-90-000	Check Total:	3,354.00	
						3,354.00	
256319	08/26/2024	16962	DEVINE, GARY	A 9061.8000-90-000	Check Total:	3,354.00	
						2,096.40	
256320	08/26/2024	11345	DEVON, MARIA F.	A 9061.8000-90-000	Check Total:	2,096.40	
						1,048.20	
256321	08/26/2024	11606	DEW, CAROL ANN	A 9061.8000-90-000	Check Total:	1,048.20	
						2,096.40	
256322	08/26/2024	703	DI CLEMENTE, ANTHONY	A 9061.8000-90-000	Check Total:	2,096.40	
						4,192.80	
256323	08/26/2024	8585	DIETRICH, LAURA E.	A 9061.8000-90-000	Check Total:	4,192.80	
						1,467.60	
256324	08/26/2024	8682	DOLENGEWICZ, EDNA F.	A 9061.8000-90-000	Check Total:	1,467.60	
						1,048.20	
256325	08/26/2024	12375	DONOVAN, JANICE B.	A 9061.8000-90-000	Check Total:	1,048.20	
						1,048.20	
256326	08/26/2024	757	DOWD, NANCY S.	A 9061.8000-90-000	Check Total:	1,048.20	
						2,096.40	
256327	08/26/2024	758	DOWLING, JANET	A 9061.8000-90-000	Check Total:	2,096.40	
						1,048.20	
256328	08/26/2024	13061	DUFFY, CAROL A.	A 9061.8000-90-000	Check Total:	1,048.20	
						1,048.20	

PATCHOGUE-MEDFORD UFSD



Check Warrant Report For A - 19: Cash Disbursement- MEDICARE, JAN-JUNE 2024 For Dates 8/1/2024 - 8/31/2024

Check #	Check Date	Vendor ID	Vendor Name	Account	PO Number	Check Amount	Liquidated
256329	✓ 08/26/2024	767	DURINICK, HELEN M. ✓	A 9061.8000-90-000	Check Total:	1,048.20	
						1,048.20	
256330	✓ 08/26/2024	13647	DURR, KAREN S. ✓	A 9061.8000-90-000	Check Total:	1,048.20	✓
						2,096.40	
256331	✓ 08/26/2024	12443	EARL-HENNESSEY, PAULA ✓	A 9061.8000-90-000	Check Total:	2,096.40	✓
						1,467.60	
256332	✓ 08/26/2024	11957	EBERHARD-DECILLIS, ROBYN ✓	A 9061.8000-90-000	Check Total:	1,467.60	✓
						3,354.00	
256333	✓ 08/26/2024	10632	EBERT, ALLEN M. ✓	A 9061.8000-90-000	Check Total:	3,354.00	✓
						2,096.40	
256334	✓ 08/26/2024	791	EBERT, LOUISE ✓	A 9061.8000-90-000	Check Total:	2,096.40	✓
						1,048.20	
256335	✓ 08/26/2024	794	ECKARDT, LINDA ✓	A 9061.8000-90-000	Check Total:	1,048.20	✓
						1,467.60	
256336	✓ 08/26/2024	13429	ECKSTEIN, MARY T. ✓	A 9061.8000-90-000	Check Total:	1,467.60	✓
						1,467.60	
256337	✓ 08/26/2024	801	EDDINGTON, JOHN F. ✓	A 9061.8000-90-000	Check Total:	1,467.60	✓
						1,048.20	
256338	✓ 08/26/2024	9853	EDWARDS, PETER J. ✓	A 9061.8000-90-000	Check Total:	1,048.20	✓
						1,048.20	
256339	✓ 08/26/2024	9657	EISENBERG, PATTY J. ✓	A 9061.8000-90-000	Check Total:	1,048.20	
						2,096.40	✓

PATCHOGUE-MEDFORD UFSD

Check Warrant Report For A - 19: Cash Disbursement- MEDICARE, JAN-JUNE 2024 For Dates 8/1/2024 - 8/31/2024



Check #	Check Date	Vendor ID	Vendor Name	Account	PO Number	Check Amount	Liquidated
256340	✓ 08/26/2024	7940	EVANS, BARBARA S. ✓		Check Total:	2,096.40	
				A 9061.8000-90-000		2,096.40	
256341	✓ 08/26/2024	12122	FALKNER, ALLISON ✓		Check Total:	2,096.40	✓
				A 9061.8000-90-000		2,935.20	
256342	✓ 08/26/2024	15409	FELICE, SUSANNE ✓		Check Total:	2,935.20	✓
				A 9061.8000-90-000		2,096.40	
256343	✓ 08/26/2024	898	FELL, RAYMOND F. ✓		Check Total:	2,096.40	✓
				A 9061.8000-90-000		1,467.60	
256344	✓ 08/26/2024	13067	FERNANDEZ, VINCENT A. ✓		Check Total:	1,467.60	✓
				A 9061.8000-90-000		2,096.40	
256345	✓ 08/26/2024	9912	FICHTNER, ANNE ✓		Check Total:	2,096.40	✓
				A 9061.8000-90-000		2,725.20	
256346	✓ 08/26/2024	7398	FILIPPONE, MAUREEN C. ✓		Check Total:	2,725.20	✓
				A 9061.8000-90-000		1,048.20	
256347	✓ 08/26/2024	9108	FILOSA, JACQUELINE ✓		Check Total:	1,048.20	✓
				A 9061.8000-90-000		1,048.20	
256348	✓ 08/26/2024	7982	FLANAGAN, PATRICIA L. ✓		Check Total:	1,048.20	✓
				A 9061.8000-90-000		1,467.60	
256349	✓ 08/26/2024	931	FOLEY, RICHARD ✓		Check Total:	1,467.60	✓
				A 9061.8000-90-000		2,096.40	
256350	✓ 08/26/2024	936	FORD, AUDREY J. ✓		Check Total:	2,096.40	✓
				A 9061.8000-90-000		2,096.40	✓

PATCHOGUE-MEDFORD UFSD

Check Warrant Report For A - 19: Cash Disbursement- MEDICARE, JAN-JUNE 2024 For Dates 8/1/2024 - 8/31/2024



Check #	Check Date	Vendor ID	Vendor Name	Account	PO Number	Check Amount	Liquidated
256351	08/26/2024	13059	FOSDICK WILLIAM, CASTIGLIONE KRISTIN FOR W FOSDIC	A 9061.8000-90-000	Check Total:	2,096.40	
256352	08/26/2024	9704	FOSTER, RONALD	A 9061.8000-90-000	Check Total:	1,048.20	
256353	08/26/2024	13221	FOX, PATRICIA L.	A 9061.8000-90-000	Check Total:	2,935.20	
256354	08/26/2024	7618	FRANK, R. JEANNETT	A 9061.8000-90-000	Check Total:	1,048.20	
256355	08/26/2024	16085	FULCHER, JANET	A 9061.8000-90-000	Check Total:	2,096.40	
256356	08/26/2024	14073	FUOCO, CARMELA	A 9061.8000-90-000	Check Total:	4,192.80	
256357	08/26/2024	7077	GALGANO, MADELYN	A 9061.8000-90-000	Check Total:	4,192.80	
256358	08/26/2024	13600	GALLAGHER, LORRAINE	A 9061.8000-90-000	Check Total:	2,096.40	
256359	08/26/2024	982	GALLIS, DALE	A 9061.8000-90-000	Check Total:	2,096.40	
256360	08/26/2024	12779	GARNER, PATRICIA	A 9061.8000-90-000	Check Total:	1,048.20	
256361	08/26/2024	17197	GERMAN, MARTHA R.	A 9061.8000-90-000	Check Total:	1,048.20	

PATCHOGUE-MEDFORD UFSD

Check Warrant Report For A - 19: Cash Disbursement- MEDICARE, JAN-JUNE 2024 For Dates 8/1/2024 - 8/31/2024



Check #	Check Date	Vendor ID	Vendor Name	Account	PO Number	Check Amount	Liquidated
256362	08/26/2024	13654	GIACOBBE, MARYLOU	A 9061.8000-90-000	Check Total:	1,048.20	
256363	08/26/2024	1008	GIANNONE, DEBORAH N.	A 9061.8000-90-000	Check Total:	2,096.40	
256364	08/26/2024	17021	GIAQUINTO, DIANE P.	A 9061.8000-90-000	Check Total:	2,096.40	
256365	08/26/2024	12113	GILHOOLEY PAULA. K	A 9061.8000-90-000	Check Total:	2,096.40	
256366	08/26/2024	11732	GILLETTE, CAROLYN C.	A 9061.8000-90-000	Check Total:	1,048.20	
256367	08/26/2024	11400	GIOE, LOUIS	A 9061.8000-90-000	Check Total:	1,048.20	
256368	08/26/2024	6809	GIULIANO, JOAN	A 9061.8000-90-000	Check Total:	2,725.20	
256369	08/26/2024	7017	GIULIANO, MARIE B.	A 9061.8000-90-000	Check Total:	2,725.20	
256370	08/26/2024	13236	GLASS, HELEN D.	A 9061.8000-90-000	Check Total:	1,048.20	
256371	08/26/2024	11567	LOIS W. GOELZ	A 9061.8000-90-000	Check Total:	1,467.60	
256372	08/26/2024	1039	GOLDBERG, MADELINE	A 9061.8000-90-000	Check Total:	1,467.60	
				A 9061.8000-90-000		1,048.20	

PATCHOGUE-MEDFORD UFSD

Check Warrant Report For A - 19: Cash Disbursement- MEDICARE, JAN-JUNE 2024 For Dates 8/1/2024 - 8/31/2024



Check #	Check Date	Vendor ID	Vendor Name	Account	PO Number	Check Amount	Liquidated
256373	08/26/2024	13386	GOLDFARB, BARBARA	A 9061.8000-90-000	Check Total:	1,048.20	
256374	08/26/2024	10285	GOMES, PATRICIA	A 9061.8000-90-000	Check Total:	2,096.40	
256375	08/26/2024	13477	GONCALVES, ARMANDO	A 9061.8000-90-000	Check Total:	2,096.40	
256376	08/26/2024	7255	GONZALEZ, ELOY	A 9061.8000-90-000	Check Total:	1,048.20	
256377	08/26/2024	14084	GOVERNALE, ROBERT A.	A 9061.8000-90-000	Check Total:	2,096.40	
256378	08/26/2024	1057	GRACIA, AUGUSTANE	A 9061.8000-90-000	Check Total:	1,048.20	
256379	08/26/2024	13624	GRAHAM, LENORE L.	A 9061.8000-90-000	Check Total:	2,725.20	
256380	08/26/2024	13850	GRANIELLO, NANCY J.	A 9061.8000-90-000	Check Total:	2,096.40	
256381	08/26/2024	7281	GRASSO, SUZANNE.	A 9061.8000-90-000	Check Total:	3,354.00	
256382	08/26/2024	9099	GRAVIANO, KATHLEEN	A 9061.8000-90-000	Check Total:	1,048.20	
256383	08/26/2024	13372	GRECO, CHRISTOPHER F.	A 9061.8000-90-000	Check Total:	2,096.40	

PATCHOGUE-MEDFORD UFSD

Check Warrant Report For A - 19: Cash Disbursement- MEDICARE, JAN-JUNE 2024 For Dates 8/1/2024 - 8/31/2024



Check #	Check Date	Vendor ID	Vendor Name	Account	PO Number	Check Amount	Liquidated
256384	08/26/2024	9079	GREEN, PHILIP M.	A 9061.8000-90-000	Check Total:	2,096.40	
256385	08/26/2024	12114	GREENLEE, JAMES D.	A 9061.8000-90-000	Check Total:	2,096.40	
256386	08/26/2024	11950	GRIECO, ANNE F.	A 9061.8000-90-000	Check Total:	1,048.20	
256387	08/26/2024	12322	GRIFFIN, DEBORAH	A 9061.8000-90-000	Check Total:	1,048.20	
256388	08/26/2024	8153	GRIMM, CAROL	A 9061.8000-90-000	Check Total:	2,096.40	
256389	08/26/2024	1078	GRIMM, THOMAS W.	A 9061.8000-90-000	Check Total:	1,048.20	
256390	08/26/2024	1085	GRUPINSKI, PAUL	A 9061.8000-90-000	Check Total:	2,096.40	
256391	08/26/2024	1088	GUERRASIO, MARY A.	A 9061.8000-90-000	Check Total:	2,096.40	
256392	08/26/2024	13210	GUZMAN, DENNIS	A 9061.8000-90-000	Check Total:	2,096.40	
256393	08/26/2024	15168	HAERR, JULIE ANNE	A 9061.8000-90-000	Check Total:	1,048.20	
256394	08/26/2024	1100	HAMBSCH, CHARLES C.	A 9061.8000-90-000	Check Total:	1,467.60	

PATCHOGUE-MEDFORD UFSD

Check Warrant Report For A - 19: Cash Disbursement- MEDICARE, JAN-JUNE 2024 For Dates 8/1/2024 - 8/31/2024



Check #	Check Date	Vendor ID	Vendor Name	Account	PO Number	Check Amount	Liquidated
256395 ✓	08/26/2024	8668	HAMBSCH, THERESIA ✓		Check Total:	1,467.60	
				A 9061.8000-90-000		1,467.60 ✓	
256396 ✓	08/26/2024	10164	HAMILTON, MARILYN J. ✓		Check Total:	1,467.60	
				A 9061.8000-90-000		2,096.40 ✓	
256397 ✓	08/26/2024	1101	HAMM, CHARLES ✓		Check Total:	2,096.40	
				A 9061.8000-90-000		1,048.20 ✓	
256398 ✓	08/26/2024	10498	HANCOCK, NANCY ✓		Check Total:	1,048.20	
				A 9061.8000-90-000		2,096.40 ✓	
256399 ✓	08/26/2024	17020	HANDLER, ANDREA ✓		Check Total:	2,096.40	
				A 9061.8000-90-000		2,096.40 ✓	
256400 ✓	08/26/2024	1107	HANLON, PATRICIA ✓		Check Total:	2,096.40	
				A 9061.8000-90-000		1,048.20 ✓	
256401 ✓	08/26/2024	17897	HASKELL, CHRISTINE ✓		Check Total:	1,048.20	
				A 9061.8000-90-000		1,048.20 ✓	
256402 ✓	08/26/2024	12419	HAZAN, MATTHEW ✓		Check Total:	1,048.20	
				A 9061.8000-90-000		2,096.40 ✓	
256403 ✓	08/26/2024	13063	HAZAN, SUSAN ✓		Check Total:	2,096.40	
				A 9061.8000-90-000		2,096.40 ✓	
256404 ✓	08/26/2024	8927	HENDERSON, RICHARD B. ✓		Check Total:	2,096.40	
				A 9061.8000-90-000		2,096.40 ✓	
256405 ✓	08/26/2024	1145	HENIK-CANDITO, SANDRA ✓		Check Total:	2,096.40	
				A 9061.8000-90-000		2,725.20 ✓	

PATCHOGUE-MEDFORD UFSD

Check Warrant Report For A - 19: Cash Disbursement- MEDICARE, JAN-JUNE 2024 For Dates 8/1/2024 - 8/31/2024



Check #	Check Date	Vendor ID	Vendor Name	Account	PO Number	Check Amount	Liquidated
256406	08/26/2024	15651	HERRMANN, MARGARET C.	A 9061.8000-90-000	Check Total:	2,725.20	
256407	08/26/2024	12978	HILL, ELLEN M.	A 9061.8000-90-000	Check Total:	1,048.20	
256408	08/26/2024	7948	HILL, RICHARD H.	A 9061.8000-90-000	Check Total:	1,048.20	
256409	08/26/2024	14224	HILL, SUZANNE	A 9061.8000-90-000	Check Total:	2,725.20	
256410	08/26/2024	12041	HOBBS, EVELYN V.	A 9061.8000-90-000	Check Total:	2,096.40	
256411	08/26/2024	1166	HOCTOR, MARTIN	A 9061.8000-90-000	Check Total:	2,096.40	
256412	08/26/2024	10689	HOFFMAN, PATRICIA	A 9061.8000-90-000	Check Total:	2,096.40	
256413	08/26/2024	17730	HOGAN, CAROLYN R.	A 9061.8000-90-000	Check Total:	1,467.60	
256414	08/26/2024	1183	HONEY, JOHN E.	A 9061.8000-90-000	Check Total:	1,467.60	
256415	08/26/2024	14511	HOPKINS, JUDITH M.	A 9061.8000-90-000	Check Total:	1,048.20	
256416	08/26/2024	14245	HOPKINS, TINA	A 9061.8000-90-000	Check Total:	1,048.20	

PATCHOGUE-MEDFORD UFSD

Check Warrant Report For A - 19: Cash Disbursement- MEDICARE, JAN-JUNE 2024 For Dates 8/1/2024 - 8/31/2024



Check #	Check Date	Vendor ID	Vendor Name	Account	PO Number	Check Amount	Liquidated
256417 ✓	08/26/2024	13672	HOYT, PATRICIA ✓		Check Total:	1,048.20	
				A 9061.8000-90-000		2,096.40 ✓	
					Check Total:	2,096.40	
256418 ✓	08/26/2024	11770	HUBBARD, JUDITH A. ✓				
				A 9061.8000-90-000		2,096.40 ✓	
					Check Total:	2,096.40	
256419 ✓	08/26/2024	14853	HUGHES CUOZZO, JEANNE E. ✓				
				A 9061.8000-90-000		1,048.20 ✓	
					Check Total:	1,048.20	
256420 ✓	08/26/2024	13216	HUGHES, DONALD G. ✓				
				A 9061.8000-90-000		1,048.20 ✓	
					Check Total:	1,048.20	
256421 ✓	08/26/2024	8135	HURNEY, ANNE MARIE ✓				
				A 9061.8000-90-000		1,048.20 ✓	
					Check Total:	1,048.20	
256422 ✓	08/26/2024	12834	HYLLESTAD, SUSAN J. ✓				
				A 9061.8000-90-000		2,096.40 ✓	
					Check Total:	2,096.40	
256423 ✓	08/26/2024	12797	IGNERI, DAVID S. ✓				
				A 9061.8000-90-000		1,048.20 ✓	
					Check Total:	1,048.20	
256424 ✓	08/26/2024	11731	ISACKSEN, JANICE ✓				
				A 9061.8000-90-000		1,048.20 ✓	
					Check Total:	1,048.20	
256425 ✓	08/26/2024	15111	IUELLE, ROSARIO ✓				
				A 9061.8000-90-000		2,096.40 ✓	
					Check Total:	2,096.40	
256426	08/26/2024	17109	JACOBS JR. WILLIAM F. VOID				
				A 9061.8000-90-000		1,978.20	
					Check Total:	1,978.20	
256427 ✓	08/26/2024	15856	JACOBS, JAN G. ✓				
				A 9061.8000-90-000		1,467.60 ✓	

PATCHOGUE-MEDFORD UFSD

Check Warrant Report For A - 19: Cash Disbursement- MEDICARE, JAN-JUNE 2024 For Dates 8/1/2024 - 8/31/2024



Check #	Check Date	Vendor ID	Vendor Name	Account	PO Number	Check Amount	Liquidated
256428 ✓	08/26/2024	1278	JACOBSTEIN, BARBARA E. ✓	A 9061.8000-90-000	Check Total:	1,467.60	
						1,467.60	✓
256429 ✓	08/26/2024	9462	JACOBY, MADELINE ✓	A 9061.8000-90-000	Check Total:	1,467.60	
						7,128.00	✓
256430 ✓	08/26/2024	7866	JANSEN, JANET ✓	A 9061.8000-90-000	Check Total:	7,128.00	
						2,096.40	✓
256431 ✓	08/26/2024	1307	JOHNSON, DONNA M. ✓	A 9061.8000-90-000	Check Total:	2,096.40	
						1,048.20	✓
256432 ✓	08/26/2024	1309	JOHNSON, ROBERT ✓	A 9061.8000-90-000	Check Total:	1,048.20	
						2,096.40	✓
256433 ✓	08/26/2024	1313	JONES, FRANCES E. ✓	A 9061.8000-90-000	Check Total:	2,096.40	
						1,048.20	✓
256434 ✓	08/26/2024	1314	JONES, GLORIA ✓	A 9061.8000-90-000	Check Total:	1,048.20	
						1,048.20	✓
256435 ✓	08/26/2024	17832	JONES, MARY ✓	A 9061.8000-90-000	Check Total:	1,048.20	
						1,467.60	✓
256436 ✓	08/26/2024	17405	JONES, MICHELLE R. ✓	A 9061.8000-90-000	Check Total:	1,467.60	
						1,048.20	✓
256437 ✓	08/26/2024	8028	JORDAN, SARAH S. ✓	A 9061.8000-90-000	Check Total:	1,048.20	
						2,725.20	✓
256438 ✓	08/26/2024	11285	JOYCE, GEORGE-ANNE ✓	A 9061.8000-90-000	Check Total:	2,725.20	
						1,048.20	✓

PATCHOGUE-MEDFORD UFSD

Check Warrant Report For A - 19: Cash Disbursement- MEDICARE, JAN-JUNE 2024 For Dates 8/1/2024 - 8/31/2024



Check #	Check Date	Vendor ID	Vendor Name	Account	PO Number	Check Amount	Liquidated
256439	08/26/2024	14430	JULIAN, JAMES L.	A 9061.8000-90-000	Check Total:	1,048.20	
256440	08/26/2024	1323	KAHL, SUSAN A.	A 9061.8000-90-000	Check Total:	2,096.40	
256441	08/26/2024	12535	KALISH-BENNETT, JUDITH A.	A 9061.8000-90-000	Check Total:	1,467.60	
256442	08/26/2024	10517	KAVANDER, LANEL	A 9061.8000-90-000	Check Total:	1,467.60	
256443	08/26/2024	7949	KEIGER, CAROLINE B. THE ESTATE OF	A 9061.8000-90-000	Check Total:	1,048.20	
256444	08/26/2024	7092	KELLY, THOMAS	A 9061.8000-90-000	Check Total:	1,048.20	
256445	08/26/2024	1336	KELSKEY, CRAIG	A 9061.8000-90-000	Check Total:	1,048.20	
256446	08/26/2024	17840	KING, DANIEL	A 9061.8000-90-000	Check Total:	1,467.60	
256447	08/26/2024	9913	KINNEY, BRIGIDA	A 9061.8000-90-000	Check Total:	1,048.20	
256448	08/26/2024	17759	KISS, LAURIE	A 9061.8000-90-000	Check Total:	1,048.20	
256449	08/26/2024	9872	KITTLES, JEANETTE	A 9061.8000-90-000	Check Total:	2,935.20	
					Check Total:	2,935.20	
					Check Total:	1,048.20	
					Check Total:	1,048.20	

PATCHOGUE-MEDFORD UFSD

Check Warrant Report For A - 19: Cash Disbursement- MEDICARE, JAN-JUNE 2024 For Dates 8/1/2024 - 8/31/2024



Check #	Check Date	Vendor ID	Vendor Name	Account	PO Number	Check Amount	Liquidated
256450	08/26/2024	15600	KLAHN, MARK	A 9061.8000-90-000	Check Total:	1,048.20	
256451	08/26/2024	1354	KLEIN, DOROTHY	A 9061.8000-90-000	Check Total:	1,048.20	
256452	08/26/2024	8546	KOCH, PATRICIA	A 9061.8000-90-000	Check Total:	1,048.20	
256453	08/26/2024	7052	KOCIVAR, IRA L.	A 9061.8000-90-000	Check Total:	1,048.20	
256454	08/26/2024	17537	KOCIVAR, TERRY	A 9061.8000-90-000	Check Total:	1,048.20	
256455	08/26/2024	7843	KOPPLEMAN, FLORENCE	A 9061.8000-90-000	Check Total:	2,935.20	
256456	08/26/2024	1367	KOWELL, THOMAS	A 9061.8000-90-000	Check Total:	2,096.40	
256457	08/26/2024	7608	KRALL, GEORGE D.	A 9061.8000-90-000	Check Total:	2,725.20	
256458	08/26/2024	11866	KRAMER, KENNETH D.	A 9061.8000-90-000	Check Total:	2,096.40	
256459	08/26/2024	1368	KRAPF, ANTOINETTE	A 9061.8000-90-000	Check Total:	2,096.40	
256460	08/26/2024	10343	KRAWIECKI, KATHLEEN M.	A 9061.8000-90-000	Check Total:	2,096.40	

PATCHOGUE-MEDFORD UFSD



Check Warrant Report For A - 19: Cash Disbursement- MEDICARE, JAN-JUNE 2024 For Dates 8/1/2024 - 8/31/2024

Check #	Check Date	Vendor ID	Vendor Name	Account	PO Number	Check Amount	Liquidated
256461	08/26/2024	12118	KWAK, CHRISTINE	A 9061.8000-90-000	Check Total:	2,096.40	
						4,192.80	
256462	08/26/2024	17538	LA BARBERA, LYNN A.	A 9061.8000-90-000	Check Total:	4,192.80	
						1,048.20	
256463	08/26/2024	13864	LABARBERA, CAROL	A 9061.8000-90-000	Check Total:	1,048.20	
						2,096.40	
256464	08/26/2024	13237	LABARBERA, KENNETH S.	A 9061.8000-90-000	Check Total:	2,096.40	
						1,048.20	
256465	08/26/2024	13224	LABOWSKI, DOROTHY	A 9061.8000-90-000	Check Total:	1,048.20	
						2,096.40	
256466	08/26/2024	14987	LAGREGA, NANCY E.	A 9061.8000-90-000	Check Total:	2,096.40	
						1,048.20	
256467	08/26/2024	17389	LAMB, LIZBETH J.	A 9061.8000-90-000	Check Total:	1,048.20	
						1,048.20	
256468	08/26/2024	1396	LAMBERT, DENISE E.	A 9061.8000-90-000	Check Total:	1,048.20	
						2,096.40	
256469	08/26/2024	1399	LANDMAN, LINDA	A 9061.8000-90-000	Check Total:	2,096.40	
						2,096.40	
256470	08/26/2024	11293	LARSON, KENNETH J.	A 9061.8000-90-000	Check Total:	2,096.40	
						6,708.00	
256471	08/26/2024	12328	LASKOWSKI, MARGARET	A 9061.8000-90-000	Check Total:	6,708.00	
						2,096.40	

PATCHOGUE-MEDFORD UFSD

Check Warrant Report For A - 19: Cash Disbursement- MEDICARE, JAN-JUNE 2024 For Dates 8/1/2024 - 8/31/2024



Check #	Check Date	Vendor ID	Vendor Name	Account	PO Number	Check Amount	Liquidated
256472	08/26/2024	9132	LAWLOR, DENNIS		Check Total:	2,096.40	
				A 9061.8000-90-000		2,096.40	
256473	08/26/2024	9114	LAWRENCE, IRENE S.		Check Total:	2,096.40	
				A 9061.8000-90-000		1,048.20	
256474	08/26/2024	12977	LEITCH, DIVINA		Check Total:	1,048.20	
				A 9061.8000-90-000		3,354.00	
256475	08/26/2024	6780	LIEVRE, ARTHUR J.		Check Total:	3,354.00	
				A 9061.8000-90-000		2,096.40	
256476	08/26/2024	8919	LINDSAY, PAULA R.		Check Total:	2,096.40	
				A 9061.8000-90-000		2,096.40	
256477	08/26/2024	17698	LINK, LINDA J.		Check Total:	2,096.40	
				A 9061.8000-90-000		2,096.40	
256478	08/26/2024	1468	LIZEWSKI, FRANCES K.		Check Total:	2,096.40	
				A 9061.8000-90-000		2,096.40	
256479	08/26/2024	1470	LOCANTORE, LEONARD		Check Total:	2,096.40	
				A 9061.8000-90-000		1,048.20	
256480	08/26/2024	7490	LOCANTORE, LINDA		Check Total:	1,048.20	
				A 9061.8000-90-000		1,467.60	
256481	08/26/2024	14292	LOFTUS, GLADYS C.		Check Total:	1,467.60	
				A 9061.8000-90-000		2,096.40	
256482	08/26/2024	14107	LOGIACCO, NICHOLAS		Check Total:	2,096.40	
				A 9061.8000-90-000		1,048.20	

PATCHOGUE-MEDFORD UFSD



Check Warrant Report For A - 19: Cash Disbursement- MEDICARE, JAN-JUNE 2024 For Dates 8/1/2024 - 8/31/2024

Check #	Check Date	Vendor ID	Vendor Name	Account	PO Number	Check Amount	Liquidated
256483	08/26/2024	17713	LOGIUDICE, BARBARA	A 9061.8000-90-000	Check Total:	1,048.20	
256484	08/26/2024	1473	LOLLO, ELEANOR R.	A 9061.8000-90-000	Check Total:	1,048.20	
256485	08/26/2024	17524	LONG, MARGARET	A 9061.8000-90-000	Check Total:	3,354.00	
256486	08/26/2024	17404	LOSHIAVO, CATHY ANN	A 9061.8000-90-000	Check Total:	3,354.00	
256487	08/26/2024	17525	LOWE, APRIL P.	A 9061.8000-90-000	Check Total:	1,048.20	
256488	08/26/2024	1506	LUNATI, CHRISTINE P.	A 9061.8000-90-000	Check Total:	1,048.20	
256489	08/26/2024	8080	LUSIK, SIGRID K.	A 9061.8000-90-000	Check Total:	1,048.20	
256490	08/26/2024	9689	LUTUS, NANCY A.	A 9061.8000-90-000	Check Total:	2,096.40	
256491	08/26/2024	17820	MACARTHUR, SHARON	A 9061.8000-90-000	Check Total:	2,096.40	
256492	08/26/2024	13524	MACAVOY, ANDREW B.	A 9061.8000-90-000	Check Total:	1,048.20	
256493	08/26/2024	1522	MACRAE, LINDA D.	A 9061.8000-90-000	Check Total:	1,048.20	
						1,467.60	
						1,467.60	
						2,096.40	

PATCHOGUE-MEDFORD UFSD

Check Warrant Report For A - 19: Cash Disbursement- MEDICARE, JAN-JUNE 2024 For Dates 8/1/2024 - 8/31/2024



Check #	Check Date	Vendor ID	Vendor Name	Account	PO Number	Check Amount	Liquidated
256494	08/26/2024	11154	MACY, MARYANN	A 9061.8000-90-000	Check Total:	2,096.40	
256495	08/26/2024	1524	MAGGIACOMO, JOHN	A 9061.8000-90-000	Check Total:	1,048.20	
256496	08/26/2024	10029	MALER, CHARLES R.	A 9061.8000-90-000	Check Total:	1,048.20	
256497	08/26/2024	9367	MALONE, MICHAEL	A 9061.8000-90-000	Check Total:	2,935.20	
256498	08/26/2024	6558	MANCHIN, SCOTT	A 9061.8000-90-000	Check Total:	2,096.40	
256499	08/26/2024	17874	MANCUSO, PAULA	A 9061.8000-90-000	Check Total:	1,048.20	
256500	08/26/2024	7762	MANGOGNA, LIDIA	A 9061.8000-90-000	Check Total:	2,096.40	
256501	08/26/2024	14373	MARIELLA, LARRAINE J.	A 9061.8000-90-000	Check Total:	1,048.20	
256502	08/26/2024	11295	MARSH, CECILE V	A 9061.8000-90-000	Check Total:	1,048.20	
256503	08/26/2024	2179	MATHOSIAN, STEPHANIE	A 9061.8000-90-000	Check Total:	1,048.20	
256504	08/26/2024	1560	MAUER, E. JEANNE	A 9061.8000-90-000	Check Total:	1,048.20	

PATCHOGUE-MEDFORD UFSD



Check Warrant Report For A - 19: Cash Disbursement- MEDICARE, JAN-JUNE 2024 For Dates 8/1/2024 - 8/31/2024

Check #	Check Date	Vendor ID	Vendor Name	Account	PO Number	Check Amount	Liquidated
256505	08/26/2024	1561	MAUER, RICHARD	A 9061.8000-90-000	Check Total:	1,048.20	
256506	08/26/2024	6692	MAVRAGIS, ADRIENNE S.	A 9061.8000-90-000	Check Total:	1,048.20	
256507	08/26/2024	1565	MAXWELL, THOMAS W.	A 9061.8000-90-000	Check Total:	4,192.80	
256508	08/26/2024	1579	MC GILL, ROBERT	A 9061.8000-90-000	Check Total:	2,096.40	
256509	08/26/2024	9668	MC LAUGHLIN, MELINDA	A 9061.8000-90-000	Check Total:	2,096.40	
256510	08/26/2024	13623	McAdoo, Gary E.	A 9061.8000-90-000	Check Total:	4,192.80	
256511	08/26/2024	14893	MCCABE, MICHAEL T.	A 9061.8000-90-000	Check Total:	1,467.60	
256512	08/26/2024	10639	MCDONNELL, CATHERINE	A 9061.8000-90-000	Check Total:	1,467.60	
256513	08/26/2024	14505	McGrath, Lorraine	A 9061.8000-90-000	Check Total:	2,096.40	
256514	08/26/2024	14801	MCGRATH, TIMOTHY A.	A 9061.8000-90-000	Check Total:	2,096.40	
256515	08/26/2024	13385	MCHUGH, JO ANN	A 9061.8000-90-000	Check Total:	2,096.40	
				A 9061.8000-90-000		1,048.20	

PATCHOGUE-MEDFORD UFSD

Check Warrant Report For A - 19: Cash Disbursement- MEDICARE, JAN-JUNE 2024 For Dates 8/1/2024 - 8/31/2024



Check #	Check Date	Vendor ID	Vendor Name	Account	PO Number	Check Amount	Liquidated
256516	08/26/2024	9233	MEIER, KAREN	A 9061.8000-90-000	Check Total:	1,048.20	
256517	08/26/2024	12330	MERENDA, JOHN	A 9061.8000-90-000	Check Total:	1,048.20	
256518	08/26/2024	7844	MERRILL, MARY ANN	A 9061.8000-90-000	Check Total:	1,048.20	
256519	08/26/2024	17633	MESSINA, DOREEN	A 9061.8000-90-000	Check Total:	2,096.40	
256520	08/26/2024	5875	MILLER, MARCELLA	A 9061.8000-90-000	Check Total:	1,048.20	
256521	08/26/2024	8263	MILLS, JOHN J.	A 9061.8000-90-000	Check Total:	4,192.80	
256522	08/26/2024	15194	MISTRETTA, LAUREN A.	A 9061.8000-90-000	Check Total:	1,048.20	
256523	08/26/2024	10078	MITA, SARA MARIE	A 9061.8000-90-000	Check Total:	1,048.20	
256524	08/26/2024	15506	MITCHELL, LINDA D.	A 9061.8000-90-000	Check Total:	6,708.00	
256525	08/26/2024	15787	MOHLMANN, MARY	A 9061.8000-90-000	Check Total:	2,096.40	
256526	08/26/2024	8125	MONTEMURRO, VICTOR	A 9061.8000-90-000	Check Total:	2,096.40	
				A 9061.8000-90-000		1,467.60	

PATCHOGUE-MEDFORD UFSD



Check Warrant Report For A - 19: Cash Disbursement- MEDICARE, JAN-JUNE 2024 For Dates 8/1/2024 - 8/31/2024

Check #	Check Date	Vendor ID	Vendor Name	Account	PO Number	Check Amount	Liquidated
256527	08/26/2024	1667	MONTENARE, KATHRYN	A 9061.8000-90-000	Check Total:	1,467.60	
256528	08/26/2024	14223	MONZILLO, GERI M.	A 9061.8000-90-000	Check Total:	1,467.60	
256529	08/26/2024	11988	MOORE, MARY M.	A 9061.8000-90-000	Check Total:	2,096.40	
256530	08/26/2024	8907	MORAN, JOANN	A 9061.8000-90-000	Check Total:	2,096.40	
256531	08/26/2024	8800	MULLER, MARIA	A 9061.8000-90-000	Check Total:	1,048.20	
256532	08/26/2024	7531	MURRAY, PATRICK J.	A 9061.8000-90-000	Check Total:	1,048.20	
256533	08/26/2024	8944	NADRAMIA, GERALDINE	A 9061.8000-90-000	Check Total:	2,096.40	
256534	08/26/2024	15088	NAVA, JOSEPH	A 9061.8000-90-000	Check Total:	1,048.20	
256535	08/26/2024	6842	NELSON, MELANIE	A 9061.8000-90-000	Check Total:	1,048.20	
256536	08/26/2024	12418	NEWBERGER, HENRY	A 9061.8000-90-000	Check Total:	2,096.40	
256537	08/26/2024	13482	NICHOLS DAVID M.	A 9061.8000-90-000	Check Total:	1,048.20	

PATCHOGUE-MEDFORD UFSD

Check Warrant Report For A - 19: Cash Disbursement- MEDICARE, JAN-JUNE 2024 For Dates 8/1/2024 - 8/31/2024



Check #	Check Date	Vendor ID	Vendor Name	Account	PO Number	Check Amount	Liquidated
256538 ✓	08/26/2024	15274	NOLAN FULLER, CATHERINE ✓		Check Total:	2,096.40	
				A 9061.8000-90-000		1,048.20	✓
256539 ✓	08/26/2024	13064	NOLAN, JOAN ✓		Check Total:	1,048.20	
				A 9061.8000-90-000		1,048.20	✓
256540 ✓	08/26/2024	12696	NOSTRAMO, FRANK L. ✓		Check Total:	1,048.20	
				A 9061.8000-90-000		1,467.60	✓
256541 ✓	08/26/2024	6629	NOWICKI, LINDA ✓		Check Total:	1,467.60	
				A 9061.8000-90-000		1,048.20	✓
256542 ✓	08/26/2024	1798	NUDO, ALICE A. ✓		Check Total:	1,048.20	
				A 9061.8000-90-000		1,048.20	✓
256543 ✓	08/26/2024	7326	O'CAME, KENNETH ✓		Check Total:	1,048.20	
				A 9061.8000-90-000		1,048.20	✓
256544 ✓	08/26/2024	1847	O'CONNELL, DIANE, THE ESTATE OF ✓		Check Total:	1,048.20	
				A 9061.8000-90-000		698.80	✓
256545 ✓	08/26/2024	19090	O'CONNELL, MICHAEL J. ✓		Check Total:	698.80	
				A 9061.8000-90-000		524.10	✓
256546 ✓	08/26/2024	15726	O'NEILL BRIAN J. ✓		Check Total:	524.10	
				A 9061.8000-90-000		2,096.40	✓
256547 ✓	08/26/2024	6548	OBERT-THORN, MARILYN ✓		Check Total:	2,096.40	
				A 9061.8000-90-000		2,096.40	✓
256548 ✓	08/26/2024	17613	OGILVIE, PATRICIA ✓		Check Total:	2,096.40	
				A 9061.8000-90-000		1,048.20	✓

PATCHOGUE-MEDFORD UFSD

Check Warrant Report For A - 19: Cash Disbursement- MEDICARE, JAN-JUNE 2024 For Dates 8/1/2024 - 8/31/2024



Check #	Check Date	Vendor ID	Vendor Name	Account	PO Number	Check Amount	Liquidated
256549	08/26/2024	9612	OLINGER, CATHERINE E.	A 9061.8000-90-000	Check Total:	1,048.20	
256550	08/26/2024	1862	OLIVA, FRANK	A 9061.8000-90-000	Check Total:	1,048.20	
256551	08/26/2024	14854	ONEIL, PATRICIA A.	A 9061.8000-90-000	Check Total:	2,096.40	
256552	08/26/2024	13625	ORLOWSKI, KAREL	A 9061.8000-90-000	Check Total:	2,096.40	
256553	08/26/2024	13212	OSHEA, MARY F.	A 9061.8000-90-000	Check Total:	1,467.60	
256554	08/26/2024	10475	OSHIRO, MARY	A 9061.8000-90-000	Check Total:	1,467.60	
256555	08/26/2024	11639	OSTERMEIER, MARJORIE	A 9061.8000-90-000	Check Total:	2,096.40	
256556	08/26/2024	15172	PAINO, CHRISTINA	A 9061.8000-90-000	Check Total:	1,048.20	
256557	08/26/2024	11303	PALERMO, ROBERT L.	A 9061.8000-90-000	Check Total:	2,096.40	
256558	08/26/2024	15468	PANNIZZO, IRIS	A 9061.8000-90-000	Check Total:	2,096.40	
256559	08/26/2024	17158	PANNULLO, MARIE	A 9061.8000-90-000	Check Total:	1,467.60	
					Check Total:	1,467.60	
					Check Total:	2,935.20	
					Check Total:	2,935.20	
					Check Total:	1,048.20	

PATCHOGUE-MEDFORD UFSD

Check Warrant Report For A - 19: Cash Disbursement- MEDICARE, JAN-JUNE 2024 For Dates 8/1/2024 - 8/31/2024



Check #	Check Date	Vendor ID	Vendor Name	Account	PO Number	Check Amount	Liquidated
256560	08/26/2024	10608	PAPPAS, RICHARD	A 9061.8000-90-000	Check Total:	1,048.20	
256561	08/26/2024	12640	PARSONS, WILLIAM A.	A 9061.8000-90-000	Check Total:	1,048.20	
256562	08/26/2024	7310	PASTRICH, LINDA	A 9061.8000-90-000	Check Total:	1,048.20	
256563	08/26/2024	12605	PAXSON, SHERYL	A 9061.8000-90-000	Check Total:	6,708.00	
256564	08/26/2024	14083	PEARLMAN, LINDA F.	A 9061.8000-90-000	Check Total:	1,048.20	
256565	08/26/2024	8171	PECCHIA, ELLEN	A 9061.8000-90-000	Check Total:	1,467.60	
256566	08/26/2024	1927	PELLEGRINI, ALBERT	A 9061.8000-90-000	Check Total:	1,048.20	
256567	08/26/2024	12440	PELLEGRINO-DAVIS, JOSEPHINE	A 9061.8000-90-000	Check Total:	2,096.40	
256568	08/26/2024	13070	PENDZICK, MARGARET A.	A 9061.8000-90-000	Check Total:	1,467.60	
256569	08/26/2024	8107	PENNA, ANN M.	A 9061.8000-90-000	Check Total:	1,467.60	
256570	08/26/2024	1931	PENNISI, PHILIP S.	A 9061.8000-90-000	Check Total:	1,048.20	
				A 9061.8000-90-000		2,096.40	

PATCHOGUE-MEDFORD UFSD

Check Warrant Report For A - 19: Cash Disbursement- MEDICARE, JAN-JUNE 2024 For Dates 8/1/2024 - 8/31/2024



Check #	Check Date	Vendor ID	Vendor Name	Account	PO Number	Check Amount	Liquidated
256571	08/26/2024	13810	PERNOT, ELIZABETH	A 9061.8000-90-000	Check Total:	2,096.40	
256572	08/26/2024	10801	PESCE, HENRY J.	A 9061.8000-90-000	Check Total:	1,048.20	
256573	08/26/2024	1953	PETRUCELLI, JOHN	A 9061.8000-90-000	Check Total:	2,096.40	
256574	08/26/2024	8601	PFISTER, WILLIAM W.	A 9061.8000-90-000	Check Total:	2,096.40	
256575	08/26/2024	10336	PICKFORD, LINDA 1	A 9061.8000-90-000	Check Total:	1,048.20	
256576	08/26/2024	1960	PIDGEON, CHARLES	A 9061.8000-90-000	Check Total:	2,096.40	
256577	08/26/2024	1962	PILGER, DEBRA	A 9061.8000-90-000	Check Total:	6,708.00	
256578	08/26/2024	12976	POLLACK, KAREN M.	A 9061.8000-90-000	Check Total:	5,450.40	
256579	08/26/2024	1981	POLLITT, ELIZABETH F.	A 9061.8000-90-000	Check Total:	2,096.40	
256580	08/26/2024	10255	POPAL, THERESA	A 9061.8000-90-000	Check Total:	1,956.80	
256581	08/26/2024	7647	POULOS, ANTONIA	A 9061.8000-90-000	Check Total:	1,048.20	

PATCHOGUE-MEDFORD UFSD

Check Warrant Report For A - 19: Cash Disbursement- MEDICARE, JAN-JUNE 2024 For Dates 8/1/2024 - 8/31/2024



Check #	Check Date	Vendor ID	Vendor Name	Account	PO Number	Check Amount	Liquidated
256582	08/26/2024	6653	POWER, WENDY	A 9061.8000-90-000	Check Total:	1,048.20	
256583	08/26/2024	12331	PRESTON, MARSHA A.	A 9061.8000-90-000	Check Total:	2,096.40	
256584	08/26/2024	13667	PRIEST, MARY ANN	A 9061.8000-90-000	Check Total:	4,192.80	
256585	08/26/2024	2023	PROSSER, DAVID	A 9061.8000-90-000	Check Total:	3,354.00	
256586	08/26/2024	2031	PUJDAK, EILEEN	A 9061.8000-90-000	Check Total:	2,725.20	
256587	08/26/2024	13890	PULEO, SHERRY J.	A 9061.8000-90-000	Check Total:	2,096.40	
256588	08/26/2024	11863	PURCELL, JOSEPH G.	A 9061.8000-90-000	Check Total:	1,048.20	
256589	08/26/2024	15214	QUINN, GAYLE	A 9061.8000-90-000	Check Total:	1,048.20	
256590	08/26/2024	10955	QUINN, MARGARET	A 9061.8000-90-000	Check Total:	2,096.40	
256591	08/26/2024	13523	RABIN, MARTHA	A 9061.8000-90-000	Check Total:	2,096.40	
256592	08/26/2024	2053	RADOULOVITCH, SUSAN A.	A 9061.8000-90-000	Check Total:	1,467.60	
				A 9061.8000-90-000		2,096.40	

PATCHOGUE-MEDFORD UFSD

Check Warrant Report For A - 19: Cash Disbursement- MEDICARE, JAN-JUNE 2024 For Dates 8/1/2024 - 8/31/2024



Check #	Check Date	Vendor ID	Vendor Name	Account	PO Number	Check Amount	Liquidated
256593	08/26/2024	8610	RAIS-VAN FLORCKE, CLAUDIA	A 9061.8000-90-000	Check Total:	2,096.40	
256594	08/26/2024	2063	RANDAZZO, CATHERINE A	A 9061.8000-90-000	Check Total:	1,048.20	
256595	08/26/2024	2064	RANDAZZO, PETER	A 9061.8000-90-000	Check Total:	1,467.60	
256596	08/26/2024	12115	RAUSTIALA, KALERVO	A 9061.8000-90-000	Check Total:	1,467.60	
256597	08/26/2024	7294	RAYCROFT, MARIE	A 9061.8000-90-000	Check Total:	4,192.80	
256598	08/26/2024	8266	READ, HENRY P.	A 9061.8000-90-000	Check Total:	1,048.20	
256599	08/26/2024	14327	READ, LUISE M.	A 9061.8000-90-000	Check Total:	2,096.40	
256600	08/26/2024	17250	REARDON, WENCKE	A 9061.8000-90-000	Check Total:	1,048.20	
256601	08/26/2024	17143	REID, JOANNE	A 9061.8000-90-000	Check Total:	1,048.20	
256602	08/26/2024	9461	REIFSNYDER, ROBERT H.	A 9061.8000-90-000	Check Total:	2,935.20	
256603	08/26/2024	13330	REILLY, BRYAN E.	A 9061.8000-90-000	Check Total:	2,096.40	

PATCHOGUE-MEDFORD UFSD

Check Warrant Report For A - 19: Cash Disbursement- MEDICARE, JAN-JUNE 2024 For Dates 8/1/2024 - 8/31/2024



Check #	Check Date	Vendor ID	Vendor Name	Account	PO Number	Check Amount	Liquidated
256604	08/26/2024	9167	REILLY, KAREN		Check Total:	2,096.40	
				A 9061.8000-90-000		1,048.20	
256605	08/26/2024	17632	REILLY-KELLER, THERESA M		Check Total:	1,048.20	
				A 9061.8000-90-000		1,048.20	
256606	08/26/2024	2095	REUTZEL, CONNIE L.		Check Total:	1,048.20	
				A 9061.8000-90-000		1,467.60	
256607	08/26/2024	15477	RICCHI, PHYLLIS A.		Check Total:	1,467.60	
				A 9061.8000-90-000		2,096.40	
256608	08/26/2024	11730	RIGHTMIRE, VICTORIA L.		Check Total:	2,096.40	
				A 9061.8000-90-000		1,048.20	
256609	08/26/2024	15952	RILEY, JOSEPH W.		Check Total:	1,048.20	
				A 9061.8000-90-000		1,048.20	
256610	08/26/2024	12166	RISCH, LYNN A		Check Total:	1,048.20	
				A 9061.8000-90-000		2,096.40	
256611	08/26/2024	2123	ROBERTACCIO, BARBARA A.		Check Total:	2,096.40	
				A 9061.8000-90-000		1,467.60	
256612	08/26/2024	13262	ROBINSON, GLORIA J		Check Total:	1,467.60	
				A 9061.8000-90-000		1,048.20	
256613	08/26/2024	12783	ROCKWELL, HAROLD W.		Check Total:	1,048.20	
				A 9061.8000-90-000		2,096.40	
256614	08/26/2024	12604	ROGERS, ROBERTA		Check Total:	2,096.40	
				A 9061.8000-90-000		1,048.20	

PATCHOGUE-MEDFORD UFSD

Check Warrant Report For A - 19: Cash Disbursement- MEDICARE, JAN-JUNE 2024 For Dates 8/1/2024 - 8/31/2024



Check #	Check Date	Vendor ID	Vendor Name	Account	PO Number	Check Amount	Liquidated
256615	08/26/2024	11741	ROSARIO, DIONNA B	A 9061.8000-90-000	Check Total:	1,048.20	
256616	08/26/2024	9621	ROSENBERG, JANICE B.	A 9061.8000-90-000	Check Total:	1,048.20	
256617	08/26/2024	6551	ROSENBLATT, HARRIET	A 9061.8000-90-000	Check Total:	1,467.60	
256618	08/26/2024	11429	ROSS BARBARA	A 9061.8000-90-000	Check Total:	1,048.20	
256619	08/26/2024	2148	ROSSI JR., SALVATORE F.	A 9061.8000-90-000	Check Total:	2,096.40	
256620	08/26/2024	11861	ROSSI, CAROLINE	A 9061.8000-90-000	Check Total:	1,048.20	
256621	08/26/2024	2146	ROSSI, FRANK	A 9061.8000-90-000	Check Total:	1,467.60	
256622	08/26/2024	17779	ROSSMAN, BARBARA	A 9061.8000-90-000	Check Total:	2,096.40	
256623	08/26/2024	11382	ROTHER SUSAN	A 9061.8000-90-000	Check Total:	2,096.40	
256624	08/26/2024	12423	RUBINO, JOSEPHINE M.	A 9061.8000-90-000	Check Total:	2,096.40	
256625	08/26/2024	11573	BARBARA L. RUNKEL	A 9061.8000-90-000	Check Total:	3,363.00	

VOID

PATCHOGUE-MEDFORD UFSD

Check Warrant Report For A - 19: Cash Disbursement- MEDICARE, JAN-JUNE 2024 For Dates 8/1/2024 - 8/31/2024



Check #	Check Date	Vendor ID	Vendor Name	Account	PO Number	Check Amount	Liquidated
256626	08/26/2024	10163	RUNKEL, JOEL T. <i>VOID</i>		Check Total:	3,363.00	
				A 9061.8000-90-000		3,363.00	
256627 ✓	08/26/2024	19111	RUSSANO, GRACE ✓		Check Total:	3,363.00	
				A 9061.8000-90-000		1,397.60	
256628 ✓	08/26/2024	17723	RUSSELL, DOROTHY ✓		Check Total:	1,397.60	
				A 9061.8000-90-000		1,048.20	
256629 ✓	08/26/2024	2161	RUSO, ARLENE ✓		Check Total:	1,048.20	
				A 9061.8000-90-000		1,048.20	
256630 ✓	08/26/2024	9719	RUSO, JUNE ✓		Check Total:	1,048.20	
				A 9061.8000-90-000		1,048.20	
256631 ✓	08/26/2024	13646	RYAN, HILDA A. ✓		Check Total:	1,048.20	
				A 9061.8000-90-000		2,096.40	
256632 ✓	08/26/2024	11575	VIRGINIA A. RYAN ✓		Check Total:	2,096.40	
				A 9061.8000-90-000		3,354.00	
256633 ✓	08/26/2024	2168	RYDER, ELEANOR J. ✓		Check Total:	3,354.00	
				A 9061.8000-90-000		1,467.60	
256634 ✓	08/26/2024	2178	SABATINO, JOYCE A. ✓		Check Total:	1,467.60	
				A 9061.8000-90-000		2,096.40	
256635 ✓	08/26/2024	2182	SACKSTEIN, CAROLYN SUE ✓		Check Total:	2,096.40	
				A 9061.8000-90-000		2,096.40	
256636 ✓	08/26/2024	11043	SANTANGELO LESLIE ✓		Check Total:	2,096.40	
				A 9061.8000-90-000		2,096.40	

PATCHOGUE-MEDFORD UFSD

Check Warrant Report For A - 19: Cash Disbursement- MEDICARE, JAN-JUNE 2024 For Dates 8/1/2024 - 8/31/2024



Check #	Check Date	Vendor ID	Vendor Name	Account	PO Number	Check Amount	Liquidated
256637 ✓	08/26/2024	15738	SANTO, DEBRA ✓	A 9061.8000-90-000	Check Total:	2,096.40	
256638 ✓	08/26/2024	12047	SAYER, MARY CAROL ✓	A 9061.8000-90-000	Check Total:	2,935.20	
256639 ✓	08/26/2024	14273	SCHAEFER, LINDA J. ✓	A 9061.8000-90-000	Check Total:	1,048.20	
256640 ✓	08/26/2024	10307	SCHARPEGER, MARTHA ✓	A 9061.8000-90-000	Check Total:	2,096.40	
256641 ✓	08/26/2024	7648	SCHILIRO, RICHARD ✓	A 9061.8000-90-000	Check Total:	2,935.20	
256642 ✓	08/26/2024	2216	SCHMIDT, CAROL ✓	A 9061.8000-90-000	Check Total:	2,725.20	
256643 ✓	08/26/2024	2236	SCHULTZ, MARIE M. ✓	A 9061.8000-90-000	Check Total:	2,096.40	
256644 ✓	08/26/2024	9343	SCHWAB, HENRY R. ✓	A 9061.8000-90-000	Check Total:	1,048.20	
256645 ✓	08/26/2024	6552	SCHWARZSCHILD, LILIANE ✓	A 9061.8000-90-000	Check Total:	3,354.00	
256646 ✓	08/26/2024	8425	SCONONE, ROBERT ✓	A 9061.8000-90-000	Check Total:	2,096.40	
256647 ✓	08/26/2024	13238	SCOTT, EILEEN ✓	A 9061.8000-90-000	Check Total:	1,467.60	

PATCHOGUE-MEDFORD UFSD

Check Warrant Report For A - 19: Cash Disbursement- MEDICARE, JAN-JUNE 2024 For Dates 8/1/2024 - 8/31/2024



Check #	Check Date	Vendor ID	Vendor Name	Account	PO Number	Check Amount	Liquidated
256648	08/26/2024	2272	SEEBAGH, DIANNA	A 9061.8000-90-000	Check Total:	1,467.60	
256649	08/26/2024	6904	SEGELSKI, ANTHONY	A 9061.8000-90-000	Check Total:	1,467.60	
256650	08/26/2024	7113	SEGELSKI, SUSAN	A 9061.8000-90-000	Check Total:	1,467.60	
256651	08/26/2024	11959	SEKINE, ELLEN	A 9061.8000-90-000	Check Total:	2,096.40	
256652	08/26/2024	2282	SERAFINI, MARIA	A 9061.8000-90-000	Check Total:	2,096.40	
256653	08/26/2024	8040	SHAFFER, GAIL T.	A 9061.8000-90-000	Check Total:	3,354.00	
256654	08/26/2024	7282	SHAPIRO, NEIL M.	A 9061.8000-90-000	Check Total:	3,354.00	
256655	08/26/2024	2287	SHERIDAN, PHILIP J. JR.	A 9061.8000-90-000	Check Total:	1,048.20	
256656	08/26/2024	8928	SHORTINO, MARIO P.	A 9061.8000-90-000	Check Total:	2,096.40	
256657	08/26/2024	17706	SIEBER, SUSAN	A 9061.8000-90-000	Check Total:	1,048.20	
256658	08/26/2024	2301	SIEGEL, CLAIRE	A 9061.8000-90-000	Check Total:	2,096.40	

PATCHOGUE-MEDFORD UFSD



Check Warrant Report For A - 19: Cash Disbursement- MEDICARE, JAN-JUNE 2024 For Dates 8/1/2024 - 8/31/2024

Check #	Check Date	Vendor ID	Vendor Name	Account	PO Number	Check Amount	Liquidated
256659	08/26/2024	7075	SIEGEL, ELLEN R.	A 9061.8000-90-000	Check Total:	2,096.40	
256660	08/26/2024	5864	SIEGEL, ROBERTA	A 9061.8000-90-000	Check Total:	1,048.20	
256661	08/26/2024	15560	SIEGEL, ROBIN J.	A 9061.8000-90-000	Check Total:	1,048.20	
256662	08/26/2024	17314	SILHAN, JOSEPH	A 9061.8000-90-000	Check Total:	1,467.60	
256663	08/26/2024	6437	SILVERMAN, MYRON M.	A 9061.8000-90-000	Check Total:	1,467.60	
256664	08/26/2024	14600	SOLOMON, ROBIN	A 9061.8000-90-000	Check Total:	2,096.40	
256665	08/26/2024	8265	SOLOMON, STANLEY	A 9061.8000-90-000	Check Total:	2,096.40	
256666	08/26/2024	8269	SOTIRIOU, SILVIA	A 9061.8000-90-000	Check Total:	2,096.40	
256667	08/26/2024	14404	SOTO, JR. ELADIO	A 9061.8000-90-000	Check Total:	1,048.20	
256668	08/26/2024	14647	SPAETH, CORY L.	A 9061.8000-90-000	Check Total:	1,048.20	
256669	08/26/2024	12639	SRIBNICK, EILEEN A.	A 9061.8000-90-000	Check Total:	1,467.60	
				A 9061.8000-90-000	Check Total:	2,096.40	

PATCHOGUE-MEDFORD UFSD

Check Warrant Report For A - 19: Cash Disbursement- MEDICARE, JAN-JUNE 2024 For Dates 8/1/2024 - 8/31/2024



Check #	Check Date	Vendor ID	Vendor Name	Account	PO Number	Check Amount	Liquidated
256670	08/26/2024	2390	STAHL, ARTHUR P.	A 9061.8000-90-000	Check Total:	2,096.40	
256671	08/26/2024	11712	STAHL, SUSAN J.	A 9061.8000-90-000	Check Total:	2,096.40	
256672	08/26/2024	2391	STAMPOULIS, EILEEN	A 9061.8000-90-000	Check Total:	2,096.40	
256673	08/26/2024	15636	STAVDAL, PATRICIA A.	A 9061.8000-90-000	Check Total:	1,048.20	
256674	08/26/2024	13012	STEIN, SUSAN R.	A 9061.8000-90-000	Check Total:	1,048.20	
256675	08/26/2024	11865	STEINHOFF, MICHAEL	A 9061.8000-90-000	Check Total:	2,096.40	
256676	08/26/2024	2709	STIRIZ VERDEROSA, BRENDA	A 9061.8000-90-000	Check Total:	1,048.20	
256677	08/26/2024	8506	STRASSBERG, DONALD M.	A 9061.8000-90-000	Check Total:	3,354.00	
256678	08/26/2024	6779	STROCCHIA, RUTH	A 9061.8000-90-000	Check Total:	2,096.40	
256679	08/26/2024	10265	STUART, MARIE	A 9061.8000-90-000	Check Total:	1,467.60	
256680	08/26/2024	13373	STURM, NANCY E.	A 9061.8000-90-000	Check Total:	1,467.60	

PATCHOGUE-MEDFORD UFSD

Check Warrant Report For A - 19: Cash Disbursement- MEDICARE, JAN-JUNE 2024 For Dates 8/1/2024 - 8/31/2024



Check #	Check Date	Vendor ID	Vendor Name	Account	PO Number	Check Amount	Liquidated
256681	08/26/2024	2467	SULLIVAN, ANN	A 9061.8000-90-000	Check Total:	1,467.60	
256682	08/26/2024	13887	SULLIVAN, BRIAN J.	A 9061.8000-90-000	Check Total:	1,048.20	
256683	08/26/2024	2468	SULLIVAN, WILLIAM J.	A 9061.8000-90-000	Check Total:	1,467.60	
256684	08/26/2024	2469	SULLIVAN, WILLIAM R.	A 9061.8000-90-000	Check Total:	1,048.20	
256685	08/26/2024	2470	SUMMERS, KATRIN	A 9061.8000-90-000	Check Total:	1,467.60	
256686	08/26/2024	9855	THELMA E. SUTTON	A 9061.8000-90-000	Check Total:	1,048.20	
256687	08/26/2024	2489	SWAMBACK, ELIZABETH	A 9061.8000-90-000	Check Total:	1,048.20	
256688	08/26/2024	8583	SWEENEY, RICHARD	A 9061.8000-90-000	Check Total:	2,935.20	
256689	08/26/2024	10989	TADDEI, MARIANNE	A 9061.8000-90-000	Check Total:	2,096.40	
256690	08/26/2024	11246	TAM, JENNIE M.	A 9061.8000-90-000	Check Total:	1,048.20	
256691	08/26/2024	2506	TAURIELLO, RONALD L.	A 9061.8000-90-000	Check Total:	2,096.40	

PATCHOGUE-MEDFORD UFSD

Check Warrant Report For A - 19: Cash Disbursement- MEDICARE, JAN-JUNE 2024 For Dates 8/1/2024 - 8/31/2024



Check #	Check Date	Vendor ID	Vendor Name	Account	PO Number	Check Amount	Liquidated
256692 ✓	08/26/2024	17803	TAYLOR, JACQUELINE R. ✓	A 9061.8000-90-000	Check Total:	2,096.40	
						1,048.20	✓
256693 ✓	08/26/2024	14645	TELLER, ROSEMARY ✓	A 9061.8000-90-000	Check Total:	1,048.20	
						2,096.40	✓
256694 ✓	08/26/2024	6778	THODEN, MICHELLE ✓	A 9061.8000-90-000	Check Total:	2,096.40	
						1,048.20	✓
256695 ✓	08/26/2024	9617	THOMAS, JANE H ✓	A 9061.8000-90-000	Check Total:	1,048.20	
						1,048.20	✓
256696 ✓	08/26/2024	14072	TICE, LYNDIA ✓	A 9061.8000-90-000	Check Total:	2,096.40	
						2,096.40	✓
256697 ✓	08/26/2024	13220	TIMMINS, KATHLEEN M. ✓	A 9061.8000-90-000	Check Total:	1,467.60	
						1,467.60	✓
256698 ✓	08/26/2024	10168	TITO, PAULA ✓	A 9061.8000-90-000	Check Total:	1,467.60	
						1,467.60	✓
256699 ✓	08/26/2024	7512	TOBIA, MADELINE ✓	A 9061.8000-90-000	Check Total:	2,096.40	
						2,096.40	✓
256700 ✓	08/26/2024	12313	TOWNEND, MARY J. ✓	A 9061.8000-90-000	Check Total:	2,096.40	
						2,096.40	✓
256701 ✓	08/26/2024	5868	TOY, EILEEN ✓	A 9061.8000-90-000	Check Total:	1,048.20	
						1,048.20	✓
256702 ✓	08/26/2024	5902	TRAINOR, DENISE ✓	A 9061.8000-90-000	Check Total:	1,467.60	
						1,467.60	✓

PATCHOGUE-MEDFORD UFSD

Check Warrant Report For A - 19: Cash Disbursement- MEDICARE, JAN-JUNE 2024 For Dates 8/1/2024 - 8/31/2024



Check #	Check Date	Vendor ID	Vendor Name	Account	PO Number	Check Amount	Liquidated
256703	08/26/2024	7214	TROMBINO, DONNA	A 9061.8000-90-000	Check Total:	1,467.60	
256704	08/26/2024	14114	TRUEMAN, JOLIE M.	A 9061.8000-90-000	Check Total:	1,467.60	
256705	08/26/2024	14295	TUTHILL, FRANK L. JR.	A 9061.8000-90-000	Check Total:	2,096.40	
256706	08/26/2024	12801	TYLER, BARBARA	A 9061.8000-90-000	Check Total:	2,096.40	
256707	08/26/2024	14855	UDAVCHAK, RAYMOND M.	A 9061.8000-90-000	Check Total:	3,354.00	
256708	08/26/2024	11641	VANLINDT, KATHLEEN M.	A 9061.8000-90-000	Check Total:	1,048.20	
256709	08/26/2024	2702	VARACALLI, KAREN S.	A 9061.8000-90-000	Check Total:	1,048.20	
256710	08/26/2024	2704	VELEZ, BETTY	A 9061.8000-90-000	Check Total:	2,935.20	
256711	08/26/2024	2707	VENTURA, MICHAEL A.	A 9061.8000-90-000	Check Total:	1,467.60	
256712	08/26/2024	17313	VESCHI, INGA M.	A 9061.8000-90-000	Check Total:	1,048.20	
256713	08/26/2024	17187	VESEY, STEVEN	A 9061.8000-90-000	Check Total:	1,467.60	

PATCHOGUE-MEDFORD UFSD

Check Warrant Report For A - 19: Cash Disbursement- MEDICARE, JAN-JUNE 2024 For Dates 8/1/2024 - 8/31/2024



Check #	Check Date	Vendor ID	Vendor Name	Account	PO Number	Check Amount	Liquidated
256714	08/26/2024	6557	VISCONTI, DANIEL	A 9061.8000-90-000	Check Total:	1,467.60	
256715	08/26/2024	10207	VOLK, KAREN	A 9061.8000-90-000	Check Total:	2,725.20	
256716	08/26/2024	14356	VOLKOMMER, CANDYCE M.	A 9061.8000-90-000	Check Total:	2,935.20	
256717	08/26/2024	2719	VOLKOMMER, PATRICK	A 9061.8000-90-000	Check Total:	1,467.60	
256718	08/26/2024	14395	VOLPE, MARY C.	A 9061.8000-90-000	Check Total:	1,048.20	
256719	08/26/2024	9916	WADE, IRMA	A 9061.8000-90-000	Check Total:	1,048.20	
256720	08/26/2024	2728	JOHN WAIDE	A 9061.8000-90-000	Check Total:	1,048.20	
256721	08/26/2024	14685	WALDO, LINDA T.	A 9061.8000-90-000	Check Total:	2,096.40	
256722	08/26/2024	17594	WALSH, ALICIA	A 9061.8000-90-000	Check Total:	2,725.20	
256723	08/26/2024	9906	WALTERS, NOREEN	A 9061.8000-90-000	Check Total:	2,096.40	
256724	08/26/2024	13329	WANAMAKER, ROBERT	A 9061.8000-90-000	Check Total:	2,096.40	
				A 9061.8000-90-000		1,048.20	

PATCHOGUE-MEDFORD UFSD

Check Warrant Report For A - 19: Cash Disbursement- MEDICARE, JAN-JUNE 2024 For Dates 8/1/2024 - 8/31/2024



Check #	Check Date	Vendor ID	Vendor Name	Account	PO Number	Check Amount	Liquidated
256725 ✓	08/26/2024	2742	WASHINGTON, PAULA ✓		Check Total:	1,048.20	
				A 9061.8000-90-000		3,354.00 ✓	
					Check Total:	3,354.00	
256726 ✓	08/26/2024	17155	WATKINS, CLARE L. ✓				
				A 9061.8000-90-000		1,048.20 ✓	
					Check Total:	1,048.20	
256727 ✓	08/26/2024	2752	WECERA, EDWARD ✓				
				A 9061.8000-90-000		3,354.00 ✓	
					Check Total:	3,354.00	
256728 ✓	08/26/2024	17843	WEINFELD PACIOREK, DEBORAH ✓				
				A 9061.8000-90-000		2,725.20 ✓	
					Check Total:	2,725.20	
256729 ✓	08/26/2024	10528	WEISMAN, GENIE ✓				
				A 9061.8000-90-000		2,096.40 ✓	
					Check Total:	2,096.40	
256730 ✓	08/26/2024	12780	WELCH, LINDA S. ✓				
				A 9061.8000-90-000		1,048.20 ✓	
					Check Total:	1,048.20	
256731 ✓	08/26/2024	12326	WELSCH, VERNABELLE C. ✓				
				A 9061.8000-90-000		1,048.20 ✓	
					Check Total:	1,048.20	
256732 ✓	08/26/2024	15410	WESSEL, DIANE T. ✓				
				A 9061.8000-90-000		1,048.20 ✓	
					Check Total:	1,048.20	
256733 ✓	08/26/2024	2786	WILGENKAMP, MARGARET ✓				
				A 9061.8000-90-000		1,048.20 ✓	
					Check Total:	1,048.20	
256734 ✓	08/26/2024	12429	WILLIS, JULIUS JR. ✓				
				A 9061.8000-90-000		1,048.20 ✓	
					Check Total:	1,048.20	
256735 ✓	08/26/2024	7445	WILSON, STEVE W. ✓				
				A 9061.8000-90-000		2,096.40 ✓	

PATCHOGUE-MEDFORD UFSD

Check Warrant Report For A - 19: Cash Disbursement- MEDICARE, JAN-JUNE 2024 For Dates 8/1/2024 - 8/31/2024



Check #	Check Date	Vendor ID	Vendor Name	Account	PO Number	Check Amount	Liquidated
256736 ✓	08/26/2024	2761	WINTERLE, CYNTHIA ✓		Check Total:	2,096.40	
				A 9061.8000-90-000		2,096.40	✓
256737 ✓	08/26/2024	14512	WISNOSKI, MARIA J. ✓		Check Total:	2,096.40	
				A 9061.8000-90-000		2,935.20	✓
256738 ✓	08/26/2024	10079	WITMER, KENNETH F ✓		Check Total:	2,935.20	
				A 9061.8000-90-000		1,048.20	✓
256739 ✓	08/26/2024	10756	WORTHINGTON, ADELE.. ✓		Check Total:	1,048.20	
				A 9061.8000-90-000		1,048.20	✓
256740 ✓	08/26/2024	12649	WRINKLE, SUSAN M. ✓		Check Total:	1,048.20	
				A 9061.8000-90-000		2,096.40	✓
256741 ✓	08/26/2024	13529	WYGAND, DIANA B. ✓		Check Total:	2,096.40	
				A 9061.8000-90-000		1,467.60	✓
256742 ✓	08/26/2024	15218	YNGSTROM, RICHARD A. ✓		Check Total:	1,467.60	
				A 9061.8000-90-000		1,048.20	✓
256743 ✓	08/26/2024	13722	YOUNG, GEORGIA ✓		Check Total:	1,048.20	
				A 9061.8000-90-000		1,048.20	✓
256744 ✓	08/26/2024	7050	ZAKOWOROTNY, CHRISTINE ✓		Check Total:	1,048.20	
				A 9061.8000-90-000		1,467.60	✓
256745 ✓	08/26/2024	9600	ZARCONE, ROSE ✓		Check Total:	1,467.60	
				A 9061.8000-90-000		1,048.20	✓
256746 ✓	08/26/2024	2861	ZEIDLER, LOREN LO. ✓		Check Total:	1,048.20	
				A 9061.8000-90-000		6,708.00	✓

PATCHOGUE-MEDFORD UFSD

Check Warrant Report For A - 19: Cash Disbursement- MEDICARE, JAN-JUNE 2024 For Dates 8/1/2024 - 8/31/2024



Check #	Check Date	Vendor ID	Vendor Name	Account	PO Number	Check Amount	Liquidated
256747 ✓	08/26/2024	2864	ZINKOWSKI, KAREN ✓	A 9061.8000-90-000	Check Total:	6,708.00	
256748 ✓	08/26/2024	2865	ZINNA, FRANCES ✓	A 9061.8000-90-000	Check Total:	1,048.20	✓
256749 ✓	08/26/2024	8126	ZOUMAS, MARY ✓	A 9061.8000-90-000	Check Total:	1,048.20	✓
256750 ✓	08/26/2024	13340	ZUKOWSKI, JOANNE ✓	A 9061.8000-90-000	Check Total:	2,096.40	✓
256751 ✓	08/26/2024	7247	ZURECK, ROGER ✓	A 9061.8000-90-000	Check Total:	2,096.40	✓
256752 ✓	08/26/2024	10416	ZUSTOVICH, ALVINA ✓	A 9061.8000-90-000	Check Total:	1,048.20	✓
						Check Total:	1,048.20
						Warrant Total:	1,089,559.30
						Vendor Portion:	1,089,559.30

Number of Transactions: 600

Certification of Warrant

To The District Treasurer: I hereby certify that I have verified the above claims, 600 in number, in the total amount of \$ 1,089,559.30. You are hereby authorized and directed to pay to the claimants certified above the amount of each claim allowed and charge each to the proper fund.

8/20/24 Adriane Brower Claims Auditor
 Date Signature Title
 Kerry Hoegsode Alternate Claims Auditor

PATCHOGUE-MEDFORD UFSD

Check Warrant Report For A - 13: Cash Disbursement- 8/6/24 For Dates 8/1/2024 - 8/31/2024



Check #	Check Date	Vendor ID	Vendor Name	Account	PO Number	Check Amount	Liquidated
254330	08/06/2024	19098	**VOID** MCLAUGHLIN, LUKE	A 2110.4140-90-000		-18.76	
				A 2110.4140-90-000		0.00	
					Check Total:	-18.76	
254357	08/06/2024	11983	**VOID** POULIS, NANCY	A 2110.4140-90-000		-18.63	
				A 2110.4140-90-000		0.00	
					Check Total:	-18.63	
254727	08/06/2024	19098	**VOID** MCLAUGHLIN, LUKE	A 2110.4140-90-000		-43.15	
				A 2110.4140-90-000		0.00	
					Check Total:	-43.15	
254950	08/06/2024	13643	**VOID** BJERTNES, JOSEPHINE L.	A 9061.8000-90-000		-6,330.00	
					Check Total:	-6,330.00	
255373	08/06/2024	14938	**VOID** GORMAN, FRANCES	A 2250.4490-90-000		-224.00	
				A 2250.4490-90-000		0.00	
				A 2250.4490-90-000		0.00	
					Check Total:	-224.00	
256753	08/06/2024	15993	A D SUTTON & SONS, INC.	A 8060.4500-90-FAM	279090	804.00	804.00
					Check Total:	804.00	
256754	08/06/2024	13756	A PLUS ALL SUBJECTS TUTORING INC.	A 600	276326	2,210.00	
					Check Total:	2,210.00	
256755	08/06/2024	94	ALL POINTS BUS UPHOLSTERY AND SUPPLIES, INC.	A 5510.4690-90-000	278279	18.36	18.36
				A 5510.4690-90-000	278279	168.70	168.70
				A 5510.4690-90-000	278279	795.02	795.02
				A 5510.4690-90-000	278279	696.18	696.18
				A 5510.4690-90-000	278279	215.83	215.83

PATCHOGUE-MEDFORD UFSD

Check Warrant Report For A - 13: Cash Disbursement- 8/6/24 For Dates 8/1/2024 - 8/31/2024



Check #	Check Date	Vendor ID	Vendor Name	Account	PO Number	Check Amount	Liquidated
Check Total:						1,894.09	
256756	08/06/2024	15444	ALL SUFFOLK AUTO SCHOOL	A 2331.4000-43-000	279381	23,970.00	23,970.00
				A 2331.4000-43-000	279381	0.00	
				A 2331.4000-43-000	279381	0.00	
Check Total:						23,970.00	
256757	08/06/2024	102	ALLSTATE SIGN AND PLAQUE CORP	A 1621.4514-90-000	278136	2,258.95	2,258.95
Check Total:						2,258.95	
256758	08/06/2024	17740	AMAZON CAPITAL SERVICES, INC.	A 2110.4500-37-000	279217	528.63	528.63
				A 2280.4500-90-000	279248	155.69	155.69
				A 1310.4500-90-000	279200	624.15	629.04
				A 2110.4500-37-000	279279	231.33	231.33
				A 2855.4500-37-000	279147	39.96	39.96
				A 2020.4500-01-000	279246	253.13	253.13
				A 2020.4500-28-000	279283	59.42	59.42
				A 2020.4500-28-000	279294	97.65	99.73
				A 2110.4500-06-000	279247	2,106.36	2,106.36
				A 1240.4500-90-000	279122	499.25	499.25
				A 2630.4500-27-000	279256	562.74	562.74
				A 8060.4500-90-SEL	279164	245.34	257.30
				A 2850.4500-90-000	279290	27.00	27.00
				A 1621.4790-90-000	279284	91.45	91.45
				A 8060.4500-90-SEL	279282	76.10	76.10
				A 8060.4500-90-SEL	279293	43.48	43.48
				A 2020.4500-05-000	279145	472.27	472.27
				A 2815.4500-37-000	279280	69.90	69.90
				A 2119.4500-37-000	279146	2,399.92	2,399.92
				A 1621.4660-90-000	279288	282.58	297.45
				A 2110.4501-90-000	279200	9.11	9.11
				A 2119.4500-37-000	279146	-29.98	0.00
				A 2119.4500-37-000	279146	-150.00	0.00

PATCHOGUE-MEDFORD UFSD

Check Warrant Report For A - 13: Cash Disbursement- 8/6/24 For Dates 8/1/2024 - 8/31/2024



Check #	Check Date	Vendor ID	Vendor Name	Account	PO Number	Check Amount	Liquidated
				A 2119.4500-37-000	279146 ✓	-150.00 ✓	0.00
				A 2119.4500-37-000	279146 ✓	-150.00 ✓	0.00
				Check Total:		8,395.48	
256759 ✓	08/06/2024	8781	APPLE INC. ✓				
				A 2630.2022-90-000	279023 ✓	26,897.50 ✓	26,897.50
				Check Total:		26,897.50	
256760 ✓	08/06/2024	11119	B & H PHOTO VIDEO PRO AUDIO ✓				
				A 2111.4500-37-000	278381 ✓	412.14 ✓	412.14
				Check Total:		412.14	
256761 ✓	08/06/2024	216	BALDWIN AUTOMOTIVE ✓				
				A 1621.4530-90-000	278133 ✓	37.00 ✓	37.00
				Check Total:		37.00	
256762 ✓	08/06/2024	15772	BELMONDO, ALBERT ✓				
				A 2855.4760-90-000	279298 ✓	199.00 ✓	199.00
				Check Total:		199.00	
256763 ✓	08/06/2024	13643	BJERTNES, JOSEPHINE L. ✓				
				A 9061.8000-90-000		6,330.00 ✓	
				Check Total:		6,330.00	
256764 ✓	08/06/2024	12206	BRAIN POP LLC ✓				
				A 2630.4640-90-000	278299	48,611.25 ✓	48,611.25
				Check Total:		48,611.25	
256765 ✓	08/06/2024	19225	CALEV, AVRAHAM, PH.D. ✓				
				A 1430.4000-90-000	279335 ✓	3,000.00	3,000.00
				A 1430.4000-90-000	279335	0.00	
				A 1430.4000-90-000	279335	0.00	
				Check Total:		3,000.00	
256766 ✓	08/06/2024	13607	CANON SOLUTIONS AMERICA, INC. ✓				
				A 1670.4793-90-000	279041 ✓	129.58 ✓	129.58
				A 1670.4793-90-000	279040 ✓	90.00 ✓	90.00
				A 1670.4793-90-000	279041	0.00	0.00
				A 1670.4793-90-000	279040	0.00	0.00
				Check Total:		219.58	
256767 ✓	08/06/2024	416	CARL'S EQUIPMENT & SUPPLY INC. ✓				

PATCHOGUE-MEDFORD UFSD

Check Warrant Report For A - 13: Cash Disbursement- 8/6/24 For Dates 8/1/2024 - 8/31/2024



Check #	Check Date	Vendor ID	Vendor Name	Account	PO Number	Check Amount	Liquidated
				A 1620.4601-90-000	278080	101.99	101.99
					Check Total:	101.99	
256768	08/06/2024	15878	CELL MECHANIC INC.	A 2630.4450-90-000	279303	1,239.84	1,239.84
				A 2630.4450-90-000	279304	2,504.86	2,504.86
				A 2630.4450-90-000	279263	1,679.82	1,679.82
				A 2630.4450-90-000	279241	804.92	804.92
				A 2630.4450-90-000	279233	369.95	369.95
					Check Total:	6,599.39	
256769	08/06/2024	13997	CHOICE PLANS, INC.	A 9065.8000-90-000	277968	772.00	772.00
				A 9065.8000-90-000	277968	0.00	
				A 9065.8000-90-000	277968	0.00	
					Check Total:	772.00	
256770	08/06/2024	13997	CHOICE PLANS, INC.	A 9065.8000-90-000	277966	3,135.60	3,135.60
				A 9065.8000-90-000	277966	0.00	
				A 9065.8000-90-000	277966	0.00	
					Check Total:	3,135.60	
256771	08/06/2024	13997	CHOICE PLANS, INC.	A 9065.8000-90-000	277967	37,277.63	37,277.63
				A 9065.8000-90-000	277967	0.00	
				A 9065.8000-90-000	277967	0.00	
					Check Total:	37,277.63	
256772	08/06/2024	13997	CHOICE PLANS, INC. VOID	A 720.5		8.05	
				A 720.5		0.00	
					Check Total:	8.05	
256773	08/06/2024	13997	CHOICE PLANS, INC. VOID	A 720.5		1,065.80	
				A 720.5		0.00	
					Check Total:	1,065.80	
256774	08/06/2024	12935	CORE BTS, INC.				

PATCHOGUE-MEDFORD UFSD



Check Warrant Report For A - 13: Cash Disbursement- 8/6/24 For Dates 8/1/2024 - 8/31/2024

Check #	Check Date	Vendor ID	Vendor Name	Account	PO Number	Check Amount	Liquidated
256775 ✓	08/06/2024	17623 CRACCO, ANTHONY ✓		A 1680.4790-90-000	279271 ✓	4,174.00 ✓	4,174.00
				A 1680.4790-90-000	279028 ✓	6,360.00 ✓	6,360.00
				Check Total:		10,534.00	
256776 ✓	08/06/2024	13617 CREAM-O-LAND DAIRIES, LLC ✓		A 600	277923 ✓	270.00 ✓	
				A 600	277923	0.00	
				Check Total:		270.00	
256777 ✓	08/06/2024	9766 DELL MARKETING L.P. ✓		A 7310.5811-09-000	277940 ✓	80.89 ✓	80.89
				Check Total:		80.89	
256778 ✓	08/06/2024	785 **CONTINUED** EASTERN SUFFOLK BOCES		A 2630.2022-90-000	279177 ✓	15,015.00 ✓	15,015.00
				A 2630.2022-90-000	279178 ✓	137,826.00 ✓	137,826.00
				Check Total:		152,841.00	
256779 ✓	08/06/2024	785 EASTERN SUFFOLK BOCES ✓		Check Total:		0.00	
				A 631		5,351.64 ✓	
				A 631		3,204.15 ✓	
				A 631		40,165.00 ✓	
				A 631		25,545.00 ✓	
				A 631		178.00 ✓	
				A 631		37,344.80 ✓	
				A 631		140,709.00 ✓	
				A 631		199.00 ✓	
				A 631		199.00 ✓	
				A 631		199.00 ✓	
				A 631		199.00 ✓	
				A 631		199.00 ✓	
				A 631		199.00 ✓	
				A 631		199.00 ✓	
				A 631		199.00 ✓	
				A 631		199.00 ✓	

PATCHOGUE-MEDFORD UFSD



Check Warrant Report For A - 13: Cash Disbursement- 8/6/24 For Dates 8/1/2024 - 8/31/2024

Check #	Check Date	Vendor ID	Vendor Name	Account	PO Number	Check Amount	Liquidated
				A 631		199.00 ✓	
				A 631		199.00 ✓	
				A 631		200.00 ✓	
				A 631		1,020.00 ✓	
				A 631		15,642.28 ✓	
				A 631		4,845.98 ✓	
				A 631		199.00 ✓	
				A 631		207.00 ✓	
				A 631		0.00	
				A 631		4,368.27 ✓	
				A 631		0.00	
				A 631		0.00	
				A 631		199,230.37 ✓	
				A 631		199.00 ✓	
				A 631		0.00	
				A 631		26,306.57 ✓	
				A 631		65,026.02 ✓	
				A 631		13,820.63 ✓	
				A 631		22,349.20 ✓	
				A 631		0.00	
				A 631		591,013.74 ✓	
				A 631		10,871.52 ✓	
				A 631		16,750.24 ✓	
				A 631		448.21 ✓	
				A 631		734.85 ✓	
				A 631		6,934.80 ✓	
				A 631		2,946.00 ✓	
				A 631		13,532.00 ✓	
				A 631		0.00	
					Check Total:	1,251,133.27	
256780 ✓	08/06/2024	12716	EDEN II PROGRAMS ✓	A 600	276136 ✓	6,373.60 ✓	
				A 600	276136 ✓	3,330.90 ✓	

PATCHOGUE-MEDFORD UFSD



Check Warrant Report For A - 13: Cash Disbursement- 8/6/24 For Dates 8/1/2024 - 8/31/2024

Check #	Check Date	Vendor ID	Vendor Name	Account	PO Number	Check Amount	Liquidated
				A 600	276136	0.00	
					Check Total:	9,704.50	
256781 ✓	08/06/2024	11385	EDGE DOCUMENT SOLUTIONS, LLC ✓	A 1680.4500-90-000	279194 ✓	1,503.40 ✓	1,503.40
					Check Total:	1,503.40	
256782 ✓	08/06/2024	806	EDUCATION AT MATHER ✓	A 600	274942 ✓	607.75 ✓	
				A 600	274942	0.00	
					Check Total:	607.75	
256783 ✓	08/06/2024	843	EMERALD ISLAND SUPPLY CO. ✓	A 1620.4512-90-000	278320 ✓	4,306.50 ✓	4,306.50
				A 1620.4512-90-000	278320 ✓	2,583.90 ✓	2,583.90
				A 1620.4512-90-000	278320 ✓	3,158.10 ✓	3,158.10
				A 1620.4512-90-000	278320 ✓	3,588.75 ✓	3,588.75
				A 1620.4512-90-000	278320 ✓	606.45 ✓	606.45
					Check Total:	14,243.70	
256784 ✓	08/06/2024	15693	FERGUSON ENTERPRISES # 501 ✓	A 1621.4660-90-000	279085 ✓	18.51 ✓	18.51
				A 1621.4660-90-000	279085 ✓	318.40 ✓	318.40
					Check Total:	336.91	
256785 ✓	08/06/2024	14938	GORMAN, FRANCES ✓	A 2250.4490-90-000		224.00 ✓	
				A 2250.4490-90-000		0.00	
				A 2250.4490-90-000		0.00	
					Check Total:	224.00	
256786 ✓	08/06/2024	18046	GOULD, MICHELLE ✓	A 600		140.00 ✓	
				A 600		0.00	
				A 600		0.00	
				A 600		0.00	
					Check Total:	140.00	
256787 ✓	08/06/2024	1058	GRAINGER, INC. W. W. ✓	A 1621.4514-90-000	278114	310.17 ✓	310.17

PATCHOGUE-MEDFORD UFSD



Check Warrant Report For A - 13: Cash Disbursement- 8/6/24 For Dates 8/1/2024 - 8/31/2024

Check #	Check Date	Vendor ID	Vendor Name	Account	PO Number	Check Amount	Liquidated
				A 1621.4514-90-000	278114 ✓	80.37 ✓	80.37
				A 1621.4514-90-000	278114 ✓	11.76 ✓	11.76
				A 1621.4514-90-000	278114 ✓	356.04 ✓	356.04
				A 1621.4514-90-000	278114 ✓	110.12 ✓	36.62
				A 1621.4514-90-000	278114 ✓	25.00 ✓	25.00
				A 1621.4514-90-000	278114 ✓	11.46 ✓	11.46
				A 1621.4514-90-000	278114 ✓	-73.50 ✓	0.00
				Check Total:		831.42	
256788 ✓	08/06/2024	9889	HENRY SCHEIN INC. ✓				
				A 2815.4500-28-000	278836 ✓	101.03 ✓	101.03
				Check Total:		101.03	
256789 ✓	08/06/2024	11819	ILARDI, DIANE ✓				
				A 7310.4500-09-000	279259 ✓	23.94 ✓	23.94
				A 7310.4500-09-000	279259	0.00	0.00
				A 7310.4500-09-000	279259	0.00	0.00
				Check Total:		23.94	
256790 ✓	08/06/2024	17104	INNOVATIVE TUTORING, INC. ✓				
				A 600	274944 ✓	7,710.00 ✓	
				Check Total:		7,710.00	
256791 ✓	08/06/2024	12160	J&K ALARM ✓				
				A 1621.4670-90-000	278107 ✓	200.00 ✓	200.00
				Check Total:		200.00	
256792 ✓	08/06/2024	1378	L.I. HARDWARE ✓				
				A 1621.4514-90-000	278105 ✓	214.11 ✓	214.11
				Check Total:		214.11	
256793 ✓	08/06/2024	15759	LI TUTORIAL SERVICES, INC. ✓				
				A 600	275903 ✓	1,515.80 ✓	
				A 600	275903	468.00 ✓	
				Check Total:		1,983.80	
256794 ✓	08/06/2024	10914	LONG ISLAND GAME FARM, INC. ✓				
				A 7310.4000-09-000	278101 ✓	608.00 ✓	608.00
				A 7310.4000-09-000	278101	656.00 ✓	992.00
				Check Total:		1,264.00	

PATCHOGUE-MEDFORD UFSD



Check Warrant Report For A - 13: Cash Disbursement- 8/6/24 For Dates 8/1/2024 - 8/31/2024

Check #	Check Date	Vendor ID	Vendor Name	Account	PO Number	Check Amount	Liquidated
256795 ✓	08/06/2024	17835	MAIER, PHILIP L. ✓	A 600	279326 ✓	1,000.00	
				A 600	279326	0.00	
					Check Total:	1,000.00 ✓	
256796 ✓	08/06/2024	19098	MCLAUGHLIN, LUKE ✓	A 2110.4140-90-000		18.76 ✓	
				A 2110.4140-90-000		43.15 ✓	
				A 2110.4140-90-000		0.00	
				A 2110.4140-90-000		0.00	
					Check Total:	61.91 ✓	
256797 ✓	08/06/2024	13214	MEGAMATION LLC. ✓	A 1621.4790-90-000	278070 ✓	304.00	304.00
					Check Total:	304.00 ✓	
256798 ✓	08/06/2024	8532	METROPOLITAN DATA SOLUTIONS ✓	A 1680.4500-90-000	279148 ✓	485.00	485.00
					Check Total:	485.00 ✓	
256799 ✓	08/06/2024	15398	MICHELLE TOR INC. ✓	A 2250.4490-90-000	278336 ✓	810.24 ✓	810.24
				A 2250.4490-90-000	278336	0.00	
				A 2250.4490-90-000	278336	1,067.73 ✓	1,067.73
				A 2250.4490-90-000	278336	0.00	
					Check Total:	1,877.97 ✓	
256800 ✓	08/06/2024	10998	MODERN ITALIAN BAKERY ✓	A 7310.5811-09-000	277937 ✓	70.91	70.91
					Check Total:	70.91 ✓	
256801 ✓	08/06/2024	18004	MONDRONE, NICOLE ✓	A 600		55.00	
				A 600		0.00	
				A 600		0.00	
				A 600		0.00	
				A 600		0.00	
					Check Total:	55.00 ✓	
256802 ✓	08/06/2024	1666	MONTAUK BUS SERVICE INC. ✓				

PATCHOGUE-MEDFORD UFSD

Check Warrant Report For A - 13: Cash Disbursement- 8/6/24 For Dates 8/1/2024 - 8/31/2024



Check #	Check Date	Vendor ID	Vendor Name	Account	PO Number	Check Amount	Liquidated
				A 600	275056	37,303.16 ✓	
				A 600	275056	0.00	
				A 600	275056	40,956.84 ✓	
				A 600	275056	0.00	
					Check Total:	78,260.00 ✓	
256803 ✓	08/06/2024	8415	MOSHMAN-SOUTHWORTH, CINDY ✓				
				A 600		575.00	
				A 600		0.00	
				A 600		0.00	
				A 600		0.00	
					Check Total:	575.00 ✓	
256804 ✓	08/06/2024	10845	NEW YORK THERAPY PLACEMENT SRV ✓				
				A 600	276053 ✓	1,145.00 ✓	
				A 600	276053	787.58 ✓	
				A 600	276053	8,596.08 ✓	
				A 600	276053	1,425.44 ✓	
				A 600	276053	1,375.68 ✓	
				A 600	276053	0.00	
					Check Total:	13,329.78 ✓	
256805 ✓	08/06/2024	1762	NEWSDAY IN EDUCATION ✓				
				A 2855.4760-90-000	279299 ✓	119.08 ✓	119.08
				A 2855.4760-90-000	279299	0.00	
				A 2855.4760-90-000	279299	0.00	
					Check Total:	119.08 ✓	
256806 ✓	08/06/2024	1764	NEWSDAY, INC. ✓				
				A 1310.4720-90-000	278029 ✓	228.00 ✓	228.00
				A 1310.4720-90-000	278029	316.00 ✓	316.00
				A 1310.4720-90-000	278029	500.00 ✓	500.00
					Check Total:	1,044.00 ✓	
256807 ✓	08/06/2024	1831	NYSASBO ✓				
				A 1310.4760-90-000	278027 ✓	777.00	777.00
				A 1310.4760-90-000	278027	0.00	0.00
				A 1310.4760-90-000	278027	0.00	0.00

PATCHOGUE-MEDFORD UFSD

Check Warrant Report For A - 13: Cash Disbursement- 8/6/24 For Dates 8/1/2024 - 8/31/2024



Check #	Check Date	Vendor ID	Vendor Name	Account	PO Number	Check Amount	Liquidated
				A 1310.4760-90-000	278027	0.00	0.00
					Check Total:	777.00	
256808	08/06/2024	13548	NYSIF DISABILITY BENEFITS	A 9056.8000-90-000	278050	8,899.21	8,899.21
				A 9056.8000-90-000	278050	0.00	0.00
					Check Total:	8,899.21	
256809	08/06/2024	17521	ODP BUSINESS SOLUTIONS, LLC	A 2020.4500-05-000	279237	314.52	314.52
					Check Total:	314.52	
256810	08/06/2024	19227	PALUMBO, KARA	A 1488.S		328.00	
					Check Total:	328.00	
256811	08/06/2024	10669	PATCHOGUE MEDFORD UFSD	A 720.5		16.20	
				A 720.5		0.00	
					Check Total:	16.20	
256812	08/06/2024	1937	PERFECTION LEARNING CORPORATIO	A 2112.4500-37-000	279035	211.38	211.38
				A 2112.4500-37-000	279035	180.06	188.05
					Check Total:	391.44	
256813	08/06/2024	11983	POULIS, NANCY	A 2110.4140-90-000		18.63	
				A 2110.4140-90-000		0.00	
					Check Total:	18.63	
256814	08/06/2024	19212	RAINBOW RESOURCE CENTER	A 2020.4500-07-000	279239	154.00	154.00
					Check Total:	154.00	
256815	08/06/2024	8359	REWORLD MACARTHUR, INC.	A 1621.4790-90-000	278121	358.50	358.50
					Check Total:	358.50	
256816	08/06/2024	11889	RYDIN DECAL	A 2110.4500-37-000	279048	344.00	344.00

PATCHOGUE-MEDFORD UFSD

Check Warrant Report For A - 13: Cash Disbursement- 8/6/24 For Dates 8/1/2024 - 8/31/2024



Check #	Check Date	Vendor ID	Vendor Name	Account	PO Number	Check Amount	Liquidated
256817 ✓	08/06/2024	17192	SCHOOL SPECIALTY, LLC. ✓		Check Total:	344.00 ✓	
				A 2020.4500-07-000	279226 ✓	817.50 ✓	817.50
				A 2111.4500-37-000	278408 ✓	270.76 ✓	270.76
				A 2111.4500-37-000	278510 ✓	402.11 ✓	402.11
				A 2111.4500-37-000	278527 ✓	134.97 ✓	134.97
				A 2111.4500-37-000	278521 ✓	804.55 ✓	804.55
					Check Total:	2,429.89 ✓	
256818 ✓	08/06/2024	9343	SCHWAB, HENRY R. ✓	A 600		494.70	
					Check Total:	494.70 ✓	
256819 ✓	08/06/2024	15755	SCNYSSFA ✓				
				A 1620.4750-90-000	279332 ✓	450.00	450.00
				A 1620.4750-90-000	279332	0.00	0.00
				A 1620.4750-90-000	279332	0.00	0.00
					Check Total:	450.00 ✓	
256820 ✓	08/06/2024	12545	SHEFFIELD POTTERY INC. ✓	A 2111.2000-37-000	278992 ✓	1,862.00	1,862.00
					Check Total:	1,862.00 ✓	
256821 ✓	08/06/2024	2289	SHERWIN WILLIAMS ✓	A 1621.4790-90-000	278154 ✓	108.15	108.15
					Check Total:	108.15 ✓	
256822 ✓	08/06/2024	17297	SONOVA USA INC ✓	A 2250.4500-01-000	278335 ✓	880.83	880.83
					Check Total:	880.83 ✓	
256823 ✓	08/06/2024	596	STAPLES ADVANTAGE ✓				
				A 1310.4500-90-000	279238 ✓	3.13 ✓	3.13
				A 1310.4500-90-000	279251 ✓	41.76 ✓	41.76
				A 1310.4500-90-000	279238	22.14 ✓	22.14
				A 1310.4500-90-000	279238	235.21 ✓	235.21
					Check Total:	302.24 ✓	
256824 ✓	08/06/2024	596	STAPLES ADVANTAGE ✓	A 600	276970 ✓	553.48 ✓	

PATCHOGUE-MEDFORD UFSD



Check Warrant Report For A - 13: Cash Disbursement- 8/6/24 For Dates 8/1/2024 - 8/31/2024

Check #	Check Date	Vendor ID	Vendor Name	Account	PO Number	Check Amount	Liquidated
Check Total:						553.48	
256825	08/06/2024	14339	SUNBELT RENTALS	A 1621.4790-90-000	278150	355.00	690.00
				A 1621.4790-90-000	279065	1,747.50	1,747.50
Check Total:						2,102.50	
256826	08/06/2024	11855	SYOSSET HOME TUTORING	A 600	274947	2,686.50	
				A 600	274947	0.00	
Check Total:						2,686.50	
256827	08/06/2024	12895	TIKI ACTION PARK	A 7310.4000-09-000	277935	665.00	665.00
				A 7310.4000-09-000	277935	0.00	
				A 7310.4000-09-000	277935	513.00	1,135.00
				A 7310.4000-09-000	277935	0.00	
				A 7310.4000-09-000	277935	0.00	
Check Total:						1,178.00	
256828	08/06/2024	15917	TROPHY HUT	A 600		69.95	
				A 600		0.00	
Check Total:						69.95	
256829	08/06/2024	15479	TURTLE & HUGHES INC.	A 1621.4514-90-000	278145	268.57	268.57
Check Total:						268.57	
256830	08/06/2024	11276	ULINE INC.	A 2111.4500-37-000	278983	225.56	225.44
				A 2111.4500-37-000	278983	-0.12	0.00
Check Total:						225.44	
256831	08/06/2024	12043	UNITED SUPPLY CORP.	A 2111.4500-37-000	278598	37.85	37.85
Check Total:						37.85	
256832	08/06/2024	12446	W.B. MASON COMPANY	A 1240.4500-90-000	279030	8.03	8.03
				A 1680.4500-90-000	278295	3.95	3.95

PATCHOGUE-MEDFORD UFSD

Check Warrant Report For A - 13: Cash Disbursement- 8/6/24 For Dates 8/1/2024 - 8/31/2024



Check #	Check Date	Vendor ID	Vendor Name	Account	PO Number	Check Amount	Liquidated
				A 1310.4500-90-000	279030 ✓	10.00 ✓	10.00
				A 1430.4500-90-000	279030	8.03 ✓	8.03
				A 2010.4500-90-000	279030	8.03 ✓	8.03
				Check Total:		38.04 ✓	
256833 ✓	08/06/2024	12555	WASHINGTON MUSIC SALES CTR INC ✓				
				A 2118.4500-37-000	278958 ✓	65.50	65.50
				Check Total:		65.50 ✓	
256834 ✓	08/06/2024	11943	WEST MUSIC ✓				
				A 2118.4500-01-000	279168 ✓	6.45 ✓	6.45
				A 2118.4500-05-000	279168	6.45 ✓	6.45
				Check Total:		12.90 ✓	
Number of Transactions: 87						Warrant Total:	1,744,063.32
						Vendor Portion:	1,744,063.32

Certification of Warrant

To The District Treasurer: I hereby certify that I have verified the above claims, 87 in number, in the total amount of \$1,744,063.32. You are hereby authorized and directed to pay to the claimants certified above the amount of each claim allowed and charge each to the proper fund.

8/12/24 Adriane Brower Claims Auditor
 Date Signature Title
Karey Houghton alternate Claims Auditor

PATCHOGUE-MEDFORD UFSD

Check Warrant Report For C - 6: Cash Disbursement- 8/6/24 For Dates 8/1/2024 - 8/31/2024



Check #	Check Date	Vendor ID	Vendor Name	Account	PO Number	Check Amount	Liquidated
256835	08/06/2024	19218	11400, INC.	C 2860.4500-95-000	279151	156.23	156.23
				C 2860.4500-95-000	279151	128.57	128.57
					Check Total:	284.80	
256836	08/06/2024	13617	CREAM-O-LAND DAIRIES, LLC	C 2860.5820-95-000	278351	351.36	351.36
				C 2860.5820-95-000	278351	157.99	157.99
					Check Total:	509.35	
256837	08/06/2024	1285	JAY BEE DISTRIBUTORS INC.	C 2860.5820-95-000	278359	1,825.50	1,825.50
				C 2860.5820-95-000	278359	1,825.50	1,825.50
					Check Total:	3,651.00	
256838	08/06/2024	17943	JOSEPH FILHAN CO.	C 2860.2000-95-000	278227	24,435.25	24,435.25
					Check Total:	24,435.25	
					Warrant Total:	28,880.40	
					Vendor Portion:	28,880.40	

Number of Transactions: 4

Certification of Warrant

To The District Treasurer: I hereby certify that I have verified the above claims, 4 in number, in the total amount of \$24,435.40. You are hereby authorized and directed to pay to the claimants certified above the amount of each claim allowed and charge each to the proper fund.

8/13/24 Karen Hoogstra Alternate Claims Auditor
 Date Signature Title

PATCHOGUE-MEDFORD UFSD



Check Warrant Report For F - 4: Cash Disbursement- 8/6/24 For Dates 8/1/2024 - 8/31/2024

Check #	Check Date	Vendor ID	Vendor Name	Account	PO Number	Check Amount	Liquidated
256839 ✓	08/06/2024	785	EASTERN SUFFOLK BOCES ✓	F 631		199.00 ✓	
				F 631		50.00 ✓	
					Check Total:	249.00 ✓	
256840 ✓	08/06/2024	13639	HORIZON HEALTHCARE STAFFING ✓	F 2250.4000-90-L25	278270 ✓	1,547.54	1,547.54
					Check Total:	1,547.54 ✓	
					Warrant Total:	1,796.54	
					Vendor Portion:	1,796.54	

Number of Transactions: 2

Certification of Warrant

To The District Treasurer: I hereby certify that I have verified the above claims, 2 in number, in the total amount of \$ 1,796.54. You are hereby authorized and directed to pay to the claimants certified above the amount of each claim allowed and charge each to the proper fund.

8/13/24 Karen Hoogstra Alternate Claims Auditor
 Date Signature Title

PATCHOGUE-MEDFORD UFSD



Check Warrant Report For H - 3: Cash Disbursement- 8/6/24 For Dates 8/1/2024 - 8/31/2024

Check #	Check Date	Vendor ID	Vendor Name	Account	PO Number	Check Amount	Liquidated
256841	08/06/2024	379	BURTON BEHRENDT SMITH P.C.	H 600		2,665.44	
				H 600		0.00	
				H 600		0.00	
					Check Total:	2,665.44	
256842	08/06/2024	785	EASTERN SUFFOLK BOCES	H 631		2,193.50	
					Check Total:	2,193.50	
256843	08/06/2024	11985	HTP MECHANICAL CORP.	H 2425.0199-0-2930	277941	73,497.73	73,497.73
					Check Total:	73,497.73	
					Warrant Total:	78,356.67	
					Vendor Portion:	78,356.67	

Number of Transactions: 3

Certification of Warrant

To The District Treasurer: I hereby certify that I have verified the above claims, 3 in number, in the total amount of \$ 78,356.67. You are hereby authorized and directed to pay to the claimants certified above the amount of each claim allowed and charge each to the proper fund.

8-13-24

Date

Adriane Brower

Signature

Claims Auditor

Title

PATCHOGUE-MEDFORD UFSD

Check Warrant Report For A - 20: Cash Disbursement- 8/13/24 For Dates 8/7/2024 - 8/31/2024



Check #	Check Date	Vendor ID	Vendor Name	Account	PO Number	Check Amount	Liquidated
256844 ✓	08/13/2024	19200	A MARVELOUS SPARK, LLC ✓	A 1680.4790-90-000	278226 ✓	720.00 ✓	720.00
						Check Total:	720.00
256845 ✓	08/13/2024	38	AD-APPAREL ✓	A 2110.4500-37-000	279354 ✓	290.00 ✓	290.00
						Check Total:	290.00
256846 ✓	08/13/2024	14700	AHOLD FINANCIAL SERVICES ✓	A 7310.5811-09-000	277936 ✓	19.18 ✓	19.18
						Check Total:	19.18
256847 ✓	08/13/2024	17740	AMAZON CAPITAL SERVICES, INC. ✓	A 2850.4500-03-000	279242 ✓	158.16 ✓	158.16
				A 2850.4500-03-000	279243 ✓	17.79 ✓	17.79
				A 2850.4500-03-000	279244 ✓	137.91 ✓	140.49
				A 2855.4500-37-000	279278 ✓	109.98 ✓	109.98
				A 2110.4500-01-000	279370 ✓	97.99 ✓	97.99
				A 2110.4501-90-000	279397 ✓	134.46 ✓	134.46
				A 2110.4500-02-000	279337 ✓	4.49 ✓	4.49
				A 2110.4500-02-000	279338 ✓	240.75 ✓	240.75
				A 2110.4500-02-000	279235 ✓	295.29 ✓	295.29
				A 2810.4500-37-000	279291 ✓	862.90 ✓	862.90
				A 2118.4500-37-000	279343 ✓	141.98 ✓	141.98
				A 1621.4280-90-000	279441 ✓	25.99 ✓	25.99
				A 2020.4500-07-000	279120 ✓	23.99 ✓	23.99
				A 2110.4001-90-000	279098 ✓	261.27 ✓	261.27
				A 2111.4500-37-000	279143 ✓	166.15 ✓	166.15
				A 2111.4500-37-000	279339 ✓	831.36 ✓	831.36
				A 2110.4500-02-000	279337 ✓	106.97 ✓	106.97
				A 2020.4500-07-000	279120 ✓	2,199.38 ✓	2,199.38
				A 2111.4500-37-000	279143 ✓	583.36 ✓	583.76
						Check Total:	6,400.17
256848 ✓	08/13/2024	15765	AUTOZONE STORES LLC ✓	A 1621.4530-90-000	278134 ✓	111.06 ✓	111.06
						Check Total:	111.06

PATCHOGUE-MEDFORD UFSD



Check Warrant Report For A - 20: Cash Disbursement- 8/13/24 For Dates 8/7/2024 - 8/31/2024

Check #	Check Date	Vendor ID	Vendor Name	Account	PO Number	Check Amount	Liquidated
256849 ✓	08/13/2024	11119	B & H PHOTO VIDEO PRO AUDIO ✓	A 2111.4500-37-000	278371 ✓	8.10 ✓	8.10
				A 2111.4500-37-000	278370 ✓	1,067.70 ✓	1,067.70
				A 2111.4500-37-000	279334 ✓	433.74 ✓	433.74
				A 2111.4500-37-000	278371 ✓	24.30 ✓	24.30
				Check Total:		1,533.84	
256850 ✓	08/13/2024	14016	BLICK ART MATERIALS, LLC ✓	A 2020.4500-07-000	279227 ✓	407.76 ✓	407.76
				A 2111.4500-37-000	278372	379.86	379.86
				Check Total:		787.62	
256851 ✓	08/13/2024	17895	BRADLEY & PARKER, INC ✓	A 1910.4006-90-000	278976 ✓	32,613.00 ✓	32,613.00
				A 1910.4006-90-000	278976	0.00	0.00
				A 1910.4006-90-000	278976	0.00	0.00
				A 1910.4006-90-000	278976	0.00	0.00
				A 1910.4006-90-000	278976	0.00	0.00
				Check Total:		32,613.00	
256852 ✓	08/13/2024	15535	BSN SPORTS LLC ✓	A 2855.4500-37-000	279221 ✓	1,307.53 ✓	1,307.53
				A 2855.4500-37-000	279128 ✓	1,074.02 ✓	1,074.02
				A 2855.4500-37-000	279022 ✓	183.96 ✓	183.96
				A 2855.4500-37-000	279019 ✓	2,125.79 ✓	2,125.79
				A 2855.4500-37-000	279052 ✓	593.84 ✓	593.84
				A 2855.4500-37-000	279249 ✓	643.60 ✓	643.60
				Check Total:		5,928.74	
256853 ✓	08/13/2024	10094	CDW GOVERNMENT, INC. ✓	A 2630.2022-90-000	279007 ✓	6,949.52 ✓	6,949.52
				A 2630.2022-90-000	279007 ✓	15.60 ✓	15.60
				A 2630.2022-90-000	279007 ✓	95.64 ✓	95.64
				Check Total:		7,060.76	
256854 ✓	08/13/2024	10399	CHRISTIAN NURSING REGISTRY, INC ✓	A 600	276130 ✓	1,351.50 ✓	
				A 600	276130 ✓	1,657.50 ✓	

PATCHOGUE-MEDFORD UFSD

Check Warrant Report For A - 20: Cash Disbursement- 8/13/24 For Dates 8/7/2024 - 8/31/2024



Check #	Check Date	Vendor ID	Vendor Name	Account	PO Number	Check Amount	Liquidated
256855 ✓	08/13/2024	11917	COMMERCIAL INSTRU. SERVS., INC ✓	A 600	276130 ✓	1,458.60 ✓	
				A 600	276130 ✓	599.25 ✓	
				Check Total:		5,066.85	
256856 ✓	08/13/2024	12935	CORE BTS, INC. ✓	A 1621.4790-90-000	273227 ✓	4,000.55 ✓	4,000.55
				A 1621.4790-90-000	278122 ✓	300.00 ✓	300.00
				A 1621.4790-90-000	273227 ✓	1,920.00 ✓	1,920.00
				A 1621.4790-90-000	273227 ✓	1,920.00 ✓	1,920.00
				A 1621.4790-90-000	273227 ✓	1,920.00 ✓	1,920.00
256857 ✓	08/13/2024	785	EASTERN SUFFOLK BOCES ✓	Check Total:		10,060.55	
				A 1680.4725-90-000	279104 ✓	4,563.24 ✓	4,563.24
256857 ✓	08/13/2024	785	EASTERN SUFFOLK BOCES ✓	Check Total:		4,563.24	
				A 631		240.00 ✓	
				A 631		749.59 ✓	
				A 631		828.00 ✓	
				A 631		3,204.14 ✓	
				A 631		3,158.00 ✓	
				A 631		4,737.00 ✓	
				A 631		3,608.50 ✓	
				A 631		1,506.71 ✓	
				A 631		7,230.59 ✓	
				A 631		1,020.00 ✓	
				A 631		26,971.00 ✓	
				A 631		136.47 ✓	
				A 631		2,186.08 ✓	
				A 631		100,055.08 ✓	
				A 631		175.00 ✓	
				A 631		299.00 ✓	
				A 631		13,820.62 ✓	
				A 631		2,946.00 ✓	
				A 631		15,642.28 ✓	

PATCHOGUE-MEDFORD UFSD

Check Warrant Report For A - 20: Cash Disbursement- 8/13/24 For Dates 8/7/2024 - 8/31/2024



Check #	Check Date	Vendor ID	Vendor Name	Account	PO Number	Check Amount	Liquidated
				A 631		13,532.00 ✓	
				A 631		5,218.00 ✓	
				A 631		21,258.48 ✓	
				Check Total:		228,522.54	
256858 ✓	08/13/2024	813	EDUCATIONAL DATA SERVICES INC. ✓				
				A 1310.4790-90-000	278034 ✓	2,983.75 ✓	2,983.75
				A 1310.4790-90-000	278034	0.00	0.00
				A 1310.4790-90-000	278034	0.00	0.00
				Check Total:		2,983.75	
256859 ✓	08/13/2024	843	EMERALD ISLAND SUPPLY CO. ✓				
				A 1620.4512-90-000	278320 ✓	469.15 ✓	469.15
				A 1620.4512-90-000	278320 ✓	3,004.45 ✓	3,004.45
				A 1620.4512-90-000	278320 ✓	117.00 ✓	117.00
				A 1620.4512-90-000	278320 ✓	217.12 ✓	217.12
				A 1620.4512-90-000	278320 ✓	46.70 ✓	46.70
				A 1620.4512-90-000	278320 ✓	724.70 ✓	724.70
				A 1620.4512-90-000	278320 ✓	210.40 ✓	210.40
				A 1620.4512-90-000	278320 ✓	314.15 ✓	314.15
				A 1620.4512-90-000	278320 ✓	233.50 ✓	233.50
				A 1620.4512-90-000	278320 ✓	741.25 ✓	741.25
				A 1620.4512-90-000	278320 ✓	93.40 ✓	93.40
				A 1620.4512-90-000	278320 ✓	1,280.45 ✓	773.35
				A 1620.4512-90-000	278320 ✓	-67.60 ✓	0.00
				A 1620.4512-90-000	278320 ✓	-16.45 ✓	0.00
				A 1620.4512-90-000	278320 ✓	-67.39 ✓	0.00
				A 1620.4512-90-000	278320 ✓	-29.49 ✓	0.00
				A 1620.4512-90-000	278320 ✓	-59.41 ✓	0.00
				A 1620.4512-90-000	278320 ✓	-59.71 ✓	0.00
				A 1620.4512-90-000	278320 ✓	-207.05 ✓	0.00
				Check Total:		6,945.17	
256860 ✓	08/13/2024	12384	FASTENAL INDUSTRIAL SUPPLIES ✓				
				A 1621.4514-90-000	278117 ✓	131.46 ✓	131.46
				Check Total:		131.46	

PATCHOGUE-MEDFORD UFSD

Check Warrant Report For A - 20: Cash Disbursement- 8/13/24 For Dates 8/7/2024 - 8/31/2024



Check #	Check Date	Vendor ID	Vendor Name	Account	PO Number	Check Amount	Liquidated
256861	08/13/2024	15693	FERGUSON ENTERPRISES # 501	A 1621.4660-90-000	279085	324.53	324.53
				A 1621.4660-90-000	279085	430.31	430.31
				A 1621.4660-90-000	279085	285.50	285.50
				A 1621.4660-90-000	279085	137.49	137.49
				A 1621.4660-90-000	279085	23.96	23.96
				A 1621.4660-90-000	279085	401.22	401.22
				A 1621.4660-90-000	279085	90.67	90.67
				A 1621.4660-90-000	279085	92.55	92.55
				A 1621.4660-90-000	279085	116.46	116.46
				Check Total:		1,902.69	
256862	08/13/2024	17984	GOLDSTEIN, LORI	A 600	275988	199.00	
				A 600	275988	0.00	
				Check Total:		199.00	
256863	08/13/2024	1058	GRAINGER, INC. W. W.	A 1621.4514-90-000	278114	227.60	227.60
				A 1621.4514-90-000	278114	121.30	121.30
				A 1621.4514-90-000	278114	231.12	231.12
				A 1621.4514-90-000	278114	399.33	399.33
				A 1621.4514-90-000	278114	33.76	33.76
				Check Total:		1,013.11	
256864	08/13/2024	6671	HASKO UTILITIES CO., INC.	A 1621.2000-90-000	279356	3,155.63	3,155.63
				A 1621.4514-90-000	278110	1,210.50	1,210.50
				Check Total:		4,366.13	
256865	08/13/2024	13879	HOFFMANN, RICHARD A.	A 600	276089	189.00	
				A 600	276089	0.00	
				A 600	276089	0.00	
				Check Total:		189.00	
256866	08/13/2024	7008	HOPE FOR YOUTH INC	A 600	277628	2,907.00	

PATCHOGUE-MEDFORD UFSD

Check Warrant Report For A - 20: Cash Disbursement- 8/13/24 For Dates 8/7/2024 - 8/31/2024



Check #	Check Date	Vendor ID	Vendor Name	Account	PO Number	Check Amount	Liquidated
				Check Total:		2,907.00	
256867	08/13/2024	11985	HTP MECHANICAL CORP.	A 1621.4660-90-000	278332	196.00	196.00
				A 1621.4660-90-000	278332	196.00	196.00
				A 1621.4660-90-000	278332	196.00	196.00
				A 1621.4660-90-000	278332	196.00	196.00
				A 1621.4660-90-000	278332	196.00	196.00
				A 1621.4660-90-000	278332	196.00	196.00
				A 1621.4660-90-000	278332	196.00	196.00
				A 1621.4660-90-000	278332	392.00	392.00
				A 1621.4660-90-000	278332	294.00	294.00
				A 1621.4660-90-000	278332	294.00	294.00
				Check Total:		2,352.00	
256868	08/13/2024	17104	INNOVATIVE TUTORING, INC.	A 600	274924	5,400.00	
				A 600	274924	1,890.00	
				Check Total:		7,290.00	
256869	08/13/2024	12940	JONES, DONNA M.	A 210		100.00	
				Check Total:		100.00	
256870	08/13/2024	13965	JOSEPH BRUNO PLUMBING INC.	A 1621.4680-90-000	278102	605.00	605.00
				Check Total:		605.00	
256871	08/13/2024	1378	L.I. HARDWARE	A 1621.4514-90-000	278105	37.80	37.80
				A 1621.4514-90-000	278105	8.68	8.68
				A 1621.4514-90-000	278105	41.39	41.39
				Check Total:		87.87	
256872	08/13/2024	17926	LANDMARK PLAZA PROPERTIES	A 7310.4000-09-000	277931	936.00	1,500.00
				A 7310.4000-09-000	277931	0.00	
				A 7310.4000-09-000	277931	0.00	
				Check Total:		936.00	

PATCHOGUE-MEDFORD UFSD

Check Warrant Report For A - 20: Cash Disbursement- 8/13/24 For Dates 8/7/2024 - 8/31/2024



Check #	Check Date	Vendor ID	Vendor Name	Account	PO Number	Check Amount	Liquidated
256873	08/13/2024	13092	LANGUAGE LINE SERVICES	A 600	275112	534.00	
					Check Total:	534.00	
256874	08/13/2024	15759	LI TUTORIAL SERVICES, INC.	A 600	277721	657.80	
					Check Total:	657.80	
256875	08/13/2024	1497	LOPER'S EQUIPMENT CORP.	A 1621.4670-90-000	278104	66.00	66.00
				A 1621.4670-90-000	278104	247.50	247.50
					Check Total:	313.50	
256876	08/13/2024	10363	LOWE'S CREDIT SERVICES	A 1621.4514-90-000	278103	118.49	118.49
				A 1621.4514-90-000	278103	137.31	137.31
					Check Total:	255.80	
256877	08/13/2024	15750	MAXIM HEALTHCARE SERVICES, INC.	A 2250.4490-90-000	278272	1,149.72	1,149.72
				A 2250.4495-90-000	279336	1,082.12	1,082.12
					Check Total:	2,231.84	
256878	08/13/2024	10844	METRO THERAPY, INC.	A 600	276060	450.00	0.00
				A 600	276060	350.00	0.00
				A 600	276060	185.00	0.00
				A 600	276060	600.00	0.00
				A 600	276060	2,056.32	0.00
				A 600	276060	425.00	0.00
					Check Total:	4,066.32	
256879	08/13/2024	17872	MILLENNIUM SYSTEMS INTEGRATION INC.	A 1621.4790-90-000	278167	324.35	324.35
				A 1621.4790-90-000	278167	8,775.00	8,775.00
					Check Total:	9,099.35	
256880	08/13/2024	10998	MODERN ITALIAN BAKERY	A 7310.5811-09-000	277937	93.61	93.61

PATCHOGUE-MEDFORD UFSD

Check Warrant Report For A - 20: Cash Disbursement- 8/13/24 For Dates 8/7/2024 - 8/31/2024



Check #	Check Date	Vendor ID	Vendor Name	Account	PO Number	Check Amount	Liquidated
256881	08/13/2024	1709	NASCO		Check Total:	93.61	
				A 2119.4500-26-000	278644	66.32	66.32
256882	08/13/2024	14272	NASSAU SUFFOLK SERVICES FOR		Check Total:	66.32	
				A 600	276132	1,262.50	
256883	08/13/2024	9774	NATIONAL GRID		Check Total:	1,262.50	
				A 1620.4742-90-000	278007	56.09	56.09
				A 1620.4742-90-000	278007	0.00	0.00
				A 1620.4742-90-000	278007	0.00	0.00
256884	08/13/2024	9774	NATIONAL GRID		Check Total:	56.09	
				A 1620.4742-90-000	278007	87.15	87.15
				A 1620.4742-90-000	278007	0.00	0.00
				A 1620.4742-90-000	278007	0.00	0.00
256885	08/13/2024	9774	NATIONAL GRID		Check Total:	87.15	
				A 1620.4742-90-000	278007	38.99	38.99
				A 1620.4742-90-000	278007	0.00	0.00
				A 1620.4742-90-000	278007	0.00	0.00
256886	08/13/2024	9774	NATIONAL GRID		Check Total:	38.99	
				A 1620.4742-90-000	278007	278.49	278.49
				A 1620.4742-90-000	278007	0.00	0.00
				A 1620.4742-90-000	278007	0.00	0.00
256887	08/13/2024	9774	NATIONAL GRID		Check Total:	278.49	
				A 1620.4742-90-000	278007	38.99	38.99
				A 1620.4742-90-000	278007	0.00	0.00
				A 1620.4742-90-000	278007	0.00	0.00
256888	08/13/2024	9774	NATIONAL GRID		Check Total:	38.99	

PATCHOGUE-MEDFORD UFSD

Check Warrant Report For A - 20: Cash Disbursement- 8/13/24 For Dates 8/7/2024 - 8/31/2024



Check #	Check Date	Vendor ID	Vendor Name	Account	PO Number	Check Amount	Liquidated
				A 1620.4742-90-000	278007	240.38	240.38
				A 1620.4742-90-000	278007	0.00	0.00
				A 1620.4742-90-000	278007	0.00	0.00
				Check Total:		240.38	
256889	08/13/2024	9774	NATIONAL GRID	A 1620.4742-90-000	278007	39.74	39.74
				A 1620.4742-90-000	278007	0.00	0.00
				A 1620.4742-90-000	278007	0.00	0.00
				Check Total:		39.74	
256890	08/13/2024	9774	NATIONAL GRID	A 1620.4742-90-000	278007	38.99	38.99
				A 1620.4742-90-000	278007	0.00	0.00
				A 1620.4742-90-000	278007	0.00	0.00
				Check Total:		38.99	
256891	08/13/2024	9774	NATIONAL GRID	A 1620.4742-90-000	278007	432.37	432.37
				A 1620.4742-90-000	278007	0.00	0.00
				A 1620.4742-90-000	278007	0.00	0.00
				Check Total:		432.37	
256892	08/13/2024	10845	NEW YORK THERAPY PLACEMENT SRV	A 600	276053	2,697.00	0.00
				A 600	276053	6,323.00	0.00
				A 600	276053	1,324.00	0.00
				A 600	276053	3,436.00	0.00
				A 600	276053	3,360.00	0.00
				A 600	276053	2,240.00	0.00
				A 600	276053	1,120.00	0.00
				A 600	276053	1,755.00	0.00
				A 600	276053	1,120.00	0.00
				A 600	276053	3,564.00	0.00
				Check Total:		26,939.00	
256893	08/13/2024	1830	NYSARC, INC.	A 600	276048	10,655.00	

PATCHOGUE-MEDFORD UFSD

Check Warrant Report For A - 20: Cash Disbursement- 8/13/24 For Dates 8/7/2024 - 8/31/2024



Check #	Check Date	Vendor ID	Vendor Name	Account	PO Number	Check Amount	Liquidated
256894 ✓	08/13/2024	12852	NYSID FOR THE DISABLED INC. ✓	A 600	276048 ✓	3,653.14 ✓	
					Check Total:	14,308.14	
				A 600	277474 ✓	991.80 ✓	
256895 ✓	08/13/2024	1855	OCEAN JANITORIAL SUPPLY INC. ✓	A 600	277474 ✓	9,436.13 ✓	
				A 600	277474 ✓	8,603.12 ✓	
					Check Total:	19,031.05	
256896 ✓	08/13/2024	11856	OUR LADY OF PEACE ACADEMY ✓	A 1620.4512-90-000	278318 ✓	17,622.54 ✓	17,622.54
				A 1620.4512-90-000	278318 ✓	6,029.23 ✓	6,029.23
				A 1620.4512-90-000	278318 ✓	27,482.35 ✓	27,482.35
				A 1620.4512-90-000	278318 ✓	8,092.14 ✓	8,092.14
				A 1620.4512-90-000	278318 ✓	11,556.30 ✓	11,556.30
				A 1620.4512-90-000	278318 ✓	14,306.69 ✓	14,306.69
				A 1620.4512-90-000	278318 ✓	21,871.29 ✓	21,871.29
				A 1620.4512-90-000	278318 ✓	13,602.84 ✓	13,602.84
					Check Total:	120,563.38	
256897 ✓	08/13/2024	15721	PALOS SPORTS, INC. DBA SCHOOL HEALTH CORP. ✓	A 600	277654 ✓	368.00 ✓	
					Check Total:	368.00	
256898 ✓	08/13/2024	1896	PARKLINE ASPHALT MAINTENANCE ✓	A 2119.4500-26-000	278645 ✓	14.28 ✓	14.28
					Check Total:	14.28	
256899 ✓	08/13/2024	11615	POWERMASTER BATTERIES ✓	A 1621.4790-90-000	278162 ✓	1,495.58 ✓	1,495.58
					Check Total:	1,495.58	
256900 ✓	08/13/2024	13814	PSEGLI ✓	A 600	273407	111.85 ✓	
				A 600	273407	85.72 ✓	
				A 600	273407	-85.72 ✓	
					Check Total:	111.85	
				A 1620.4770-90-000	278006 ✓	61.12 ✓	61.12

PATCHOGUE-MEDFORD UFSD

Check Warrant Report For A - 20: Cash Disbursement- 8/13/24 For Dates 8/7/2024 - 8/31/2024



Check #	Check Date	Vendor ID	Vendor Name	Account	PO Number	Check Amount	Liquidated
				A 1620.4770-90-000	278006	0.00	0.00
				A 1620.4770-90-000	278006	0.00	0.00
				Check Total:		61.12	
256901	08/13/2024	13814	PSEGLI	A 1620.4770-90-000	278006	5,525.62	5,525.62
				A 1620.4770-90-000	278006	0.00	0.00
				A 1620.4770-90-000	278006	0.00	0.00
				Check Total:		5,525.62	
256902	08/13/2024	13814	PSEGLI	A 1620.4770-90-000	278006	573.74	573.74
				A 1620.4770-90-000	278006	0.00	0.00
				A 1620.4770-90-000	278006	0.00	0.00
				Check Total:		573.74	
256903	08/13/2024	13814	PSEGLI	A 1620.4770-90-000	278006	265.78	265.78
				A 1620.4770-90-000	278006	0.00	0.00
				A 1620.4770-90-000	278006	0.00	0.00
				Check Total:		265.78	
256904	08/13/2024	13814	PSEGLI	A 1620.4770-90-000	278006	150.16	150.16
				A 1620.4770-90-000	278006	0.00	0.00
				A 1620.4770-90-000	278006	0.00	0.00
				Check Total:		150.16	
256905	08/13/2024	13814	PSEGLI	A 1620.4770-90-000	278006	7,445.12	7,445.12
				A 1620.4770-90-000	278006	0.00	0.00
				A 1620.4770-90-000	278006	0.00	0.00
				Check Total:		7,445.12	
256906	08/13/2024	13814	PSEGLI	A 1620.4770-90-000	278006	93.86	93.86
				A 1620.4770-90-000	278006	0.00	0.00
				A 1620.4770-90-000	278006	0.00	0.00
				Check Total:		93.86	

PATCHOGUE-MEDFORD UFSD

Check Warrant Report For A - 20: Cash Disbursement- 8/13/24 For Dates 8/7/2024 - 8/31/2024



Check #	Check Date	Vendor ID	Vendor Name	Account	PO Number	Check Amount	Liquidated
256907 ✓	08/13/2024	13814	PSEGLI ✓	A 1620.4770-90-000	278006 ✓	33,613.94 ✓	33,613.94
				A 1620.4770-90-000	278006	0.00	0.00
				A 1620.4770-90-000	278006	0.00	0.00
				Check Total:		33,613.94	
256908 ✓	08/13/2024	13814	PSEGLI ✓	A 1620.4770-90-000	278006 ✓	5,802.36 ✓	5,802.36
				A 1620.4770-90-000	278006	0.00	0.00
				A 1620.4770-90-000	278006	0.00	0.00
				Check Total:		5,802.36	
256909 ✓	08/13/2024	13814	PSEGLI ✓	A 1620.4770-90-000	278006 ✓	21.03 ✓	21.03
				A 1620.4770-90-000	278006	0.00	0.00
				A 1620.4770-90-000	278006	0.00	0.00
				Check Total:		21.03	
256910 ✓	08/13/2024	13814	PSEGLI ✓	A 1620.4770-90-000	278006 ✓	52.58 ✓	52.58
				A 1620.4770-90-000	278006	0.00	0.00
				A 1620.4770-90-000	278006	0.00	0.00
				Check Total:		52.58	
256911 ✓	08/13/2024	13814	PSEGLI ✓	A 1620.4770-90-000	278006 ✓	10,641.11 ✓	10,641.11
				A 1620.4770-90-000	278006	0.00	0.00
				A 1620.4770-90-000	278006	0.00	0.00
				Check Total:		10,641.11	
256912 ✓	08/13/2024	13814	PSEGLI ✓	A 1620.4770-90-000	278006 ✓	1,101.68 ✓	1,101.68
				A 1620.4770-90-000	278006	0.00	0.00
				A 1620.4770-90-000	278006	0.00	0.00
				Check Total:		1,101.68	
256913 ✓	08/13/2024	13814	PSEGLI ✓	A 1620.4770-90-000	278006 ✓	5,951.13 ✓	5,951.13
				A 1620.4770-90-000	278006	0.00	0.00

PATCHOGUE-MEDFORD UFSD

Check Warrant Report For A - 20: Cash Disbursement- 8/13/24 For Dates 8/7/2024 - 8/31/2024



Check #	Check Date	Vendor ID	Vendor Name	Account	PO Number	Check Amount	Liquidated
				A 1620.4770-90-000	278006	0.00	0.00
					Check Total:	5,951.13	
256914 ✓	08/13/2024	13814	PSEGLI ✓	A 1620.4770-90-000	278006 ✓	6,773.62 ✓	6,773.62
				A 1620.4770-90-000	278006	0.00	0.00
				A 1620.4770-90-000	278006	0.00	0.00
					Check Total:	6,773.62	
256915 ✓	08/13/2024	13814	PSEGLI ✓	A 1620.4770-90-000	278006 ✓	2,405.26 ✓	2,405.26
				A 1620.4770-90-000	278006	0.00	0.00
				A 1620.4770-90-000	278006	0.00	0.00
					Check Total:	2,405.26	
256916 ✓	08/13/2024	13814	PSEGLI ✓	A 1620.4770-90-000	278006 ✓	123.18 ✓	123.18
				A 1620.4770-90-000	278006	0.00	0.00
				A 1620.4770-90-000	278006	0.00	0.00
					Check Total:	123.18	
256917 ✓	08/13/2024	13814	PSEGLI ✓	A 1620.4770-90-000	278006 ✓	46.44 ✓	46.44
				A 1620.4770-90-000	278006	0.00	0.00
				A 1620.4770-90-000	278006	0.00	0.00
					Check Total:	46.44	
256918 ✓	08/13/2024	13814	PSEGLI ✓	A 1620.4770-90-000	278006 ✓	139.30 ✓	139.30
				A 1620.4770-90-000	278006	0.00	0.00
				A 1620.4770-90-000	278006	0.00	0.00
					Check Total:	139.30	
256919 ✓	08/13/2024	13814	PSEGLI ✓	A 1620.4770-90-000	278006 ✓	123.18 ✓	123.18
				A 1620.4770-90-000	278006	0.00	0.00
				A 1620.4770-90-000	278006	0.00	0.00
					Check Total:	123.18	
256920 ✓	08/13/2024	13814	PSEGLI ✓				

PATCHOGUE-MEDFORD UFSD

Check Warrant Report For A - 20: Cash Disbursement- 8/13/24 For Dates 8/7/2024 - 8/31/2024



Check #	Check Date	Vendor ID	Vendor Name	Account	PO Number	Check Amount	Liquidated
				A 1620.4770-90-000	278006 ✓	7,160.39 ✓	7,160.39
				A 1620.4770-90-000	278006	0.00	0.00
				A 1620.4770-90-000	278006	0.00	0.00
				Check Total:		7,160.39	
256921 ✓	08/13/2024	6960	PYRAMID SCHOOL PRODUCTS ✓				
				A 2119.4500-26-000	278643 ✓	299.75 ✓	299.75
				Check Total:		299.75	
256922 ✓	08/13/2024	12115	RAUSTIALA, KALERVO ✓				
				A 600		1,978.20 ✓	
				Check Total:		1,978.20	
256923 ✓	08/13/2024	19199	RESPONDUS, INC. ✓				
				A 2630.4650-90-000	278302 ✓	4,045.00 ✓	4,045.00
				Check Total:		4,045.00	
256924 ✓	08/13/2024	12678	RODE, DEIDRE				
				A 1488.S		369.00	
				Check Total:		369.00	
256925 ✓	08/13/2024	17192	SCHOOL SPECIALTY, LLC. ✓				
				A 2855.4500-26-000	278606 ✓	12.20 ✓	12.20
				A 2119.4500-26-000	278426 ✓	68.44 ✓	68.44
				A 2110.4500-02-000	279253 ✓	15.14 ✓	15.14
				A 2110.4500-05-000	278390 ✓	531.89 ✓	531.89
				A 2111.4500-37-000	278512 ✓	1,761.93 ✓	1,761.93
				A 2110.4500-02-000	279231 ✓	203.12 ✓	203.12
				A 2020.4500-07-000	279225 ✓	253.97 ✓	253.97
				A 2111.4500-37-000	278517 ✓	1,216.13 ✓	1,216.13
				A 2111.4500-37-000	278375 ✓	45.24 ✓	45.24
				A 2111.4500-37-000	278518 ✓	149.54 ✓	149.54
				A 2111.4500-37-000	278419 ✓	87.03 ✓	87.03
				A 2111.4500-37-000	278525 ✓	339.88 ✓	339.88
				A 2111.4500-37-000	278523 ✓	277.64 ✓	277.64
				A 2855.4500-26-000	278606 ✓	-817.50 ✓	0.00
				A 2855.4500-26-000	278606 ✓	817.50 ✓	0.00
				Check Total:		4,962.15	

PATCHOGUE-MEDFORD UFSD



Check Warrant Report For A - 20: Cash Disbursement- 8/13/24 For Dates 8/7/2024 - 8/31/2024

Check #	Check Date	Vendor ID	Vendor Name	Account	PO Number	Check Amount	Liquidated
256926	08/13/2024	17976	SCHOOLPOSTERS.COM LLC	A 8060.4500-90-SEL	279196	162.35	162.35
Check Total:						162.35	
256927	08/13/2024	2289	SHERWIN WILLIAMS	A 1621.4790-90-000	278154	540.37	540.37
				A 1621.4280-90-000	278155	1,039.50	1,039.50
				A 1621.4790-90-000	278154	10.50	10.50
				A 1621.4280-90-000	278155	1,039.50	1,039.50
				A 1621.4790-90-000	278154	510.08	510.08
				A 1621.4280-90-000	278155	715.00	715.00
				A 1621.4790-90-000	278154	40.77	40.77
				A 1621.4790-90-000	278154	170.61	170.61
				A 1621.4790-90-000	278154	570.05	570.05
				A 1621.4790-90-000	278154	19.45	19.45
				A 1621.4790-90-000	278154	102.11	102.11
				A 1621.4790-90-000	278154	116.80	116.80
				A 1621.4790-90-000	278154	61.52	61.52
				A 1621.4790-90-000	278154	3.42	3.42
Check Total:						4,939.68	
256928	08/13/2024	15382	SITEONE LANDSCAPE SUPPLY, LLC	A 1621.4280-90-000	278151	158.18	158.18
Check Total:						158.18	
256929	08/13/2024	19231	SOUTHARD, VICTORIA ANN	A 1488.S		515.00	
Check Total:						515.00	
256930	08/13/2024	596	STAPLES ADVANTAGE	A 8060.4500-90-FAM	279091	315.84	315.84
				A 2110.4500-37-000	279170	21.46	21.46
Check Total:						337.30	
256931	08/13/2024	12835	STAPLES ADVANTAGE	A 2815.4500-28-000	278600	79.20	79.20
				A 2111.4500-37-000	278463	93.40	93.40
				A 2111.4500-37-000	278476	35.78	35.78

PATCHOGUE-MEDFORD UFSD

Check Warrant Report For A - 20: Cash Disbursement- 8/13/24 For Dates 8/7/2024 - 8/31/2024



Check #	Check Date	Vendor ID	Vendor Name	Account	PO Number	Check Amount	Liquidated
				A 2111.4500-37-000	278480 ✓	189.85 ✓	189.85
				A 2111.4500-37-000	278470 ✓	89.70 ✓	89.70
				Check Total:		487.93	
256932 ✓	08/13/2024	2445	SUFFOLK ASBO ✓				
				A 600		150.00 ✓	
				A 600		0.00	
				A 600		0.00	
				A 600		0.00	
				A 600		0.00	
				Check Total:		150.00	
256933 ✓	08/13/2024	2452	SUFFOLK COUNTY WATER AUTHORITY ✓				
				A 1620.4743-90-000	278005	0.00	0.00
				A 1620.4743-90-000	278005 ✓	1,490.19 ✓	1,490.19
				A 1620.4743-90-000	278005	0.00	0.00
				A 1620.4743-90-000	278005 ✓	135.83 ✓	135.83
				A 1620.4743-90-000	278005 ✓	17.73 ✓	17.73
				A 1620.4743-90-000	278005 ✓	790.45 ✓	790.45
				A 1620.4743-90-000	278005 ✓	49.64 ✓	49.64
				A 1620.4743-90-000	278005 ✓	1,766.35 ✓	1,766.35
				A 1620.4743-90-000	278005 ✓	1,306.48 ✓	1,306.48
				Check Total:		5,556.67	
256934 ✓	08/13/2024	13745	SWANK MOVIE LICENSING USA ✓				
				A 2630.4650-90-000	279362 ✓	8,682.00 ✓	8,682.00
				Check Total:		8,682.00	
256935 ✓	08/13/2024	11855	SYOSSET HOME TUTORING ✓				
				A 600	274947 ✓	108.00 ✓	0.00
				A 600	275521 ✓	891.00 ✓	
				A 600	274947 ✓	-58.50 ✓	0.00
				A 600	275521	0.00	
				A 600	274947	0.00	
				A 600	274947	0.00	
				Check Total:		940.50	
256936 ✓	08/13/2024	12354	TENDER AGE PT INC ✓				

PATCHOGUE-MEDFORD UFSD

Check Warrant Report For A - 20: Cash Disbursement- 8/13/24 For Dates 8/7/2024 - 8/31/2024



Check #	Check Date	Vendor ID	Vendor Name	Account	PO Number	Check Amount	Liquidated
				A 600	276828 ✓	6,976.00 ✓	
				A 600	276828 ✓	3,699.00 ✓	
				Check Total:		10,675.00	
256937 ✓	08/13/2024	15479	TURTLE & HUGHES INC. ✓				
				A 1621.4514-90-000	278145 ✓	19.28 ✓	19.28
				Check Total:		19.28	
256938 ✓	08/13/2024	9584	UCPA OF GREATER SUFFOLK, INC. ✓				
				A 600	275962 ✓	6,758.85 ✓	
				Check Total:		6,758.85	
256939 ✓	08/13/2024	19196	ULTIMATE PEST CONTROL INC. ✓				
				A 1620.4790-90-000	278140 ✓	480.00 ✓	480.00
				A 1620.4790-90-000	278140 ✓	100.00 ✓	100.00
				A 1620.4790-90-000	278140 ✓	110.00 ✓	110.00
				Check Total:		690.00	
256940 ✓	08/13/2024	2673	UNITED PARCEL SERVICE ✓				
				A 1670.4730-90-000	278002 ✓	16.90 ✓	16.90
				A 1670.4730-90-000	278002 ✓	24.60 ✓	24.60
				A 1670.4730-90-000	278002	0.00	0.00
				Check Total:		41.50	
256941 ✓	08/13/2024	12043	UNITED SUPPLY CORP. ✓				
				A 2119.4500-37-000	278433 ✓	244.36 ✓	244.36
				A 2855.4500-26-000	278607	116.45 ✓	116.45
				Check Total:		360.81	
256942 ✓	08/13/2024	12446	W.B. MASON COMPANY ✓				
				A 2020.4500-27-000	278875 ✓	587.60 ✓	587.60
				A 2020.4500-01-000	279273 ✓	2,399.80 ✓	2,399.80
				A 2110.4500-05-000	278871 ✓	1,537.38 ✓	1,537.38
				A 2020.4500-27-000	278875 ✓	1,815.03 ✓	1,815.03
				A 2110.4500-05-000	278871 ✓	173.24 ✓	235.14
				Check Total:		6,513.05	
256943 ✓	08/13/2024	15531	WORLDWIDE PAPER CORP. ✓				
				A 1620.4500-90-000	279300 ✓	191.38 ✓	191.38
				Check Total:		191.38	

PATCHOGUE-MEDFORD UFSD



Check Warrant Report For A - 20: Cash Disbursement- 8/13/24 For Dates 8/7/2024 - 8/31/2024

Check #	Check Date	Vendor ID	Vendor Name	Account	PO Number	Check Amount	Liquidated
256944 /	08/13/2024	15531	WORLDWIDE PAPER CORP.	A 600	278011	273.40	
				A 600	278011	273.40	
Check Total:						546.80	
Warrant Total:						685,800.22	
Vendor Portion:						685,800.22	

Number of Transactions: 101

Certification of Warrant

To The District Treasurer: I hereby certify that I have verified the above claims, 101 in number, in the total amount of \$685,800.22. You are hereby authorized and directed to pay to the claimants certified above the amount of each claim allowed and charge each to the proper fund.

<u>8-19-24</u>	<u>Adriane Brower</u>	<u>Claims Auditor</u>
Date	Signature	Title

PATCHOGUE-MEDFORD UFSD

Check Warrant Report For C - 7: Cash Disbursement- 8/13/24 For Dates 8/7/2024 - 8/31/2024



Check #	Check Date	Vendor ID	Vendor Name	Account	PO Number	Check Amount	Liquidated
256945	08/13/2024	13187	ERWIN, DANIEL	C 210		1,310.00	

Number of Transactions: 1

Check Total:	1,310.00
Warrant Total:	1,310.00
Vendor Portion:	1,310.00

Certification of Warrant

To The District Treasurer: I hereby certify that I have verified the above claims, 1 in number, in the total amount of \$ 1,310.00. You are hereby authorized and directed to pay to the claimants certified above the amount of each claim allowed and charge each to the proper fund.

8-14-24
Date

Adriane Brower
Signature

Claims Auditor
Title

PATCHOGUE-MEDFORD UFSD



Check Warrant Report For F - 5: Cash Disbursement- 8/13/24 For Dates 8/7/2024 - 8/31/2024

Check #	Check Date	Vendor ID	Vendor Name	Account	PO Number	Check Amount	Liquidated
256946	08/13/2024	15798	DIGITAL PROVISIONS INC.	F 2110.4000-90-ARP	277378	17,716.32	17,716.32
				F 2110.4000-90-ARP	275213	5,391.89	5,391.89
					Check Total:	23,108.21	
256947	08/13/2024	785	EASTERN SUFFOLK BOCES	F 631		3,088.00	
					Check Total:	3,088.00	
256948	08/13/2024	1830	NYSARC, INC.	F 600	275749	788.00	
					Check Total:	788.00	
					Warrant Total:	26,984.21	
					Vendor Portion:	26,984.21	

Number of Transactions: 3

Certification of Warrant

To The District Treasurer: I hereby certify that I have verified the above claims, 3 in number, in the total amount of \$ 26,984.21. You are hereby authorized and directed to pay to the claimants certified above the amount of each claim allowed and charge each to the proper fund.

8-20-24
Date

Adriane Brower
Signature

Claims Auditor
Title

PATCHOGUE-MEDFORD UFSD



Check Warrant Report For H - 4: Cash Disbursement- 8/13/24 For Dates 8/7/2024 - 8/31/2024

Check #	Check Date	Vendor ID	Vendor Name	Account	PO Number	Check Amount	Liquidated
256949	08/13/2024	785	EASTERN SUFFOLK BOCES	H 631		2,193.50	
						Check Total:	2,193.50
256950	08/13/2024	11985	HTP MECHANICAL CORP.	H 2425.0199-0-2930	277941	35,632.00	35,632.00
						Check Total:	35,632.00
						Warrant Total:	37,825.50
						Vendor Portion:	37,825.50

Number of Transactions: 2

Certification of Warrant

To The District Treasurer: I hereby certify that I have verified the above claims, 2 in number, in the total amount of \$ 37,825.50. You are hereby authorized and directed to pay to the claimants certified above the amount of each claim allowed and charge each to the proper fund.

8-20-24
Date

Adriane Brower
Signature

Claims Auditor
Title

PATCHOGUE-MEDFORD UFSD

Check Warrant Report For A - 21: Cash Disbursement- 8/20/24 For Dates 8/14/2024 - 8/31/2024



Check #	Check Date	Vendor ID	Vendor Name	Account	PO Number	Check Amount	Liquidated
255296	08/20/2024	2289	**VOID** SHERWIN WILLIAMS	A 1621.4790-90-000		-9.09	
				A 1621.4280-90-000		-14.20	
					Check Total:	-23.29	
255687	08/20/2024	17490	**VOID** SOUTH, NICOLE	A 2250.4490-90-000		-229.00	
				A 2250.4490-90-000		0.00	
					Check Total:	-229.00	
256772	08/20/2024	13997	**VOID** CHOICE PLANS, INC.	A 720.5		-8.05	
				A 720.5		0.00	
					Check Total:	-8.05	
256773	08/20/2024	13997	**VOID** CHOICE PLANS, INC.	A 720.5		-1,065.80	
				A 720.5		0.00	
					Check Total:	-1,065.80	
256958	08/20/2024	197	B & F ELEC MOTORS INC.	A 1621.4514-90-000	278106	707.20	707.20
					Check Total:	707.20	
256959	08/20/2024	11119	B & H PHOTO VIDEO PRO AUDIO	A 2111.4500-37-000	279165	216.87	216.87
					Check Total:	216.87	
256960	08/20/2024	14016	BLICK ART MATERIALS, LLC	A 2111.4500-37-000	278713	272.64	272.64
					Check Total:	272.64	
256961	08/20/2024	7232	BRANCH SERVICES	A 1620.4790-90-000	278130	1,755.00	1,755.00
					Check Total:	1,755.00	
256962	08/20/2024	15535	BSN SPORTS LLC	A 2119.4500-28-000	278649	410.79	410.79
				A 2855.4500-28-000	278887	609.49	609.49
					Check Total:	1,020.28	
256963	08/20/2024	15078	CABLEVISION LIGHTPATH, INC.				

PATCHOGUE-MEDFORD UFSD

Check Warrant Report For A - 21: Cash Disbursement- 8/20/24 For Dates 8/14/2024 - 8/31/2024



Check #	Check Date	Vendor ID	Vendor Name	Account	PO Number	Check Amount	Liquidated
				A 1620.4780-90-000	278194 ✓	10,873.36 ✓	10,873.36
				A 1620.4780-90-000	278194	0.00	0.00
				A 1620.4780-90-000	278194	0.00	0.00
					Check Total:	10,873.36	
256964 ✓	08/20/2024	8595	CANNETTI, LORI ✓				
				A 210		100.00 ✓	
					Check Total:	100.00	
256965 ✓	08/20/2024	14479	CANON USA, INC. ✓				
				A 1670.4793-90-000	279036 ✓	880.00 ✓	880.00
				A 1670.4793-90-000	279036 ✓	1,715.00 ✓	1,715.00
					Check Total:	2,595.00	
256966 ✓	08/20/2024	13882	CERINI & ASSOCIATES, LLC ✓				
				A 1320.4420-90-000	278038 ✓	2,642.50 ✓	2,642.50
				A 1320.4420-90-000	278038	0.00	0.00
				A 1320.4420-90-000	278038	0.00	0.00
					Check Total:	2,642.50	
256967 ✓	08/20/2024	11558	COHEN, JOEY ✓				
				A 210		100.00 ✓	
					Check Total:	100.00	
256968 ✓	08/20/2024	13395	COLE, STEVE ✓				
				A 600	279159 ✓	1,017.30 ✓	
				A 600	279159	0.00	
				A 600	279159	0.00	
					Check Total:	1,017.30	
256969 ✓	08/20/2024	11917	COMMERCIAL INSTRU. SERVS., INC ✓				
				A 1621.4790-90-000	278122 ✓	600.00 ✓	600.00
					Check Total:	600.00	
256970 ✓	08/20/2024	19239	CORALLO, CHRISTOPHER ✓				
				A 1488.S		156.00 ✓	
					Check Total:	156.00	
256971 ✓	08/20/2024	11432	DELAND SHARON ✓				
				A 210		100.00 ✓	
					Check Total:	100.00	

PATCHOGUE-MEDFORD UFSD

Check Warrant Report For A - 21: Cash Disbursement- 8/20/24 For Dates 8/14/2024 - 8/31/2024



Check #	Check Date	Vendor ID	Vendor Name	Account	PO Number	Check Amount	Liquidated
256972 ✓	08/20/2024	9558	ENVIRONMENTAL GEESE CONTROL ✓	A 1621.4680-90-000	278333 ✓	1,360.00 ✓	1,360.00
Check Total:						1,360.00	
256973	08/20/2024	12447	EPSTEIN, ROBERT VOID	A 210		100.00	
Check Total:						100.00	
256974 ✓	08/20/2024	15693	FERGUSON ENTERPRISES # 501 ✓	A 1621.4660-90-000	279085 ✓	40.04 ✓	40.04
				A 1621.4660-90-000	279085 ✓	52.21 ✓	52.21
				A 1621.4660-90-000	279085 ✓	1.98 ✓	1.98
				A 1621.4660-90-000	279085 ✓	71.60 ✓	71.60
				A 1621.4660-90-000	279085 ✓	22.95 ✓	12.40
				A 1621.4660-90-000	279085 ✓	348.78 ✓	0.00
				A 1621.4660-90-000	279085 ✓	338.14 ✓	0.00
				A 1621.4660-90-000	279085 ✓	-697.47 ✓	0.00
Check Total:						178.23	
256975 ✓	08/20/2024	14008	GRACENOTES LLC ✓	A 2118.4820-90-000	279436 ✓	315.00 ✓	350.00
Check Total:						315.00	
256976 ✓	08/20/2024	1058	GRAINGER, INC. W. W. ✓	A 1621.4514-90-000	278114 ✓	277.62 ✓	277.62
				A 1621.4514-90-000	278114 ✓	41.62 ✓	41.62
				A 1621.4514-90-000	278114 ✓	344.50 ✓	344.50
				A 1621.4514-90-000	278114 ✓	229.13 ✓	229.13
				A 1621.4514-90-000	278114 ✓	40.20 ✓	40.20
				A 1621.4514-90-000	278114 ✓	274.33 ✓	274.33
				A 1621.4514-90-000	278114 ✓	292.32 ✓	292.32
				A 1621.4514-90-000	278114 ✓	176.46 ✓	176.46
Check Total:						1,676.18	
256977 ✓	08/20/2024	13947	HANLEY, MATTHEW ✓	A 210		100.00 ✓	
Check Total:						100.00	
256978 ✓	08/20/2024	8600	HAWKINS, DELAFIELD & WOOD LLP ✓				

PATCHOGUE-MEDFORD UFSD

Check Warrant Report For A - 21: Cash Disbursement- 8/20/24 For Dates 8/14/2024 - 8/31/2024



Check #	Check Date	Vendor ID	Vendor Name	Account	PO Number	Check Amount	Liquidated
				A 600	273324 ✓	2,000.00 ✓	
256979 ✓	08/20/2024	19216	HICKS, SCOTT VOID		Check Total:	2,000.00	
				A 600	279160	715.31	
				A 600	279160	0.00	
				A 600	279160	0.00	
					Check Total:	715.31	
256980 ✓	08/20/2024	13879	HOFFMANN, RICHARD A. ✓	A 210		100.00 ✓	
					Check Total:	100.00	
256981 ✓	08/20/2024	11985	HTP MECHANICAL CORP. ✓	A 1621.4660-90-000	278332	1,411.23 ✓	1,411.23
					Check Total:	1,411.23	
256982	08/20/2024	17273	KWON, MICHELLE VOID	A 210		100.00	
					Check Total:	100.00	
256983 ✓	08/20/2024	1378	L.I. HARDWARE ✓	A 1621.4514-90-000	278105 ✓	107.08 ✓	107.08
				A 1621.4514-90-000	278105 ✓	28.78 ✓	28.78
				A 1621.4514-90-000	278105 ✓	91.78 ✓	91.78
					Check Total:	227.64	
256984 ✓	08/20/2024	13649	LAKE, BRYAN ✓	A 210		100.00 ✓	
					Check Total:	100.00	
256985 ✓	08/20/2024	13092	LANGUAGE LINE SERVICES ✓	A 2128.4500-90-000	278173 ✓	11.35 ✓	11.35
				A 2128.4510-90-000	278173 ✓	39.09 ✓	39.09
					Check Total:	50.44	
256986 ✓	08/20/2024	19210	LAUX SPORTS LLC ✓	A 2855.4500-28-000	278888 ✓	74.24 ✓	74.24
					Check Total:	74.24	
256987 ✓	08/20/2024	1475	LONG ISLAND ADVANCE ✓	A 1310.4720-90-000	278028 ✓	40.20 ✓	40.20

PATCHOGUE-MEDFORD UFSD

Check Warrant Report For A - 21: Cash Disbursement- 8/20/24 For Dates 8/14/2024 - 8/31/2024



Check #	Check Date	Vendor ID	Vendor Name	Account	PO Number	Check Amount	Liquidated
Check Total:						40.20	
256988 ✓	08/20/2024	10931	LOSER'S MUSIC INC. ✓	A 2118.4810-90-000	279188 ✓	4,590.85 ✓	4,590.85
Check Total:						4,590.85	
256989 ✓	08/20/2024	10363	LOWE'S CREDIT SERVICES ✓	A 1620.4512-90-000	278095 ✓	32.20 ✓	32.20
Check Total:						32.20	
256990 ✓	08/20/2024	15464	LUKAS, JESSICA ✓	A 210		100.00 ✓	
Check Total:						100.00	
256991 ✓	08/20/2024	13793	MAZZIE, FRANK ✓	A 210		100.00 ✓	
Check Total:						100.00	
256992 ✓	08/20/2024	12357	MENDES, RUI ✓	A 210		100.00 ✓	
Check Total:						100.00	
256993 ✓	08/20/2024	15398	MICHELLE TOR INC. ✓	A 2250.4490-90-000	278336 ✓	1,201.62 ✓	1,201.62
						0.00	0.00
Check Total:						1,201.62	
256994 ✓	08/20/2024	8718	MILBURN FLOORING MILLS ✓	A 1621.4670-90-000	278169 ✓	10,393.20 ✓	10,393.20
Check Total:						10,393.20	
256995 ✓	08/20/2024	1709	NASCO ✓	A 2119.4500-28-000	278650 ✓	182.33 ✓	182.33
						28.36 ✓	28.36
						11.20 ✓	11.20
						149.40 ✓	149.40
						180.00 ✓	180.00
						180.00 ✓	180.00
						50.96 ✓	50.96
						105.36 ✓	105.36
						28.65 ✓	28.65

PATCHOGUE-MEDFORD UFSD

Check Warrant Report For A - 21: Cash Disbursement- 8/20/24 For Dates 8/14/2024 - 8/31/2024



Check #	Check Date	Vendor ID	Vendor Name	Account	PO Number	Check Amount	Liquidated
Check Total:						916.26	
256996	08/20/2024	19223	NATIONAL STEM HONOR SOCIETY	A 2117.4000-90-000	279471	147.50	147.50
				A 2121.4000-90-000	279471	147.50	147.50
Check Total:						295.00	
256997	08/20/2024	10692	NEWELL, VIRGINIA	A 1310.4140-90-000	278189	5.23	5.23
				A 1310.4140-90-000	278189	0.00	
Check Total:						5.23	
256998	08/20/2024	15081	NOONAN, PAUL	A 210		100.00	
Check Total:						100.00	
256999	08/20/2024	1828	NYS DEPT OF LABOR-UI DIV	A 9050.8000-90-000	277964	15.74	15.74
				A 9050.8000-90-000	277964	0.00	0.00
				A 9050.8000-90-000	277964	0.00	0.00
Check Total:						15.74	
257000	08/20/2024	1839	NYSSMA	A 2850.4160-90-000	279434	1,400.00	1,400.00
				A 2850.4160-90-000	279434	0.00	
Check Total:						1,400.00	
257001	08/20/2024	15721	PALOS SPORTS, INC. DBA SCHOOL HEALTH CORP.	A 2119.4500-28-000	278651	24.06	24.06
Check Total:						24.06	
257002	08/20/2024	13922	PICIULLO, TIMOTHY	A 210		100.00	
Check Total:						100.00	
257003	08/20/2024	17046	RIORDAN, MICHAEL	A 1620.4520-90-000		79.99	
Check Total:						79.99	
257004	08/20/2024	10324	RUSIELEWICZ, RANDY	A 210		100.00	
Check Total:						100.00	

PATCHOGUE-MEDFORD UFSD

Check Warrant Report For A - 21: Cash Disbursement- 8/20/24 For Dates 8/14/2024 - 8/31/2024



Check #	Check Date	Vendor ID	Vendor Name	Account	PO Number	Check Amount	Liquidated
257005 ✓	08/20/2024	2175	S & S WORLDWIDE INC. ✓	A 2119.4500-28-000	278652 ✓	75.95 ✓	75.95
Check Total:						75.95	
257006 ✓	08/20/2024	17192	SCHOOL SPECIALTY, LLC. ✓	A 2020.4500-01-000	279274 ✓	43.85 ✓	43.85
				A 2855.4500-28-000	278610 ✓	11.52 ✓	11.52
				A 2111.4500-37-000	278373 ✓	29.43 ✓	29.43
				A 2111.4500-37-000	278514 ✓	101.13 ✓	101.13
				A 2110.4500-01-000	279274 ✓	344.00 ✓	344.00
Check Total:						529.93	
257007 ✓	08/20/2024	17194	SCHWARTZ, MICHAEL MD, PC. ✓	A 1430.4500-90-000	279524 ✓	975.00 ✓	975.00
				A 1430.4500-90-000	279524	0.00	0.00
Check Total:						975.00	
257008 ✓	08/20/2024	2289	SHERWIN WILLIAMS ✓	A 1621.4790-90-000	278154 ✓	315.74 ✓	315.74
				A 1621.4790-90-000		9.09 ✓	
				A 1621.4280-90-000		14.20 ✓	
				A 1621.4790-90-000	278154 ✓	273.20 ✓	273.20
				A 1621.4790-90-000	278154 ✓	510.70 ✓	510.70
				A 1621.4790-90-000	278154 ✓	9.51 ✓	9.51
				A 1621.4790-90-000	278154 ✓	36.39 ✓	36.39
				A 1621.4790-90-000	278154 ✓	147.05 ✓	147.05
				A 1621.4790-90-000	278154 ✓	20.90 ✓	20.90
				A 1621.4790-90-000	278154 ✓	1,358.74 ✓	1,358.74
Check Total:						2,695.52	
257009 ✓	08/20/2024	13179	SICIGNANO, CAROL ✓	A 210		100.00 ✓	
Check Total:						100.00	
257010 ✓	08/20/2024	13189	SKAHILL, ERIN ✓	A 210		100.00 ✓	
Check Total:						100.00	
257011 ✓	08/20/2024	17490	SOUTH, NICOLE ✓				

PATCHOGUE-MEDFORD UFSD

Check Warrant Report For A - 21: Cash Disbursement- 8/20/24 For Dates 8/14/2024 - 8/31/2024



Check #	Check Date	Vendor ID	Vendor Name	Account	PO Number	Check Amount	Liquidated
				A 2250.4490-90-000		229.00	✓
				A 2250.4490-90-000		0.00	
				Check Total:		229.00	
257012	08/20/2024	596	STAPLES ADVANTAGE				
				A 2110.4500-02-000	279331	115.25	✓ 115.25
				Check Total:		115.25	
257013	08/20/2024	12835	STAPLES ADVANTAGE				
				A 2110.4500-05-000	278442	1,169.28	✓ 1,182.49
				A 2815.4500-28-000	278457	223.03	✓ 223.45
				A 2119.4500-37-000	278471	482.19	✓ 499.92
				A 2110.4500-28-000	278456	1,705.51	✓ 1,705.51
				A 2110.4500-28-000	278456	20.00	✓ 20.00
				Check Total:		3,600.01	
257014	08/20/2024	2438	SUFF. CO. DEPT HEALTH SVCS				
				A 1621.4790-90-000	278152	254.10	✓ 254.10
				A 1621.4790-90-000	278152	0.00	
				A 1621.4790-90-000	278152	0.00	
				Check Total:		254.10	
257015	08/20/2024	15917	TROPHY HUT				
				A 1430.4500-90-000	279230	1,758.60	✓ 1,758.60
				Check Total:		1,758.60	
257016	08/20/2024	15479	TURTLE & HUGHES INC.				
				A 1621.4514-90-000	278145	86.09	✓ 86.09
				Check Total:		86.09	
257017	08/20/2024	19196	ULTIMATE PEST CONTROL INC.				
				A 1620.4790-90-000	278140	110.00	✓ 110.00
				A 1620.4790-90-000	278140	985.00	✓ 985.00
				A 1620.4790-90-000	278140	110.00	✓ 110.00
				A 1620.4790-90-000	278140	110.00	✓ 110.00
				Check Total:		1,315.00	
257018	08/20/2024	12446	W.B. MASON COMPANY				
				A 1240.4500-90-000	279030	5.74	✓ 5.74
				A 1310.4500-90-000	279030	7.13	✓ 7.13

PATCHOGUE-MEDFORD UFSD

Check Warrant Report For A - 21: Cash Disbursement- 8/20/24 For Dates 8/14/2024 - 8/31/2024



Check #	Check Date	Vendor ID	Vendor Name	Account	PO Number	Check Amount	Liquidated
				A 1430.4500-90-000	279030 ✓	5.74 ✓	5.74
				A 2010.4500-90-000	279030 ✓	5.74 ✓	5.74
				Check Total:		24.35	
257019 ✓	08/20/2024	15700	WERNAU, EMILY ✓				
				A 210		100.00 ✓	
				Check Total:		100.00	
257020 ✓	08/20/2024	13897	WINTERS BROS.HAULING OF LI.LLC ✓				
				A 1621.4790-90-000	278100 ✓	19,816.26 ✓	19,816.26
				Check Total:		19,816.26	
257021 ✓	08/20/2024	2846	XEROX CORP. ✓ VOID				
				A 600	274400 ✓	122.50 ✓	
				A 600	274400 ✓	3,420.60 ✓	0.00
				A 600	275826 ✓	57.60 ✓	
				A 600	273327 ✓	20,454.05 ✓	
				A 600	273327 ✓	28,832.93 ✓	0.00
				A 600	273327 ✓	792.00 ✓	0.00
				A 600	273327 ✓	15.40 ✓	0.00
				A 600	273327 ✓	-451.44 ✓	0.00
				Check Total:		53,243.64	
257022 ✓	08/20/2024	8	A. T. & T. ✓				
				A 1620.4780-90-000	278190 ✓	33.11 ✓	33.11
				A 1620.4780-90-000	278190	0.00	0.00
				A 1620.4780-90-000	278190	0.00	0.00
				Check Total:		33.11	
257023 ✓	08/20/2024	14700	AHOLD FINANCIAL SERVICES ✓				
				A 7310.5811-09-000	277936 ✓	103.10 ✓	103.10
				Check Total:		103.10	
257024 ✓	08/20/2024	2104	ALL AMERICAN SPORT CORP. ✓				
				A 2855.4630-90-000	277325 ✓	1,844.10 ✓	11,635.70
				Check Total:		1,844.10	
257025 ✓	08/20/2024	102	ALLSTATE SIGN AND PLAQUE CORP ✓				
				A 1621.4514-90-000	279305 ✓	228.30 ✓	228.30
				Check Total:		228.30	

PATCHOGUE-MEDFORD UFSD

Check Warrant Report For A - 21: Cash Disbursement- 8/20/24 For Dates 8/14/2024 - 8/31/2024



Check #	Check Date	Vendor ID	Vendor Name	Account	PO Number	Check Amount	Liquidated
257026	08/20/2024	17740	AMAZON CAPITAL SERVICES, INC.				
				A 2021.4500-90-LOT	279355	62.26	62.26
				A 2855.4500-28-000	279245	366.97	366.97
				A 2117.4500-37-000	279409	179.75	179.75
				A 2020.4500-26-000	279202	534.62	534.62
				A 2110.4500-26-000	279392	38.99	38.99
				A 2250.4510-90-000	279254	55.67	55.67
				A 7310.4500-09-000	278325	1,400.92	1,400.92
				A 2111.4500-37-000	279405	11.99	11.99
				A 2111.4500-37-000	279289	922.86	922.86
				A 2111.4500-37-000	279402	498.96	498.96
				A 7310.4500-09-000	279117	23.98	23.98
				A 2111.4500-37-000	279399	484.95	484.95
				A 2118.4500-02-000	279281	36.99	36.99
				A 2111.4500-37-000	279144	775.49	775.49
				A 7310.4500-09-000	278325	-47.36	0.00
				A 2111.4500-37-000	279289	8.50	8.50
				A 7310.4500-09-000	279117	258.03	258.03
				A 2111.4500-37-000	279144	16.54	16.88
				A 2111.4500-37-000	279289	-35.59	0.00
				Check Total:		5,594.52	
257027	08/20/2024	15440	AMERICAN ENGINEERING & LAND SURVEYING P.C.				
				A 1620.4790-90-000	279199	29,600.00	29,600.00
				Check Total:		29,600.00	
257028	08/20/2024	15765	AUTOZONE STORES LLC				
				A 1621.4530-90-000	278134	69.90	69.90
				A 1621.4530-90-000	278134	256.21	256.21
				A 1621.4530-90-000	278134	79.96	79.96
				Check Total:		406.07	

PATCHOGUE-MEDFORD UFSD

Check Warrant Report For A - 21: Cash Disbursement- 8/20/24 For Dates 8/14/2024 - 8/31/2024



Check #	Check Date	Vendor ID	Vendor Name	Account	PO Number	Check Amount	Liquidated
Number of Transactions: 75					Warrant Total:	171,760.53	
					Vendor Portion:	171,760.53	

Certification of Warrant

To The District Treasurer: I hereby certify that I have verified the above claims, 75 in number, in the total amount of \$ 171,760.53. You are hereby authorized and directed to pay to the claimants certified above the amount of each claim allowed and charge each to the proper fund.

<u>9-10-24</u>	<u>Adriane Bronner</u>	<u>Claims Auditor</u>
Date	Signature	Title

PATCHOGUE-MEDFORD UFSD

Check Warrant Report For C - 8: Cash Disbursement- 8/20/24 For Dates 8/14/2024 - 8/31/2024



Check #	Check Date	Vendor ID	Vendor Name	Account	PO Number	Check Amount	Liquidated
257029 ✓	08/20/2024	11917	COMMERCIAL INSTRU. SERVS., INC ✓	C 2860.4690-95-000	279139 ✓	600.64 ✓	600.64
Check Total:						600.64	
257030 ✓	08/20/2024	13617	CREAM-O-LAND DAIRIES, LLC ✓	C 2860.5820-95-000	278351 ✓	109.23 ✓	109.23
Check Total:						109.23	
257031 ✓	08/20/2024	19241	KING, VERONICA ✓	C 1440		108.55 ✓	
Check Total:						108.55	
257032 ✓	08/20/2024	13042	PARACO GAS CORPORATION ✓	C 600		177.66 ✓	
Check Total:						177.66	
257033 ✓	08/20/2024	2766	SAM TELL COMPANIES, INC ✓	C 2860.4500-95-000	279162 ✓	13.04 ✓	13.04
Check Total:						13.04	
257034 ✓	08/20/2024	2523	TERRY BROTHERS INC ✓	C 2860.4690-95-000	279137 ✓	50.00 ✓	50.00
Check Total:						50.00	
257035 ✓	08/20/2024	12446	W.B. MASON COMPANY ✓	C 2860.4500-95-000	279161 ✓	761.33 ✓	761.33
Check Total:						761.33	
257036 ✓	08/20/2024	2846	XEROX CORP. ✓	C 600	274400 ✓	69.00 ✓	
Check Total:						69.00	

PATCHOGUE-MEDFORD UFSD

Check Warrant Report For C - 8: Cash Disbursement- 8/20/24 For Dates 8/14/2024 - 8/31/2024



Check #	Check Date	Vendor ID	Vendor Name	Account	PO Number	Check Amount	Liquidated
Number of Transactions: 8					Warrant Total:	1,889.45	
					Vendor Portion:	1,889.45	

Certification of Warrant

To The District Treasurer: I hereby certify that I have verified the above claims, 8 in number, in the total amount of \$ 1,889.45. You are hereby authorized and directed to pay to the claimants certified above the amount of each claim allowed and charge each to the proper fund.

<u>8-22-24</u>	<u>Adriane Brower</u>	<u>Claims Auditor</u>
Date	Signature	Title

PATCHOGUE-MEDFORD UFSD

Check Warrant Report For F - 6: Cash Disbursement- 8/20/24 For Dates 8/14/2024 - 8/31/2024



Check #	Check Date	Vendor ID	Vendor Name	Account	PO Number	Check Amount	Liquidated
257037	08/20/2024	17740	AMAZON CAPITAL SERVICES, INC.	F 600	277917	724.22	
					Check Total:	724.22	
257038	08/20/2024	14093	BAYADA HOME HEALTH CARE	F 2250.4000-90-L25	278274	1,477.73	1,477.73
				F 2250.4000-90-L25	278274	1,097.78	1,097.78
				F 2250.4000-90-L25	278274	1,876.81	1,876.81
					Check Total:	4,452.32	
257039	08/20/2024	17891	CLINICAL STAFFING RESOURCES CORP.	F 2250.4000-90-L25	279266	683.55	683.55
				F 2250.4000-90-L25	279266	3,113.95	3,113.95
					Check Total:	3,797.50	
257040	08/20/2024	13639	HORIZON HEALTHCARE STAFFING	F 2250.4000-90-L25	278270	1,083.27	1,083.27
					Check Total:	1,083.27	
257041	08/20/2024	8395	NEW INTER-DISCIPLINARY SCHOOL	F 600	275048	17,080.00	0.00
				F 600	275048	0.00	
					Check Total:	17,080.00	
					Warrant Total:	27,137.31	
					Vendor Portion:	27,137.31	

Number of Transactions: 5

Certification of Warrant

To The District Treasurer: I hereby certify that I have verified the above claims, 5 in number, in the total amount of \$ 27,137.31. You are hereby authorized and directed to pay to the claimants certified above the amount of each claim allowed and charge each to the proper fund.

8-23-24 Adriane Brower Claims Auditor
 Date Signature Title

PATCHOGUE-MEDFORD UFSD

Check Warrant Report For A - 24: Cash Disbursement- 8/27/24 For Dates 8/21/2024 - 8/31/2024



Check #	Check Date	Vendor ID	Vendor Name	Account	PO Number	Check Amount	Liquidated
255136	08/27/2024	18047	**VOID** BARRON, JESSICA	A 2250.4140-90-000		-54.81	
				A 2250.4140-90-000		0.00	
					Check Total:	-54.81	
256426	08/27/2024	17109	**VOID** JACOBS JR. WILLIAM F.	A 9061.8000-90-000		-1,978.20	
					Check Total:	-1,978.20	
256625	08/27/2024	11573	**VOID** BARBARA L. RUNKEL	A 9061.8000-90-000		-3,363.00	
					Check Total:	-3,363.00	
256626	08/27/2024	10163	**VOID** RUNKEL, JOEL T.	A 9061.8000-90-000		-3,363.00	
					Check Total:	-3,363.00	
256973	08/23/2024	12447	**VOID** EPSTEIN, ROBERT	A 210		-100.00	
					Check Total:	-100.00	
256982	08/23/2024	17273	**VOID** KWON, MICHELLE	A 210		-100.00	
					Check Total:	-100.00	
257042 ✓	08/27/2024	8	A. T. & T. ✓	A 1620.4780-90-000	278190 ✓	74.28	74.28
					Check Total:	74.28 ✓	
257043 ✓	08/27/2024	94	ALL POINTS BUS UPHOLSTERY AND SUPPLIES, INC. ✓	A 5510.4690-90-000	278279 ✓	93.05 ✓	93.05
				A 5510.4690-90-000	278279	251.58 ✓	251.58
					Check Total:	344.63 ✓	
257044 ✓	08/27/2024	102	ALLSTATE SIGN AND PLAQUE CORP ✓	A 2020.4500-05-000	279522 ✓	265.50	265.50
					Check Total:	265.50 ✓	
257045 ✓	08/27/2024	17740	AMAZON CAPITAL SERVICES, INC.	A 2810.4500-37-000	279476 ✓	136.47 ✓	136.47
				A 2810.4500-37-000	279476	399.00 ✓	0.00
				A 2810.4500-37-000	279476	-399.00 ✓	0.00

PATCHOGUE-MEDFORD UFSD

Check Warrant Report For A - 24: Cash Disbursement- 8/27/24 For Dates 8/21/2024 - 8/31/2024



Check #	Check Date	Vendor ID	Vendor Name	Account	PO Number	Check Amount	Liquidated
Check Total:						136.47 ✓	
257046 ✓	08/27/2024	17740	**CONTINUED** AMAZON CAPITAL SERVICES, INC.				
Check Total:						0.00	
257047 ✓	08/27/2024	17740	AMAZON CAPITAL SERVICES, INC.				
				A 5510.4500-90-000	278323 ✓	134.76 ✓	134.76
				A 2020.4500-07-000	279341 ✓	217.88 ✓	221.64
				A 2110.4500-07-000	279400 ✓	235.19 ✓	235.19
				A 2020.4500-07-000	279366 ✓	403.12 ✓	403.12
				A 2110.4500-27-000	279124 ✓	1,775.63 ✓	1,775.63
				A 2110.4500-27-000	279201 ✓	323.66 ✓	323.66
				A 2020.4500-28-000	279396 ✓	8.88 ✓	8.88
				A 2020.4500-28-000	279394 ✓	129.99 ✓	129.99
				A 2021.4500-90-DUA	279411 ✓	38.33 ✓	38.33
				A 2110.4500-27-000	279174 ✓	179.98 ✓	179.98
				A 2611.4500-90-000	279393 ✓	62.99 ✓	62.99
				A 1622.4500-90-000	279125 ✓	340.42 ✓	344.32
				A 2110.4500-37-000	279123 ✓	10.99 ✓	10.99
				A 2110.4500-37-000	279340 ✓	401.52 ✓	423.92
				A 2020.4500-04-000	279100 ✓	1,089.50 ✓	1,089.50
				A 2020.4500-04-000	279169 ✓	119.98 ✓	119.98
				A 2805.4500-90-000	279390 ✓	133.89 ✓	133.89
				A 2250.4500-28-000	279415 ✓	691.45 ✓	691.45
				A 2250.4500-27-000	279414 ✓	710.44 ✓	710.44
				A 1240.4500-90-000	279401 ✓	370.36 ✓	370.36
				A 2020.4500-07-000	279483 ✓	399.88 ✓	399.88
				A 2111.4500-37-000	279527 ✓	35.59 ✓	35.59
				A 2118.4500-37-000	279520 ✓	479.94 ✓	479.94
				A 2021.4500-90-ART	279398 ✓	125.98 ✓	125.98
				A 1620.4512-90-000	279477 ✓	22.99 ✓	22.99
				A 2020.4500-07-000	279480 ✓	212.50 ✓	212.50
				A 2020.4500-07-000	279341 ✓	-15.99 ✓	0.00
				A 2110.4500-27-000	279201 ✓	-166.96 ✓	0.00

PATCHOGUE-MEDFORD UFSD

Check Warrant Report For A - 24: Cash Disbursement- 8/27/24 For Dates 8/21/2024 - 8/31/2024



Check #	Check Date	Vendor ID	Vendor Name	Account	PO Number	Check Amount	Liquidated
				A 2110.4500-37-000	279123 ✓	544.92 ✓	544.92
				A 2020.4500-04-000	279169 ✓	918.78 ✓	918.78
				A 1240.4500-90-000	279401 ✓	15.76 ✓	15.76
				A 2110.4500-37-000	279123 ✓	1,053.97 ✓	1,055.37
				Check Total:		11,006.32 ✓	
257048 ✓	08/27/2024	8781	APPLE INC. ✓	A 600	277874 ✓	49.00	
				Check Total:		49.00 ✓	
257049 ✓	08/27/2024	7889	ASCD ✓	A 2020.4500-27-000	279269 ✓	81.47	81.47
				Check Total:		81.47 ✓	
257050 ✓	08/27/2024	15765	AUTOZONE STORES LLC ✓	A 1621.4530-90-000	278134 ✓	102.79 ✓	102.79
				A 5510.5703-90-000	278280 ✓	66.32 ✓	66.32
				A 5510.4690-90-000	278281 ✓	43.98 ✓	43.98
				A 1621.4530-90-000	278134 ✓	30.88 ✓	30.88
				Check Total:		243.97	
257051 ✓	08/27/2024	216	BALDWIN AUTOMOTIVE ✓	A 1621.4530-90-000	278133 ✓	37.00 ✓	37.00
				A 1621.4530-90-000	278133	37.00 ✓	37.00
				Check Total:		74.00 ✓	
257052 ✓	08/27/2024	14841	BAND SHOPPE ✓	A 2850.4500-90-000	279428 ✓	194.15	194.15
				Check Total:		194.15 ✓	
257053 ✓	08/27/2024	18047	BARRON, JESSICA ✓	A 2250.4140-90-000		54.81	
				A 2250.4140-90-000		0.00	
				Check Total:		54.81 ✓	
257054 ✓	08/27/2024	15535	BSN SPORTS LLC ✓	A 2119.4500-27-000	279044 ✓	393.54 ✓	393.54
				A 2855.4500-37-000	279250 ✓	1,131.93 ✓	1,131.93
				A 2855.4500-37-000	279297 ✓	66.15 ✓	66.15
				A 2855.4500-37-000	279127 ✓	3,445.20 ✓	3,445.20

PATCHOGUE-MEDFORD UFSD

Check Warrant Report For A - 24: Cash Disbursement- 8/27/24 For Dates 8/21/2024 - 8/31/2024



Check #	Check Date	Vendor ID	Vendor Name	Account	PO Number	Check Amount	Liquidated
257055 ✓	08/27/2024	10560 BYRNE & SON IRRIGATION INC. ✓		A 2119.4500-37-000	278655 ✓	62.76 ✓	62.76
				A 2855.4500-27-000	278883 ✓	656.79 ✓	656.79
				A 2855.4500-27-000	279044 ✓	2,710.14 ✓	2,710.14
				Check Total:		8,466.51 ✓	
257056 ✓	08/27/2024	13607 CANON SOLUTIONS AMERICA, INC. ✓		A 1621.4790-90-000	277713 ✓	6,692.50	6,692.50
				Check Total:		6,692.50 ✓	
257057 ✓	08/27/2024	11143 CARDINAL CONTROL SYSTEMS INC ✓		A 1670.4793-90-000	279041 ✓	129.58	129.58
				Check Total:		129.58 ✓	
257058 ✓	08/27/2024	17780 CATANIA MEDALLIC SPECIALTY, INC. ✓		A 1621.4790-90-000	278125 ✓	1,917.60 ✓	1,917.60
				A 1621.4790-90-000	278125	956.28 ✓	956.28
				A 1621.4790-90-000	278125	956.28 ✓	956.28
				Check Total:		3,830.16 ✓	
257059 ✓	08/27/2024	10094 CDW GOVERNMENT, INC. ✓		A 2110.4500-37-000	279064 ✓	1,502.90	1,532.50
				Check Total:		1,502.90 ✓	
257060 ✓	08/27/2024	15878 CELL MECHANIC INC. ✓		A 1680.4725-90-000	277427 ✓	4,029.98 ✓	4,029.98
				A 2630.2022-90-000	279008 ✓	2,136.78 ✓	2,136.78
				A 2630.2022-90-000	279009 ✓	2,136.78 ✓	2,136.78
				A 2630.4500-37-000	279029 ✓	221.70 ✓	221.70
				A 2630.2022-90-000	279008 ✓	43.49 ✓	43.49
				A 2630.2022-90-000	279009 ✓	43.49 ✓	43.49
				A 2630.4500-37-000	279029 ✓	49.01 ✓	49.01
				Check Total:		8,661.23 ✓	
				A 2630.4450-90-000	279459 ✓	2,269.85 ✓	2,269.85
				A 2630.4450-90-000	279464 ✓	2,924.72 ✓	2,924.72
				A 2630.4450-90-000	279463 ✓	1,554.94 ✓	1,554.94
				A 2630.4450-90-000	279465 ✓	500.00 ✓	500.00
				A 2630.4450-90-000	279466 ✓	2,244.84 ✓	2,244.84

PATCHOGUE-MEDFORD UFSD

Check Warrant Report For A - 24: Cash Disbursement- 8/27/24 For Dates 8/21/2024 - 8/31/2024



Check #	Check Date	Vendor ID	Vendor Name	Account	PO Number	Check Amount	Liquidated
				A 2630.4450-90-000	279467 ✓	1,264.86 ✓	1,264.86
				A 2630.4450-90-000	279461 ✓	250.00 ✓	250.00
				A 2630.4450-90-000	279460 ✓	294.96 ✓	294.96
				A 2630.4450-90-000	279486 ✓	1,359.88 ✓	1,359.88
				A 2630.4450-90-000	279530 ✓	2,074.89 ✓	2,074.89
				A 2630.4450-90-000	279422 ✓	349.99 ✓	349.99
				A 2630.4450-90-000	279420 ✓	2,179.83 ✓	2,179.83
				Check Total:		17,268.76 ✓	
257061 ✓	08/27/2024	460	CENTRAL POLY-BAG CORP. ✓				
				A 1620.4512-90-000	278319 ✓	2,420.50 ✓	2,420.50
				A 1620.4512-90-000	278319	320.40 ✓	320.40
				A 1620.4512-90-000	278319	5,003.00 ✓	5,003.00
				A 1620.4512-90-000	278319	1,712.30 ✓	1,712.30
				A 1620.4512-90-000	278319	640.80 ✓	640.80
				A 1620.4512-90-000	278319	4,701.00 ✓	4,701.00
				A 1620.4512-90-000	278319	640.80 ✓	640.80
				A 1620.4512-90-000	278319	4,040.90 ✓	4,040.90
				Check Total:		19,479.70 ✓	
257062 ✓	08/27/2024	12040	CLASSROOM ACTIVITY FUND- PMUFSD ✓				
				A 6308		247.64	
				Check Total:		247.64 ✓	
257063 ✓	08/27/2024	11917	COMMERCIAL INSTRU. SERVS., INC ✓				
				A 1621.4790-90-000	278122 ✓	720.00	720.00
				Check Total:		720.00 ✓	
257064 ✓	08/27/2024	14642	CORAM COUNTRY LANES, LLC ✓				
				A 7310.4000-09-000	277930 ✓	304.00 ✓	304.00
				A 7310.4000-09-000	277930	209.00 ✓	209.00
				A 7310.4000-09-000	277930	418.00 ✓	1,387.00
				Check Total:		931.00 ✓	
257065 ✓	08/27/2024	12935	CORE BTS, INC. ✓				
				A 2630.4450-90-000	278308 ✓	16,800.00	16,800.00
				Check Total:		16,800.00 ✓	
257066 ✓	08/27/2024	17980	COUSINS ATHLETICS, INC. ✓				

PATCHOGUE-MEDFORD UFSD



Check Warrant Report For A - 24: Cash Disbursement- 8/27/24 For Dates 8/21/2024 - 8/31/2024

Check #	Check Date	Vendor ID	Vendor Name	Account	PO Number	Check Amount	Liquidated
257067 ✓	08/27/2024	17052 DeFrancisci LIS, Lea M.D. ✓		A 600	275909 ✓	8,313.00	
					Check Total:	8,313.00 ✓	
257068 ✓	08/27/2024	9766 DELL MARKETING L.P. ✓		A 600	275262 ✓	1,224.00 ✓	
				A 600	275262	1,224.00 ✓	
				A 600	275262	1,224.00 ✓	
				A 600	275262	1,224.00 ✓	
				A 600	275262	1,224.00 ✓	
				A 600	275262	1,224.00 ✓	
				A 600	275262	1,224.00 ✓	
				A 600	275262	1,224.00 ✓	
				A 600	275262	1,224.00 ✓	
				A 600	275262	1,224.00 ✓	
				A 600	275262	1,224.00 ✓	
				A 600	275262	1,224.00 ✓	
				A 600	275262	1,224.00 ✓	
				A 600	275262	1,224.00 ✓	
					Check Total:	15,912.00 ✓	
257069 ✓	08/27/2024	15798 DIGITAL PROVISIONS INC. ✓		A 1680.4500-90-000	277925 ✓	525.00	525.00
					Check Total:	525.00 ✓	
257070 ✓	08/27/2024	17025 DROPLET SOLUTIONS, INC. ✓		A 1622.4790-90-000	279473 ✓	21,000.00 ✓	21,000.00
				A 1622.4790-90-000	279473 ✓	30,362.25 ✓	30,362.25
				A 1622.4790-90-000	279473 ✓	4,277.20 ✓	4,277.20
					Check Total:	55,639.45	
257071 ✓	08/27/2024	17708 DYNASTY ELEVATOR CORP. ✓		A 1680.4790-90-000	279462 ✓	2,100.00 ✓	2,100.00
					Check Total:	2,100.00	
257072 ✓	08/27/2024	9558 ENVIRONMENTAL GEESE CONTROL ✓		A 1621.4790-90-000	278119 ✓	3,740.00 ✓	3,740.00
				A 1621.4790-90-000	278119 ✓	510.00 ✓	510.00
					Check Total:	4,250.00	

PATCHOGUE-MEDFORD UFSD

Check Warrant Report For A - 24: Cash Disbursement- 8/27/24 For Dates 8/21/2024 - 8/31/2024



Check #	Check Date	Vendor ID	Vendor Name	Account	PO Number	Check Amount	Liquidated
				A 1621.4680-90-000	278333 ✓	1,360.00 ✓	1,360.00
					Check Total:	1,360.00	
257073 ✓	08/27/2024	15693	FERGUSON ENTERPRISES # 501 ✓				
				A 1621.4660-90-000	279085 ✓	298.88 ✓	298.88
				A 1621.4660-90-000	279085 ✓	30.99 ✓	30.99
				A 1621.4660-90-000	279085 ✓	599.00 ✓	599.00
				A 1621.4660-90-000	279085 ✓	516.00 ✓	516.00
				A 1621.4660-90-000	279085 ✓	308.02 ✓	308.02
				A 1621.4660-90-000	279085 ✓	33.74 ✓	33.74
					Check Total:	1,786.63	
257074 ✓	08/27/2024	910	FIRE COMMAND CO. INC. ✓				
				A 1620.4790-90-000	278116 ✓	629.00 ✓	629.00
				A 1620.4790-90-000	278116 ✓	112.00 ✓	112.00
				A 1620.4790-90-000	278116 ✓	120.00 ✓	120.00
				A 1620.4790-90-000	278116 ✓	21.00 ✓	21.00
				A 1620.4790-90-000	278116 ✓	374.00 ✓	374.00
				A 1620.4790-90-000	278116 ✓	453.00 ✓	453.00
				A 1620.4790-90-000	278116 ✓	420.00 ✓	420.00
				A 1620.4790-90-000	278116 ✓	64.00 ✓	64.00
				A 1620.4790-90-000	278116 ✓	210.00 ✓	210.00
				A 1620.4790-90-000	278116 ✓	377.00 ✓	377.00
				A 1620.4790-90-000	278116 ✓	1,268.00 ✓	1,268.00
				A 1620.4790-90-000	278116 ✓	279.45 ✓	279.45
				A 1620.4790-90-000	278116 ✓	219.45 ✓	219.45
				A 1620.4790-90-000	278116 ✓	263.20 ✓	263.20
				A 1620.4790-90-000	278116 ✓	596.00 ✓	596.00
				A 1620.4790-90-000	278116 ✓	102.00 ✓	102.00
				A 1620.4790-90-000	278116 ✓	1,311.25 ✓	1,311.25
				A 1620.4790-90-000	278116 ✓	277.40 ✓	277.40
				A 1620.4790-90-000	278116 ✓	271.20 ✓	271.20
					Check Total:	7,367.95	
257075 ✓	08/27/2024	13296	GLOBAL EQUIPMENT CO. INC. ✓				
				A 2280.4500-90-000	279329 ✓	1,555.20 ✓	1,555.20

PATCHOGUE-MEDFORD UFSD

Check Warrant Report For A - 24: Cash Disbursement- 8/27/24 For Dates 8/21/2024 - 8/31/2024



Check #	Check Date	Vendor ID	Vendor Name	Account	PO Number	Check Amount	Liquidated
				Check Total:		1,555.20	
257076	08/27/2024	1058	GRAINGER, INC. W. W.	A 1622.4500-90-000	278276	496.75	496.75
				A 1622.4500-90-000	278275	133.20	133.20
				A 1621.4514-90-000	278114	60.56	60.56
				A 1621.4514-90-000	278114	296.24	296.24
				A 1621.4514-90-000	278114	23.26	23.26
				A 1621.4514-90-000	278114	13.26	13.26
				A 1621.4514-90-000	278114	11.11	11.11
				A 1621.4514-90-000	278114	144.30	144.30
				A 1621.4514-90-000	278114	15.00	15.00
				A 1621.4514-90-000	278114	106.40	106.40
				A 1621.4514-90-000	278114	127.91	127.91
				A 1621.4514-90-000	278114	398.88	398.88
				A 1621.4514-90-000	278114	99.84	99.84
				A 1621.4514-90-000	278114	99.84	99.84
				A 1621.4514-90-000	278114	375.99	375.99
				A 1621.4514-90-000	278114	598.32	598.32
				A 1621.4514-90-000	278114	360.24	360.24
				A 1621.4514-90-000	278114	294.28	66.68
				A 1621.4514-90-000	278114	-227.60	0.00
				Check Total:		3,427.78	
257077	08/27/2024	11485	GUERCIO & GUERCIO, LLP.	A 600	273298	2,322.60	
				A 600	273298	10,404.75	
				Check Total:		12,727.35	
257078	08/27/2024	17193	HELPING HANDS LICENSED BEHAVIOR ANALYST SRVCS, PLLC	A 600	275809	4,791.58	
				A 600	275799	2,850.00	
				Check Total:		7,641.58	
257079	08/27/2024	12890	HOME DEPOT CREDIT SERVICES	A 1621.4514-90-000	278109	142.98	142.98
				A 1621.4514-90-000	278109	191.94	191.94

PATCHOGUE-MEDFORD UFSD

Check Warrant Report For A - 24: Cash Disbursement- 8/27/24 For Dates 8/21/2024 - 8/31/2024



Check #	Check Date	Vendor ID	Vendor Name	Account	PO Number	Check Amount	Liquidated
				Check Total:		334.92	
257080 ✓	08/27/2024	1935	J.W. PEPPER & SON, INC. ✓	A 2118.4800-90-000	279433 ✓	13.99 ✓	13.99
				A 2118.4800-90-000	279433 ✓	251.84 ✓	251.84
				A 2118.4800-90-000	279433 ✓	123.53 ✓	123.53
				Check Total:		389.36	
257081 ✓	08/27/2024	17109	JACOBS JR. WILLIAM F. ✓	A 600		3,956.40 ✓	
				A 600		2,096.40 ✓	
				Check Total:		6,052.80	
257082 ✓	08/27/2024	12940	JONES, DONNA M. ✓	A 1240.4750-90-000	279612 ✓	58.66 ✓	58.66
				A 1240.4750-90-000	279612	0.00	0.00
				A 1240.4750-90-000	279612	0.00	0.00
				Check Total:		58.66	
257083 ✓	08/27/2024	11012	KONICA MINOLTA BUS. SOLUTIONS ✓	A 1670.4793-90-000	279042	0.00	0.00
				A 1670.4793-90-000	279042 ✓	92.29 ✓	92.29
				A 1670.4793-90-000	279042	0.00	
				A 1670.4793-90-000	279042 ✓	116.10 ✓	116.10
				A 1670.4793-90-000	279042	0.00	
				A 1670.4793-90-000	279042 ✓	109.01 ✓	109.01
				Check Total:		317.40	
257084 ✓	08/27/2024	11012	KONICA MINOLTA BUS. SOLUTIONS ✓	A 600	274699	0.00	
				A 600	274698	0.00	
				A 600	274699	122.14 ✓	
				A 600	274698	342.02 ✓	
				A 600	274699	0.00	
				A 600	274698	0.00	
				A 600	274699	124.02 ✓	
				A 600	274698	489.47 ✓	
				A 600	274699	0.00	

PATCHOGUE-MEDFORD UFSD

Check Warrant Report For A - 24: Cash Disbursement- 8/27/24 For Dates 8/21/2024 - 8/31/2024



Check #	Check Date	Vendor ID	Vendor Name	Account	PO Number	Check Amount	Liquidated
				A 600	274698	0.00	
				A 600	274699 ✓	119.35 ✓	
				A 600	274698 ✓	501.71 ✓	
				A 600	274699 ✓	0.00	
				A 600	274699 ✓	89.92 ✓	
					Check Total:	1,788.63	
257085 ✓	08/27/2024	1378	L.I. HARDWARE ✓				
				A 1621.4514-90-000	278105 ✓	156.57 ✓	156.57
				A 1621.4514-90-000	278105 ✓	81.92 ✓	81.92
					Check Total:	238.49	
257086 ✓	08/27/2024	1394	LAKESHORE LEARNING MATERIALS ✓				
				A 2020.4500-07-000	279379 ✓	517.92 ✓	517.92
					Check Total:	517.92	
257087 ✓	08/27/2024	1475	LONG ISLAND ADVANCE ✓				
				A 1310.4720-90-000	278028 ✓	51.40 ✓	51.40
				A 1310.4720-90-000	278028 ✓	45.00 ✓	45.00
					Check Total:	96.40	
257088 ✓	08/27/2024	1484	LONG ISLAND PANELING ✓				
				A 1621.4514-90-000	278072 ✓	89.95 ✓	89.95
					Check Total:	89.95	
257089 ✓	08/27/2024	13739	LONG ISLAND STRING FESTIVAL (LISFA) ✓				
				A 2850.4760-90-000	279605 ✓	25.00 ✓	25.00
				A 2850.4760-90-000	279605 ✓	25.00 ✓	25.00
				A 2850.4760-90-000	279605 ✓	25.00 ✓	25.00
				A 2850.4760-90-000	279605 ✓	25.00 ✓	25.00
				A 2850.4760-90-000	279605 ✓	25.00 ✓	25.00
				A 2850.4760-90-000	279605 ✓	25.00 ✓	25.00
				A 2850.4760-90-000	279605 ✓	25.00 ✓	25.00
				A 2850.4760-90-000	279605 ✓	25.00 ✓	25.00
					Check Total:	200.00	
257090 ✓	08/27/2024	19191	LUISA, JOANN ✓				
				A 210		100.00 ✓	
				A 210		0.00	

PATCHOGUE-MEDFORD UFSD

Check Warrant Report For A - 24: Cash Disbursement- 8/27/24 For Dates 8/21/2024 - 8/31/2024



Check #	Check Date	Vendor ID	Vendor Name	Account	PO Number	Check Amount	Liquidated
Check Total:						100.00	
257091	08/27/2024	17397	MASCOT JUNCTION, INC.	A 2020.4500-05-000	279495	194.00	194.00
Check Total:						194.00	
257092	08/27/2024	15750	MAXIM HEALTHCARE SERVICES, INC.	A 2250.4490-90-000	278272	1,623.12	1,623.12
Check Total:						1,623.12	
257093	08/27/2024	15047	MAYDAY COMMUNICATIONS, INC.	A 1622.4500-90-000	278057	8,400.00	8,400.00
				A 1622.4500-90-000	279181	4,225.00	4,225.00
				A 1622.4790-90-000	279180	3,880.00	3,880.00
				A 1622.4500-90-000	279472	2,580.00	2,580.00
Check Total:						19,085.00	
257094	08/27/2024	13214	MEGAMATION LLC.	A 1621.4790-90-000	278070	304.00	304.00
Check Total:						304.00	
257095	08/27/2024	8532	METROPOLITAN DATA SOLUTIONS	A 2110.4500-37-000	279353	5,620.60	5,620.60
Check Total:						5,620.60	
257096	08/27/2024	15398	MICHELLE TOR INC.	A 2250.4490-90-000	278336	886.91	886.91
				A 2250.4490-90-000	278336	934.97	934.97
Check Total:						1,821.88	
257097	08/27/2024	17872	MILLENNIUM SYSTEMS INTEGRATION INC.	A 600	274227	324.35	324.35
				A 600	273388	581.75	581.75
				A 600	274227	324.35	324.35
Check Total:						1,230.45	
257098	08/27/2024	1666	MONTAUK BUS SERVICE INC.	A 600	274100	500.08	500.08
				A 600	274100	0.00	0.00
				A 600	274100	250.04	250.04

PATCHOGUE-MEDFORD UFSD

Check Warrant Report For A - 24: Cash Disbursement- 8/27/24 For Dates 8/21/2024 - 8/31/2024



Check #	Check Date	Vendor ID	Vendor Name	Account	PO Number	Check Amount	Liquidated
				A 600	274100	0.00	
				A 600	274100 ✓	250.04 ✓	
				A 600	274100	0.00	✓
				A 600	274100 ✓	500.08	
				A 600	274100	0.00	
				A 600	274100 ✓	500.08 ✓	
				A 600	274100	0.00	
				A 600	274100 ✓	750.12 ✓	
				A 600	274100	0.00	
				Check Total:		2,750.44	
257099 ✓	08/27/2024	15980 MORA, SAMMY ✓					
				A 1620.4520-90-000		100.00	✓
				Check Total:		100.00	
257100 ✓	08/27/2024	1709 NASCO ✓					
				A 2119.4500-27-000	278647 ✓	128.64 ✓	128.64
				A 2111.4500-37-000	278728 ✓	15.84 ✓	15.84
				A 2111.4500-37-000	278728 ✓	153.60 ✓	153.60
				Check Total:		298.08	
257101 ✓	08/27/2024	9774 NATIONAL GRID ✓					
				A 1620.4742-90-000	278007	37.73	37.73
				A 1620.4742-90-000	278007	0.00	
				Check Total:		37.73	✓
257102 ✓	08/27/2024	9774 NATIONAL GRID ✓					
				A 1620.4742-90-000	278007 ✓	541.26	541.26
				A 1620.4742-90-000	278007	0.00	
				Check Total:		541.26	✓
257103 ✓	08/27/2024	9774 NATIONAL GRID ✓					
				A 1620.4742-90-000	278007 ✓	371.35	371.35
				A 1620.4742-90-000	278007	0.00	
				Check Total:		371.35	✓
257104 ✓	08/27/2024	9774 NATIONAL GRID ✓					
				A 1620.4742-90-000	278007 ✓	39.44	39.44
				A 1620.4742-90-000	278007	0.00	

PATCHOGUE-MEDFORD UFSD

Check Warrant Report For A - 24: Cash Disbursement- 8/27/24 For Dates 8/21/2024 - 8/31/2024



Check #	Check Date	Vendor ID	Vendor Name	Account	PO Number	Check Amount	Liquidated
257105	✓ 08/27/2024	9774	NATIONAL GRID ✓		Check Total:	39.44 ✓	
				A 1620.4742-90-000	278007 ✓	98.16	98.16
				A 1620.4742-90-000	278007	0.00	
257106	✓ 08/27/2024	9774	NATIONAL GRID ✓		Check Total:	98.16 ✓	
				A 1620.4742-90-000	278007 ✓	37.73	37.73
				A 1620.4742-90-000	278007	0.00	
257107	✓ 08/27/2024	9774	NATIONAL GRID ✓		Check Total:	37.73 ✓	
				A 1620.4742-90-000	278007 ✓	327.65	327.65
				A 1620.4742-90-000	278007	0.00	
257108	✓ 08/27/2024	9774	NATIONAL GRID ✓		Check Total:	327.65 ✓	
				A 1620.4742-90-000	278007 ✓	39.44	39.44
				A 1620.4742-90-000	278007	0.00	
257109	✓ 08/27/2024	9774	NATIONAL GRID ✓		Check Total:	39.44 ✓	
				A 1620.4742-90-000	278007 ✓	265.92	265.92
				A 1620.4742-90-000	278007	0.00	
257110	✓ 08/27/2024	9774	NATIONAL GRID ✓		Check Total:	265.92 ✓	
				A 1620.4742-90-000	278007 ✓	40.01	40.01
				A 1620.4742-90-000	278007	0.00	
257111	✓ 08/27/2024	9774	NATIONAL GRID ✓		Check Total:	40.01 ✓	
				A 1620.4742-90-000	278007	360.64	360.64
				A 1620.4742-90-000	278007	0.00	
257112	✓ 08/27/2024	9774	NATIONAL GRID ✓		Check Total:	360.64 ✓	
				A 1620.4742-90-000	278007 ✓	183.20	183.20
				A 1620.4742-90-000	278007	0.00	
					Check Total:	183.20 ✓	

PATCHOGUE-MEDFORD UFSD

Check Warrant Report For A - 24: Cash Disbursement- 8/27/24 For Dates 8/21/2024 - 8/31/2024



Check #	Check Date	Vendor ID	Vendor Name	Account	PO Number	Check Amount	Liquidated
257113 ✓	08/27/2024	9774	NATIONAL GRID ✓	A 1620.4742-90-000	278007 ✓	38.48	38.48
				A 1620.4742-90-000	278007	0.00	
					Check Total:	38.48 ✓	
257114 ✓	08/27/2024	9774	NATIONAL GRID ✓	A 1620.4742-90-000	278007 ✓	201.69	201.69
				A 1620.4742-90-000	278007	0.00	
					Check Total:	201.69 ✓	
257115 ✓	08/27/2024	9774	NATIONAL GRID ✓	A 1620.4742-90-000	278007 ✓	39.44	39.44
				A 1620.4742-90-000	278007	0.00	
					Check Total:	39.44 ✓	
257116 ✓	08/27/2024	1764	NEWSDAY, INC. ✓	A 1310.4720-90-000	278029 ✓	208.00	208.00
					Check Total:	208.00	
257117 ✓	08/27/2024	15358	NY ASSOC. FOR PUPIL TRANSPORTATION SUFFOLK CHAPTER ✓	A 600	277603	110.00	
				A 600	277603	0.00	
				A 600	277603	0.00	
				A 600	277603	0.00	
					Check Total:	110.00 ✓	
257118 ✓	08/27/2024	1855	OCEAN JANITORIAL SUPPLY INC. ✓	A 1620.4601-90-000	278163 ✓	952.95 ✓	952.95
				A 1620.4512-90-000	279448 ✓	21,297.39 ✓	21,297.39
				A 1620.4512-90-000	278318 ✓	2,084.60 ✓	0.00
				A 1620.4512-90-000	279468 ✓	5,286.80 ✓	5,286.80
				A 1620.4512-90-000	279448 ✓	19,936.22 ✓	19,936.22
				A 1620.4512-90-000	278318 ✓	731.60 ✓	498.40
				A 1620.4512-90-000	279448 ✓	13,448.28 ✓	13,448.28
				A 1620.4512-90-000	278318 ✓	-2,317.80 ✓	0.00
					Check Total:	61,420.04 ✓	
257119 ✓	08/27/2024	17521	ODP BUSINESS SOLUTIONS, LLC ✓				

PATCHOGUE-MEDFORD UFSD

Check Warrant Report For A - 24: Cash Disbursement- 8/27/24 For Dates 8/21/2024 - 8/31/2024



Check #	Check Date	Vendor ID	Vendor Name	Account	PO Number	Check Amount	Liquidated
				A 1310.4500-90-000	279351 ✓	225.60 ✓	225.60
				A 1310.4500-90-000	279351	16.48 ✓	16.48
				A 1310.4500-90-000	279351	36.21 ✓	0.00
				A 1310.4500-90-000	279351	-36.21 ✓	0.00
				Check Total:		242.08 ✓	
257120 ✓	08/27/2024	10009	OPTIMUM ✓	A 1680.4790-90-000	278192	29.00 ✓	29.00
				Check Total:		29.00	
257121 ✓	08/27/2024	15721	PALOS SPORTS, INC. DBA SCHOOL HEALTH CORP. ✓	A 2119.4500-37-000	278657 ✓	282.70 ✓	282.70
				A 2119.4500-37-000	278657	136.14 ✓	136.14
				Check Total:		418.84 ✓	
257122 ✓	08/27/2024	1913	PATCHOGUE-MEDFORD LIBRARY ✓	A 630		113.13 ✓	
				A 630		0.00	
				A 630		0.00	
				Check Total:		113.13	
257123 ✓	08/27/2024	15343	PERMA-BOUND BOOKS ✓	A 2112.4820-37-000	279071 ✓	8,387.00 ✓	8,387.00
				Check Total:		8,387.00	
257124 ✓	08/27/2024	13814	PSEGLI ✓	A 1620.4770-90-000	278006	13,846.28	13,846.28
				A 1620.4770-90-000	278006	0.00	
				Check Total:		13,846.28 ✓	
257125 ✓	08/27/2024	13814	PSEGLI ✓	A 1620.4770-90-000	278006	2,143.56	2,143.56
				A 1620.4770-90-000	278006	0.00	
				Check Total:		2,143.56 ✓	
257126 ✓	08/27/2024	13814	PSEGLI ✓	A 1620.4770-90-000	278006	62.31	62.31
				A 1620.4770-90-000	278006	0.00	
				Check Total:		62.31 ✓	
257127 ✓	08/27/2024	13814	PSEGLI ✓				

PATCHOGUE-MEDFORD UFSD

Check Warrant Report For A - 24: Cash Disbursement- 8/27/24 For Dates 8/21/2024 - 8/31/2024



Check #	Check Date	Vendor ID	Vendor Name	Account	PO Number	Check Amount	Liquidated
257128	08/27/2024	13814 PSEGLI		A 1620.4770-90-000	278006	259.23	259.23
				A 1620.4770-90-000	278006	0.00	
				Check Total:		259.23	
257129	08/27/2024	13814 PSEGLI		A 1620.4770-90-000	278006	21.03	21.03
				A 1620.4770-90-000	278006	0.00	
				Check Total:		21.03	
257130	08/27/2024	13814 PSEGLI		A 1620.4770-90-000	278006	6,286.10	6,286.10
				A 1620.4770-90-000	278006	0.00	
				Check Total:		6,286.10	
257131	08/27/2024	13814 PSEGLI		A 1620.4770-90-000	278006	61.93	61.93
				A 1620.4770-90-000	278006	0.00	
				Check Total:		61.93	
257132	08/27/2024	13814 PSEGLI		A 1620.4770-90-000	278006	12,956.91	12,956.91
				A 1620.4770-90-000	278006	0.00	
				Check Total:		12,956.91	
257133	08/27/2024	13814 PSEGLI		A 1620.4770-90-000	278006	4,810.55	4,810.55
				A 1620.4770-90-000	278006	0.00	
				Check Total:		4,810.55	
257134	08/27/2024	13814 PSEGLI		A 1620.4770-90-000	278006	93.07	93.07
				A 1620.4770-90-000	278006	0.00	
				Check Total:		93.07	
257135	08/27/2024	13814 PSEGLI		A 1620.4770-90-000	278006	597.37	597.37
				A 1620.4770-90-000	278006	0.00	0.00
				A 1620.4770-90-000	278006	0.00	0.00
		Check Total:		597.37			

PATCHOGUE-MEDFORD UFSD

Check Warrant Report For A - 24: Cash Disbursement- 8/27/24 For Dates 8/21/2024 - 8/31/2024



Check #	Check Date	Vendor ID	Vendor Name	Account	PO Number	Check Amount	Liquidated
257136	08/27/2024	16017 PULICK, RUSSELL		A 1620.4770-90-000	278006	5,096.24	5,096.24
				A 1620.4770-90-000	278006	0.00	0.00
				A 1620.4770-90-000	278006	0.00	0.00
				Check Total:		5,096.24	
257137	08/27/2024	2110 RIO GRANDE, INC.		A 2111.4690-90-000	278993	330.00	330.00
				A 2111.4690-90-000	278993	0.00	
				Check Total:		330.00	
257138	08/27/2024	17557 RUIZ, RAYMOND		A 2111.4500-37-000	279444	719.42	719.42
				Check Total:		719.42	
257139	08/27/2024	11573 BARBARA L. RUNKEL		A 210		100.00	
				A 210		0.00	
				Check Total:		100.00	
257140	08/27/2024	10163 RUNKEL, JOEL T.		A 600		2,725.20	
				Check Total:		2,725.20	
257141	08/27/2024	2175 S & S WORLDWIDE INC.		A 600		2,725.20	
				Check Total:		2,725.20	
257142	08/27/2024	13552 SCHOLARCHIP		A 2119.4500-27-000	278648	143.94	143.94
				Check Total:		143.94	
257143	08/27/2024	12903 SCHOOL OUTFITTERS		A 2110.4500-37-000	279349	1,577.46	1,578.66
				Check Total:		1,577.46	
257144	08/27/2024	17192 SCHOOL SPECIALTY, LLC.		A 2020.4500-07-000	279359	404.69	404.69
				A 2020.4500-07-000	279359	777.76	777.76
				A 2020.4500-07-000	279359	1,001.79	1,001.79
				Check Total:		2,184.24	

PATCHOGUE-MEDFORD UFSD

Check Warrant Report For A - 24: Cash Disbursement- 8/27/24 For Dates 8/21/2024 - 8/31/2024



Check #	Check Date	Vendor ID	Vendor Name	Account	PO Number	Check Amount	Liquidated
				A 2855.4500-27-000	278609	788.82	788.82
				A 2123.4500-37-000	278415	195.41	195.41
				A 2020.4500-07-000	279228	1,681.12	1,681.12
				A 2123.4500-37-000	278415	28.74	28.74
				A 2123.4500-37-000	278415	40.32	0.00
				A 2123.4500-37-000	278415	-40.32	0.00
				Check Total:		2,694.09	
257145	08/27/2024	14386	SENECA CONSULTING GROUP, INC.	A 600	277401	1,199.00	
				A 600	277401	0.00	
				Check Total:		1,199.00	
257146	08/27/2024	12545	SHEFFIELD POTTERY INC.	A 2111.4500-37-000	278991	1,449.75	1,449.75
				Check Total:		1,449.75	
257147	08/27/2024	2289	SHERWIN WILLIAMS	A 1621.4790-90-000	278154	267.66	267.66
				A 1621.4280-90-000	278155	2,598.75	2,598.75
				A 1621.4790-90-000	278154	15.24	15.24
				A 1621.4280-90-000	278155	526.89	526.89
				A 1621.4790-90-000	278154	181.95	181.95
				A 1621.4790-90-000	278154	125.39	125.39
				A 1621.4790-90-000	278154	13.84	13.84
				A 1621.4790-90-000	278154	119.98	119.98
				Check Total:		3,849.70	
257148	08/27/2024	19187	SIMPLE RESTAURANTS OF LONG ISLAND LLC	A 7310.4000-09-000	278051	169.00	169.00
				A 7310.4000-09-000	278051	234.00	234.00
				A 7310.4000-09-000	278051	273.00	897.00
				Check Total:		676.00	
257149	08/27/2024	14359	ST. CHARLES HOSPITAL	A 2855.4610-90-000	279350	2,754.00	2,754.00
				Check Total:		2,754.00	
257150	08/27/2024	596	STAPLES ADVANTAGE				

PATCHOGUE-MEDFORD UFSD

Check Warrant Report For A - 24: Cash Disbursement- 8/27/24 For Dates 8/21/2024 - 8/31/2024



Check #	Check Date	Vendor ID	Vendor Name	Account	PO Number	Check Amount	Liquidated
				A 1622.4500-90-000	279179 ✓	4.42 ✓	4.42
				A 1310.4500-90-000	279352 ✓	292.30 ✓	292.30
				A 2021.4500-90-ART	279493 ✓	27.47 ✓	27.47
				A 1622.4500-90-000	279179 ✓	13.30 ✓	13.30
				A 1310.4500-90-000	279352 ✓	5.77 ✓	0.00
				A 2021.4500-90-ART	279493 ✓	-12.90 ✓	0.00
				A 1622.4500-90-000	279179 ✓	21.84 ✓	21.84
				A 1310.4500-90-000	279352 ✓	-3.15 ✓	0.00
				A 1622.4500-90-000	279179 ✓	522.84 ✓	522.84
				A 1310.4500-90-000	279352 ✓	-5.77 ✓	0.00
				Check Total:		866.12	
257151 ✓	08/27/2024	10436	STEVENS FORD ✓				
				A 1621.4530-90-000	278153 ✓	29.40 ✓	29.40
				Check Total:		29.40	
257152 ✓	08/27/2024	17961	SUFFOLK COUNTY ATLECTIC DIRECTORS ASSOC ✓				
				A 2855.4760-90-000	279596 ✓	50.00 ✓	50.00
				A 2855.4760-90-000	279596	0.00	0.00
				Check Total:		50.00	
257153 ✓	08/27/2024	6973	SWEDA-ABRESCIA, RAEGEN ✓				
				A 2122.4150-90-000	279032 ✓	850.00 ✓	850.00
				A 2122.4150-90-000	279032	0.00	0.00
				A 2122.4150-90-000	279032	0.00	0.00
				Check Total:		850.00	
257154 ✓	08/27/2024	11855	SYOSSET HOME TUTORING ✓				
				A 600	274947 ✓	108.00 ✓	0.00
				A 600	275521 ✓	891.00 ✓	0.00
				A 600	274947 ✓	-72.90 ✓	0.00
				A 600	275521	0.00	
				A 600	274947	0.00	
				A 600	274947	0.00	
				Check Total:		926.10	
257155 ✓	08/27/2024	13136	TOWN OF BROOKHAVEN PARKS DEPT ✓				

PATCHOGUE-MEDFORD UFSD

Check Warrant Report For A - 24: Cash Disbursement- 8/27/24 For Dates 8/21/2024 - 8/31/2024



Check #	Check Date	Vendor ID	Vendor Name	Account	PO Number	Check Amount	Liquidated
257156	08/27/2024	19233 TREYBICH, STUART		A 7310.4000-09-000	277932	1,792.00 ✓	1,792.00
				A 7310.4000-09-000	277932	576.00 ✓	576.00
				A 7310.4000-09-000	277932	0.00	1,132.00
				Check Total:		2,368.00	
257157	08/27/2024	13308 TYLER TECHNOLOGIES INC.		A 2020.4500-28-000	279531 ✓	1,200.00	1,200.00
				Check Total:		1,200.00 ✓	
257158	08/27/2024	11276 ULINE INC.		A 5510.4490-90-000	279109 ✓	13,931.65 ✓	13,931.65
				A 5510.4490-90-000	279109	-12,287.89 ✓	0.00
				Check Total:		1,643.76 ✓	
257159	08/27/2024	19196 ULTIMATE PEST CONTROL INC.		A 2111.4500-37-000	279432 ✓	568.30	568.30
				Check Total:		568.30 ✓	
257160	08/27/2024	17734 UPPER EDGE TECHNOLOGIES, INC		A 1620.4790-90-000	278140 ✓	110.00 ✓	110.00
				A 1620.4790-90-000	278140	110.00 ✓	110.00
				Check Total:		220.00 ✓	
257161	08/27/2024	12446 W.B. MASON COMPANY		A 2630.4500-90-000	279175 ✓	2,080.00	2,080.00
				Check Total:		2,080.00 ✓	
257162	08/27/2024	2765 WENGER CORPORATION		A 2020.4500-07-000	279121 ✓	1,440.50 ✓	1,440.50
				A 1240.4500-90-000	279030 ✓	13.77 ✓	13.77
				A 1680.4500-90-000	278295 ✓	3.95 ✓	3.95
				A 1310.4500-90-000	279030 ✓	17.13 ✓	17.13
				A 1430.4500-90-000	279030 ✓	13.77 ✓	13.77
				A 2010.4500-90-000	279030 ✓	13.77 ✓	13.77
				Check Total:		1,502.89 ✓	
				A 2118.4500-27-000	279345 ✓	3,003.00 ✓	3,003.00
				A 2118.4500-27-000	279346 ✓	1,051.62 ✓	1,051.62
				A 2118.4500-37-000	279345 ✓	3,003.00 ✓	3,003.00

PATCHOGUE-MEDFORD UFSD

Check Warrant Report For A - 24: Cash Disbursement- 8/27/24 For Dates 8/21/2024 - 8/31/2024



Check #	Check Date	Vendor ID	Vendor Name	Account	PO Number	Check Amount	Liquidated
257163	08/27/2024	15531	WORLDWIDE PAPER CORP.		Check Total:	7,057.62	
				A 1670.4500-90-000	278213	4,374.40	4,374.40
				A 1670.4500-90-000	278213	4,374.40	4,374.40
257164	08/27/2024	2846	XEROX CORP.		Check Total:	8,748.80	
				A 600	274400	122.50	0.00
				A 600	274400	3,171.50	0.00
				A 600	275826	57.60	0.00
				A 600	273327	20,454.05	0.00
				A 600	273327	28,832.93	0.00
				A 600	273327	15.40	0.00
				A 600	273327	792.00	0.00
				A 600	273327	-451.44	0.00
					Check Total:	52,994.54	
					Warrant Total:	478,131.95	
					Vendor Portion:	478,131.95	

Number of Transactions: 129

Certification of Warrant

To The District Treasurer: I hereby certify that I have verified the above claims, 129 in number, in the total amount of \$ 478,131.95. You are hereby authorized and directed to pay to the claimants certified above the amount of each claim allowed and charge each to the proper fund.

9/9/24 Adriane Brower Claims Auditor
 Date Signature Title

PATCHOGUE-MEDFORD UFSD

Check Warrant Report For C - 9: Cash Disbursement- 8/27/24 For Dates 8/21/2024 - 8/31/2024



Check #	Check Date	Vendor ID	Vendor Name	Account	PO Number	Check Amount	Liquidated
257165 ✓	08/27/2024	2766	SAM TELL COMPANIES, INC ✓	C 2860.4500-95-000	279424 ✓	303.04 ✓	303.04
						Check Total:	303.04
						Warrant Total:	303.04
						Vendor Portion:	303.04

Number of Transactions: 1

Certification of Warrant

To The District Treasurer: I hereby certify that I have verified the above claims, 1 in number, in the total amount of \$ 303.04. You are hereby authorized and directed to pay to the claimants certified above the amount of each claim allowed and charge each to the proper fund.

8/29/24 Kenny Hoogstra Alternate Claims Auditor
Date Signature Title

PATCHOGUE-MEDFORD UFSD

Check Warrant Report For F - 7: Cash Disbursement- 8/27/24 For Dates 8/21/2024 - 8/31/2024



Check #	Check Date	Vendor ID	Vendor Name	Account	PO Number	Check Amount	Liquidated
257166 ✓	08/27/2024	15798	DIGITAL PROVISIONS INC. ✓				
				F 2110.4000-90-ARP	277377 ✓	18,567.00 ✓	18,567.00
				F 2110.4500-90-ARP	277377 ✓	2,277.44 ✓	2,277.44
				Check Total:		20,844.44	
257167 ✓	08/27/2024	1394	LAKESHORE LEARNING MATERIALS ✓				
				F 600	277848 ✓	8,313.48 ✓	
				F 600	277889 ✓	781.65 ✓	
				Check Total:		9,095.13	
257168 ✓	08/27/2024	15760	RCP MEATS INC. ✓				
				F 2830.4500-90-OMH	279386 ✓	40.47 ✓	40.47
				F 2830.4500-90-OMH	279386	0.00	0.00
				F 2830.4500-90-OMH	279386	0.00	0.00
				Check Total:		40.47	
257169 ✓	08/27/2024	17556	SYMBRANT TECHNOLOGIES, INC. ✓				
				F 2110.4000-90-ARP	273139 ✓	6,330.00 ✓	6,330.00
				F 2110.4000-90-ARP	273136 ✓	32,868.00 ✓	32,868.00
				F 2110.4000-90-ARP	273142 ✓	27,939.00 ✓	27,939.00
				F 2110.4000-90-ARP	273141 ✓	178,605.00 ✓	178,605.00
				F 2110.4000-90-ARP	273137 ✓	9,262.50 ✓	9,262.50
				F 2110.4000-90-ARP	273132 ✓	24,698.00 ✓	24,698.00
				F 2110.4000-90-ARP	273140 ✓	47,433.00 ✓	47,433.00
				F 2110.4000-90-ARP	273134 ✓	20,974.00 ✓	20,974.00
				F 2110.4000-90-ARP	273133 ✓	15,081.50 ✓	15,081.50
				F 2110.4000-90-ARP	273135 ✓	43,128.00 ✓	43,128.00
				Check Total:		406,319.00	

PATCHOGUE-MEDFORD UFSD



Check Warrant Report For F - 7: Cash Disbursement- 8/27/24 For Dates 8/21/2024 - 8/31/2024

Check #	Check Date	Vendor ID	Vendor Name	Account	PO Number	Check Amount	Liquidated
Number of Transactions: 4					Warrant Total:	436,299.04	
					Vendor Portion:	436,299.04	

Certification of Warrant

To The District Treasurer: I hereby certify that I have verified the above claims, 4 in number, in the total amount of \$ 436,299.04. You are hereby authorized and directed to pay to the claimants certified above the amount of each claim allowed and charge each to the proper fund.

<u>9-3-24</u>	<u>Adriane Brower</u>	<u>Claims Auditor</u>
Date	Signature	Title

PATCHOGUE-MEDFORD UFSD

Check Warrant Report For H - 5: Cash Disbursement- 8/27/24 For Dates 8/14/2024 - 8/31/2024



Check #	Check Date	Vendor ID	Vendor Name	Account	PO Number	Check Amount	Liquidated
257170	08/27/2024	11985	HTP MECHANICAL CORP.	H 2425.0199-0-2930	277941	11,164.55	11,164.55
						Check Total:	11,164.55
						Warrant Total:	11,164.55
						Vendor Portion:	11,164.55

Number of Transactions: 1

Certification of Warrant

To The District Treasurer: I hereby certify that I have verified the above claims, 1 in number, in the total amount of \$ 11,164.55. You are hereby authorized and directed to pay to the claimants certified above the amount of each claim allowed and charge each to the proper fund.

9-4-24
Date

Adriane Brower
Signature

Claims Auditor
Title